FUNCTIONAL SERVICING AND STORMWATER MANAGEMENT REPORT

IN SUPPORT OF OPA, ZBA and DPS

683-685 Warden Avenue, Toronto
City of Toronto – Scarborough District, Ward 20 (Scarborough Southwest)

counterpoint ENGINEERING

8395 Jane Street, Suite 100
Vaughan, Ontario L4K 5Y2
Tel: (905) 326-1404
File Number: 21013

Prepared For:

Choice Properties Limited Partnership

ChoiceProperties

1	Issued for OPA/ZBA/DPS	June 28, 2021
No.	**Revision**	**Date**

TABLE OF CONTENTS

TABLE OF CONTENTS **2**
LIST OF FIGURES, TABLES, APPENDICES & DRAWINGS **3**
1.0 INTRODUCTION **5**
1.1 Background *5*
1.2 Study Parameters *8*
2.0 STORMWATER MANAGEMENT **8**
2.1 Existing Conditions *8*
2.2 Stormwater Management Criteria *9*
2.2.1 Quantity – Flood Flow Management Criteria *10*
2.2.2 Quantity – Erosion Control Criteria *10*
2.2.3 Discharge Criteria to Municipal Infrastructure *11*
2.2.4 Water Balance Targets *13*
2.2.5 Water Quality Targets–Total Suspended Solids (TSS) *14*
2.3 Proposed Storm Servicing (Minor System) *14*
2.4 Proposed Stormwater Management *14*
2.4.1 Proposed Water Balance *14*
2.4.2 Proposed Quality Control *15*
2.4.3 Proposed Quantity Control and Modeling *16*
3.0 SANITARY SERVICING **23**
3.1 Existing Sanitary Servicing *23*
3.2 Proposed Sanitary Release Rate And Servicing *23*
3.3 Sanitary Capacity Analysis *24*
3.3.1 Scenario 1 & 2 – Pre-development Conditions *26*
3.3.2 Scenario 3 & 4 – Post-development Conditions *27*
3.3.3 Scenario 5 & 6 – Post-development Conditions (Remediation Plan) *28*
3.3.4 Summary of Sanitary Sewer Analysis *29*
4.0 GROUNDWATER MANAGEMENT **30**
5.0 WATERMAIN SERVICING **30**
5.1 Existing Water Servicing *30*
5.2 Proposed Water Servicing Strategy *31*
6.0 CONCLUSIONS **33**

LIST OF FIGURES, TABLES, APPENDICES & DRAWINGS

Figures

Figure 1: Key Plan

Figure 2: VO6 Model Post and Pre-Development 100-year Hydrographs

Tables

Table 1: Site Statistics

Table 2: Allowable Release Rate to the Municipal Storm Sewer on Warden Avenue

Table 3: Comparison of Peak Flow Requirements

Table 4: Water Balance Calculation Results Summary

Table 5: Post-Development Water Quality/TSS Removal Calculation Results Summary

Table 6: City of Toronto Storm Design Parameters

Table 7: Water Quantity Calculation Results Summary (SWM Matrix)

Table 8: Water Quantity Summary to Uncontrolled Outlets

Table 9: Water Quantity Summary for Warden Avenue & Entire 5.09 ha Site

Table 10: Post-Development Drainage Characteristics and VO6 Modelling Results

Table 11: Equivalent Populations Based on Use

Table 12: Peak Flow Summary

Table 13: Water Demand Summary

Appendices

Appendix A:

- Architectural Site Plan and Statistics

Appendix B:

- Storm Sewer Design Sheets
- Stormwater Calculations
- OGS Unit Analysis
- V06 Model Output Files

Appendix C:

- Sanitary Population Summary Breakdown.
- Sanitary Sewer Design Sheets
- Sanitary Modeling Result Tables and Profiles

Appendix D:

- Water Demand Summaries.

Drawings

General Services Plan – SP1

General Grading Plan – GP1

Post-Development Storm Drainage Plan – STM

Pre-Development Storm Drainage Plan – SWM1

Post Development Storm Drainage Plan – SWM2

Post-Development Sanitary Drainage Plan – SAN1

1.0 INTRODUCTION

1.1 BACKGROUND

This Functional Servicing and Stormwater Management Report ('FSSR') has been prepared in support of an official plan amendment application ('OPA'), zoning bylaw amendment application ('ZBA') and a draft plan of sub-division application ('DPS) for the proposed development located at 683 - 685 Warden Avenue within the City of Toronto. The 2.63 hectare (+/- 6.50 acres) subject site is located on the east side of Warden Avenue between St. Clair Avenue East and Danforth Road, within Ward 22 of the Scarborough district of the City of Toronto. The site is surrounded by warehouse/industrial uses on the north and south side of the property, and residential use to the west of the property. The site is currently vacant but was recently used as a warehouse. Refer to **Figure 1** for a key plan of the subject site relative to surrounding conditions.

The proposed re-development concept has been prepared by Turner Fleischer Architects Inc. ('TFAI'). A new public road (Road 'A' – 0.78ha) is proposed that surrounds the site boundaries and has two connections into Warden Avenue. A portion of the boulevard of Road A has been positioned on the adjacent properties to the north and south of the site. A park block has been proposed (Proposed Park – 0.25ha) east of the public road. Internal to the public road is the net developable area of 1.61 ha, which is split with a private internal road. The architectural concept plan proposes 6 new residential towers, as follows:

- Building A (13 storeys) and Building B (13 storeys).
- Tower C (36 storeys) and Tower E (22 storeys), connected with a podium at floor 8.
- Tower D (33 storeys) and Tower F (19 storeys), connected with a podium at floor 8.

The proposed buildings will have two underground parking levels. Refer to **Appendix A** for architectural plans and statistics. Refer to **Table 1** for a summary of block and building statistics as provided by TFAI.

Table 1: Site Statistics

Sub-Area	Building	Use	+/- Block Area (ha)	Residential Units
1	Building A & B	Residential	n/a	367
2	Tower C & E	Residential/Retail	n/a	615
3	Tower D & F	Residential/Retail	n/a	537
Sub-Total – Development Blocks:			**1.61**	**1,519**
Road 'A'	n/a	Public Roads	0.78	n/a
Proposed Park	n/a	Park	0.25	n/a
Sub-Total – Public Roads & Park:			**1.03**	**0**
Totals:			**2.63**	**1,538**

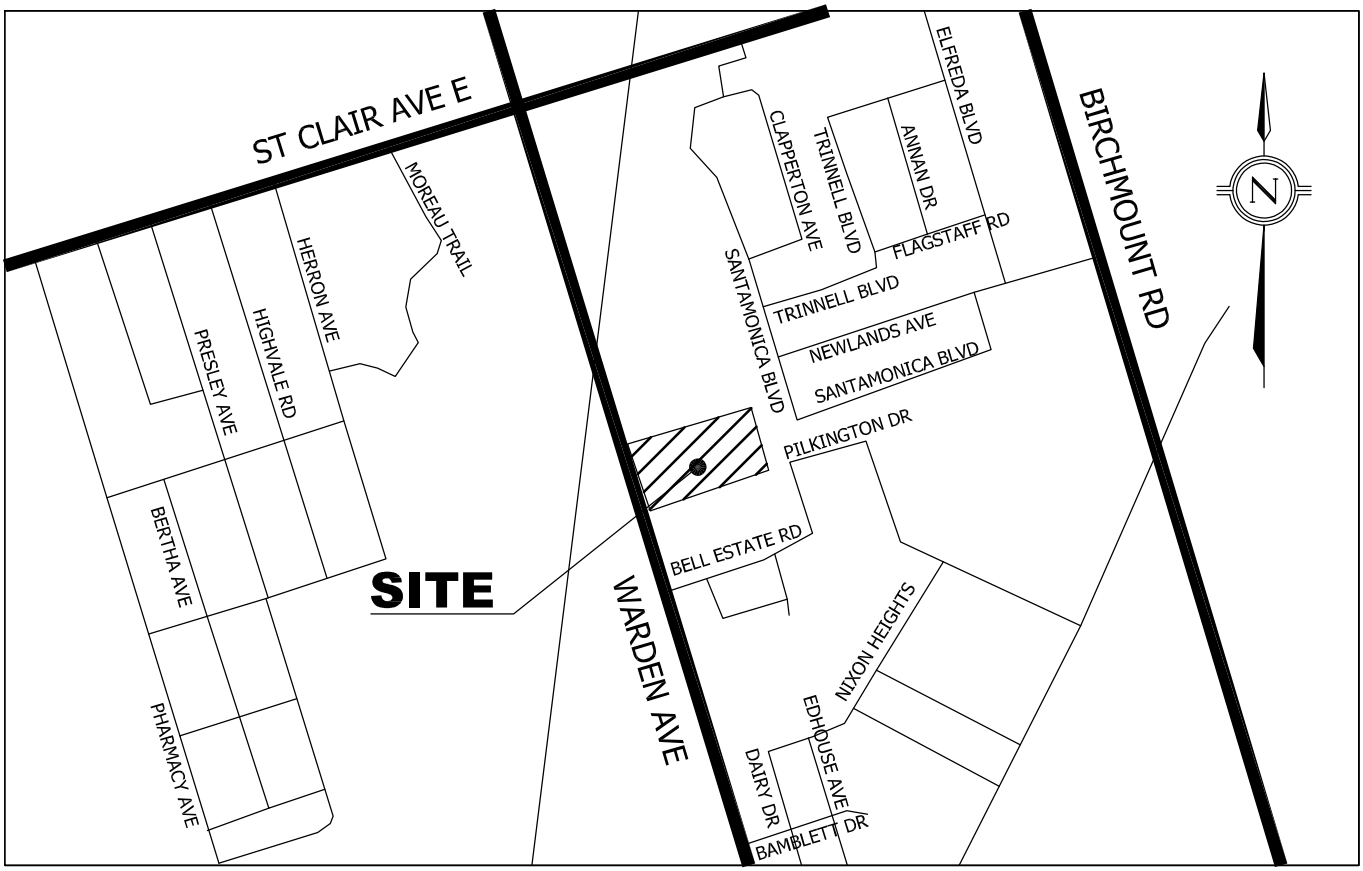

counterpoint ENGINEERING

COUNTERPOINT ENGINEERING INC.
8395 Jane St., Suite 100, Vaughan, ON L4K 5Y2 Phone 905.326.1404 Fax 905.326.1405

SITE LOCATION

ChoiceProperties

MIXED USE DEVELOPMENT
685 WARDEN AVE. SCARBOROUGH, ON

DESIGNED BY: G.R.	DATE: JUNE 2021
CHECKED BY: D.D.	PROJECT No. 21013
DRAWING BY: J.Y.S.	
CHECKED BY: G.R.	FIGURE No. FIG 1
SCALE: N.T.S	

The purpose of this FSSR is to:

- Complete a concept design of new public infrastructure within the proposed development limits;
- Provide a high-level summary of on-site infrastructure requirements, at the block level and for the public roads, prior to the detailed design which would typically occur as part of a plan of subdivision application.

1.2 STUDY PARAMETERS

The background documents listed below have been considered in the preparation of this FSSR:

- Architectural plans and inputs prepared by Turner Fleischer Architects Inc.
- City of Toronto Design Criteria for Sewers and Watermains, January 2021;
- City of Toronto Wet Weather Flow Management Guidelines ('WWFMG'), November 2006;
- Toronto Green Standard v3.
- Toronto Green Roof By-Law, 2009.
- Fire Underwriters Survey, 1999;
- Various plan and profile drawings obtained from the City of Toronto;
- CUMAP information obtained from the City of Toronto;
- Infoworks Sewer Model for Basement Flooding Study Area #34, obtained from the City of Toronto.
- Hydrogeological Investigation, prepared by Golder.

2.0 STORMWATER MANAGEMENT

2.1 EXISTING CONDITIONS

The subject site is currently vacant. The site was recently used as a warehouse/commercial use however the existing building has been demolished.

Based on the City's InfoWorks ICM BFA 34 storm model, the site (**SWM1** – Area 100) drains to a 675mm diameter storm sewer on Warden Avenue, which conveys southward where ultimately discharges to Taylor Massey Creek as part of the Don River watershed.

External drainage does not appear to enter the site prior to discharge to public infrastructure, which has been confirmed with InfoWorks model storm drainage areas. Refer to drawings **SWM1** for the pre-development drainage plan that illustrates existing drainage patterns and existing servicing.

The following sections summarize the various stormwater management requirements and commentary on how the subject site and internal development blocks will adhere to them.

2.2 STORMWATER MANAGEMENT CRITERIA

The City of Toronto's WWFMG document describes a 'hierarchical approach' that should be undertaken when designing an appropriate stormwater management system and controls for a land development project. The hierarchy is summarized as follows:

- **Source Control** - Source controls at the lot level are the preferred method for controlling the impacts of wet weather flow.
- **Conveyance Control** – Conveyance controls, such as roadside ditch/swale and/or infiltration systems, shall be implemented, where new roads are built, to the maximum practicable extent site conditions and soil conditions permit.
- **End-of-Pipe Control** – End-of-pipe controls shall be implemented after source controls and conveyance controls are unable to achieve the necessary level of stormwater quality and quantity control targets.

There are numerous methods for implementing each control in order to provide a 'treatment train' system. The following sections summarize the various stormwater management requirements and provides commentary on how the subject site and internal development blocks will adhere to them. It should be noted that the methods of achieving the stormwater criteria for the site will be further refined at the plan of subdivision level and the site plan level for each development block.

2.2.1 Quantity – Flood Flow Management Criteria

The City of Toronto's water quantity targets are intended to focus on flood flow management and erosion control measures, in order to reduce impacts to downstream infrastructure and outlets. Section 2.2.3.1 – Flood Flow Management Criteria of the WWFMG stipulate the following requirements:

- *The required level of peak flow control from a development site contributing flow to a specific watercourse at the point of discharge, shall follow Toronto and Region Conservation Authority (TRCA) Flood Flow Criteria Map (see Appendix C.1).*
- *For development sites within the City's chronic basement flooding areas (see City of Toronto Basement Flooding Relief Work Program Location Map & Schedule in Appendix D), the proponent shall consult Toronto Water - Sewer Asset Planning Section for details of requirements, where applicable.*
- *The City of Toronto has adopted the 100-year storm as the level of protection for properties, where feasible, against surface flooding from ponding on streets, particularly, in areas of the City experiencing chronic basement flooding and/or when a proper major overland flow stormwater drainage system does not exist (see Section 2.2.3.8 for overland flow drainage system requirements).*
- *For development sites < 2 ha, the proponent may use a simplified approach such as the Rational Method / IDF curves to compute peak flows.*

The subject site is located within the Don River watershed. In accordance with Appendix C.1 of the WWFMG, the overall flood flow criteria for the subject site to a watercourse is 2 to 100 year control, post to pre-development. The Don River watershed requires the use of the 12 hour SCS design storm and modelled using Visual OTTHYMO.

2.2.2 Quantity – Erosion Control Criteria

The City of Toronto's water quantity targets are intended to focus on flood flow management and erosion control measures, in order to reduce impacts to downstream infrastructure and outlets. Section 2.2.3.3 – Flood Flow Management Criteria of the WWFMG stipulate the following requirements:

- *For Rouge River watershed (within City of Toronto), follow TRCA (Toronto and Region Conservation Authority) erosion control criteria for individual sites, which discharge directly to and/or are in proximity of natural watercourses.*
    - *Detain the post-development rainfall runoff from a 30 mm storm for a minimum of 24 hours for Tributary "B" of the little Rouge Creek.*
    - *Detain the post-development rainfall runoff from a 33 mm storm for a minimum of 48 hours for the Morningside Tributary of the Rouge River.*
- *For all other watersheds where new large development blocks (site area > 5 ha) discharge directly and/or in proximity (within 100 m) of natural watercourses, the proponents are required to complete an Erosion Analysis Report to determine the erosion control criteria for the sites.*
- *For sites where it is not feasible (this condition must be reviewed and agreed by City staff) to complete an Erosion Analysis Report, we typically require that runoff from a 25 mm design storm be detained on-site and released over a minimum of 24 hours.*
- *For small infill/redevelopment sites < 2 ha, erosion control in the form of stormwater detention is normally not required, provided the on-site minimum runoff retention from a small design rainfall event (typically 5 mm) is achieved under the Water Balance Criteria.*
- *New developments shall be designed to minimize the number of new storm outfalls in the valley and all new outfalls shall be designed to minimize potential erosion.*

The subject site has development blocks which are all less than 5 ha in area. In addition, the distance from the subject site to the outlet is greater than 100m in length. As such, we have not proposed the requirement of an Erosion Analysis Report or the detention of the 25mm design storm on-site for a minimum of 24 hours.

Each development block will be less than 2ha in area and will achieve at least the 5mm Water Balance Criteria, effectively addressing the erosion control criteria at the block level. The Water Balance requirement for the public roads will be achieved by either meeting the 5mm requirement or overcompensating at the block level; as such, enhanced erosion control measures within the public roadways will not be required.

2.2.3 Discharge Criteria to Municipal Infrastructure

Section 2.2.3.7 – Discharge Criteria to Municipal Infrastructure of the WWFMG stipulate the following requirements:

- *The allowable release rate to the municipal storm sewer system (minor system) from the development site during a 2 year design storm event must not exceed the peak runoff rate from the site under pre-development conditions during the same storm event, or existing capacity of the receiving storm sewer, whichever is less.*

Since the site's overall imperviousness under existing condition is greater than 50%, and in accordance with WWFMG, a run-off coefficient of 0.50 and the 2-year storm evgent was used in calculating the pre-development peak runoff during the same event. **Table 2** below summarizes this calculation, which is used to determine the post-development overall allowable release rate from the subject site, with respect to discharge to municipal infrastructure only (not flood protection).

Table 2: Allowable Release Rate to the Municipal Storm Sewer on Warden Avenue

$Q_A = C \times A \times i / 360$ (L/s)	
A - Site Area (ha)	2.63
Tc (min)	10
C - Runoff Coefficient	0.50
i – Intensity	88
Q - Release Rate (L/s)	322

Below in **Table 3** is a summary of the peak flow requirements based on the Discharge Criteria and Flood Flow Criteria.

Table 3: Comparison of Peak Flow Requirements

Storm Event	Discharge Criteria to the Municipal Storm Sewer (L/s)	Flood Flow Criteria (L/s)
2	322	367
5		541
10		648
25		766
50		918
100		1,037

The development shall ensure both criteria are achieved by the proposed stormwater management approach. As seen in the above **Table 3**, the discharge criteria will govern the post-development peak release rates to the municipal storm sewer.

In order to understand the breakdown of release rates within various components of the overall project, we have reviewed the discharge criteria at the block level. The parameters for each development block are discussed later in the report and are also summarized in **Table 7**. The release rates by block were calculated using the same method as described above and are included in **Appendix B**. Stormwater detention storage will be provided at the block level in order to ensure that post-development peak flows during 2-year to 100-year storm events are less than the 2-year peak flow at a run-off co-efficient of 0.50. Detailed input such as landscaped areas, uncontrolled drainage, orifice sizing and head values were assumed for the purpose of each block and will need to be further refined at the detailed design stage of the project. As such, the storage values presented in **Table 7** are not intended to be final and are subject to change.

2.2.4 Water Balance Targets

Section 2.2.1.1 – Water Balance Targets of the WWFMG stipulate the following requirements:

- *Retain stormwater on-site, to the extent practicable, to achieve the same level of annual volume of overland runoff (see Table 3 & Figure 2) allowable from the development site under pre-development (i.e. presently existing site conditions before the new proposed development) conditions.*
- *If the allowable annual runoff volume (see Table 3 & Figure 2) from the development site under post-development conditions is less than the pre-development conditions, then the more stringent runoff volume requirement becomes the governing target for the development site. The maximum allowable annual runoff volume from any development site is 50% of the total average annual rainfall depth.*
- *In most cases, the minimum on-site runoff retention requires the proponent to retain all runoff from a small design rainfall event - typically 5 mm (In Toronto, storms with 24-hour volumes of 5 mm or less contribute about 50% of the total average annual rainfall volume) through infiltration, evapotranspiration and rainwater reuse.*

At a minimum, 50% of the total average rainfall depth will be retained on site through infiltration, evapotranspiration & rainwater reuse.

2.2.5 Water Quality Targets–Total Suspended Solids (TSS)

Section 2.2.2.1 – Water Quality Target – Total Suspended Solids (TSS) of the WWFMG stipulate the following requirements:

- *The wet weather flow (WWF) water quality target is the long-term average removal of 80 % of Total Suspended Solids (TSS) on an annual loading basis from all runoff leaving the proposed development site based on the post-development level of imperviousness.*
- *Overall efficiency in TSS removal can be considered in combination with minimum on-site runoff retention and other conveyance & end-of-pipe controls (i.e. the treatment train)*

A TSS removal of 80% is required, calculated based on a treatment train approach.

Section 2.2.2.3 – Water Quality Target – E.Coli was not reviewed as part of this report as the site does not discharge into a new or existing headwall directly into the Lake or Waterfront area.

2.3 PROPOSED STORM SERVICING (MINOR SYSTEM)

A new storm sewer system is proposed along the new public roads. The overall site will connect into the existing 675mm diameter storm sewer on Warden Avenue. Each development block will have at least one connection to this new municipal storm system, in some cases multiple connections depending on the built form and ownership proposed. For the purpose of this submission we have indicated 1 connection per block as shown on the architectural plans. The final location and number of connections for each development block will be determined as part of the detailed design process. For the purpose of this report we have completed preliminary sizing of storm sewers. Refer to General Servicing Plan **SP1** and the storm sewer design sheets included in **Appendix B**.

2.4 PROPOSED STORMWATER MANAGEMENT

2.4.1 Proposed Water Balance

Water balance efforts such as the use of green roofs, landscaped areas, and water reuse cisterns will be provided to achieve the required water balance objectives. As shown in **Table 4**, the proposed Stormwater Management Approach will retain on average 5.0mm of rainfall on site. This

achieves the 5.0mm water balance target, which equates to retaining about 50% of the annual rainfall volume on site. Refer to **Table 4** and **Appendix B** for more detail.

Table 4: Water Balance Calculation Results Summary

Block ID	Area (ha)	TIMP	Water Balance Target (mm)	Cistern Water Balance Required Storage (m^3)
Towers E and C (201)	0.495	85	5	21
Tower A (202)	0.305	85	5	13
Towers B (203)	0.306	85	5	13
Towers D and F (204)	0.497	85	5	21

The water balance credits were calculated on a block level based on land-use and soil types, resulting in values for evapotranspiration, infiltration and runoff. A water reuse cistern is suggested as a low-impact development strategy for each of the blocks/block connections that are sized to provide storage for the 5mm storm. For right-of-ways, due to lack of hydrogeological information, possible low impact development measures will be investigated at a later date. Refer to **Appendix B** for the tables summarizing the water balance provided on an individual block level.

2.4.2 Proposed Quality Control

Each block has been evaluated based on land-use to determine the initial TSS removal credit and the amount of remaining TSS removal required. The 5mm water retention provided will capture an average of 50% of annual rainfall, therefore removing this volume out of the runoff discharged, and providing 50% TSS average removal. An OGS unit shall be provided for each block connection, which provides an additional 50% TSS removal, to ensure treated flows are entering the storm sewer system within the municipal right-of-way. Another OGS unit is proposed in the right-of-way storm sewer system that will treat flows coming from all impervious areas on the right-of-way prior to the system discharging onto Warden Avenue. An Stormceptor-STC2000 unit is proposed for the treatment of the right-of-ways. As shown in **Table 5**, these efforts will achieve the overall 80% TSS removal target. Refer to **Appendix B** for more details on the breakdown of the blocks and for the sizing of the OGS unit.

2.4.3 Proposed Quantity Control and Modeling

The majority of the site will be controlled by the proposed storm sewer system and outlet to the municipal storm sewer on Warden Avenue. Each development block will control post-development release rates for all storms up to the 100-year storm event down to the 2-year allowable release rate at a runoff co-efficient of 0.50. The blocks will discharge into the storm sewer system within the right-of-way, which will then be connected to the municipal storm sewer system on Warden Avenue. A **305mm** orifice plate is proposed at the site outlet maintenance hole (MH101) to ensure flows to the minor system, during all design storms, will not exceed allowable release rate of 322 L/s. The 305mm orifice will also enhance the site quantity control during major storm events utilizing the available minor system submerged pipe and maintenance hole storage volume. It was calculated that there is about **75m^3** of available storage within the storm pipes and maintenance holes. Refer to **Appendix B** for the proposed minor system available storage.

During major storms, the blocks will have the same drainage patterns as they will control the 100-year storm. As for the right-of-ways, some small major flows would be directed towards all adjacent right-of-ways as per the site grading (i.e. 214 & 215), but the entire site total release rates during all design storms will not exceed pre-development rates.

Refer to drawings **STM** and **SWM2** for the respective post-development storm drainage plans. Note that the landscaped areas and imperviousness values are based on typical land cover assumptions. For a breakdown of the drainage area information, refer to **Table 7** which summarizes the minor drainage area characteristics.

The VISUAL-OTTHYMO Version ('VO6') Model has been employed to analyse the 2-year to 100-year storm events for both pre-development and post-development conditions. The design storm

SWM DESIGN CALCULATIONS
Table 5: Post-development TSS Removal Calculation Results Summary (using New Jersey Stormwater Best Management Practices Manual , Chapter 4 - TSS Removal Rates for BMP's in Series)

Project Name: 685 Warden Avenue
Municipality: City of Toronto
Project No.: 21013
Date: 28-Jun-21

Prepared by: R.K.
Last Revised: 28-Jun-21

Soil Type **Silty Loam**
Rainfall (mm) **840**

TSS Removal Treatment Train Approach

Block	Area (ha)	Stage 1. Land Use (% of area) for TSS Removal Credits							Stage2. Block Level Additional TSS Removal Features			Stage.3 End of Pipe Quality Treatment		TSS Removal Credit Per 2.78ha Entire Site
		Landscape (80% TSS Removal Credit)	Green Roof (80% TSS Removal Credit)	Roof (80% TSS Removal Credit)	Roof/Paved to Landscape (80% TSS Removal Credit)	Paved (0% TSS Removal Credit)	Total On-site TSS Romoval Credit	Remained Untreated TSS	OGS 50% TSS Removal Credit	Total Block Level TSS Removal	Remained Untreated TSS	Cistern/ Erosion-Control/ Bioretention Storages 60% TSS Removal Credit	Complete TSS Removal Individual	
201	0.495	6%	8%	33%	0%	52%	39%	61%	50%	69%	31%	50%	85%	15.1%
202	0.305	5%	10%	41%	0%	44%	45%	55%	50%	72%	28%	50%	86%	9.5%
203	0.306	3%	12%	48%	0%	36%	51%	49%	50%	75%	25%	50%	88%	9.7%
204	0.497	6%	8%	34%	0%	51%	39%	61%	50%	69%	31%	50%	85%	15.2%
Park	0.250	95%	0%	0%	5%	0%	80%	20%	-	80%	20%	0%	80%	7.2%
Right Of Ways (101 to EX203)	0.924	30%	0%	0%	35%	35%	52%	48%	* 50%	76%	24%	50%	88%	29.3%
Sub-Total	**2.777**													**86%**

*TSS treatment of last OGS unit, for ROW's, for upstream released flows from blocks has been ignored in this calculations for a conservative approach.

Reference: **New Jersey Stormwater Best Management Practices Manual**
Chapter 4 - TSS Removal Rates for BMP's in Series

P:\Projects\2021\21013_Choice_685 Warden Avenue\Design\Design\Stormwater Management\Quality Control\[COUNTERPOINT SWM TSS Calculations Standard - City Table2018.xlsx]Post-development TSS Rem. FINAL

Counterpoint Engineering Inc.
8395 Jane Street, Suite 100 Vaughan, Ontario L4K 5Y2
TEL: (905) 326-1404 FAX: (905) 326-1405
www.counterpointeng.com

events used in this analysis are based on the 12 hours SCS event method. The 2-year to 100-year storm events were modelled with a 12 hours duration and a time step of 5 minutes. The ABC values of IDF equation for all storm events have been obtained from the City of Toronto and summarized in **Table 6**. Refer also to **Appendix B** for rainfall information inputted into VO6.

Table 6: City of Toronto Storm Design Parameters

Return Period	A	B	C
2-Year	21.8	0	-0.78
5-Year	32.0	0	-0.79
10-Year	38.7	0	-0.80
25-Year	45.2	0	-0.80
50-Year	53.5	0	-0.80
100-Year	59.7	0	-0.80

The proposed site development drainage areas have been modelled in VO6 using the STANHYD commands with the Modified SCS formula for areas with impervious areas, and NASHYD commands with CN values for landscaped and undeveloped areas. In the post-development conditions, flows from the individual development blocks have been routed through underground storage tanks on each block. The ROUTE RESERVOIR command has been used to model the SWM storage tanks. Refer to **Appendix B** for post-development VO6 model calculations.

The required quantity storage for all development blocks have been provided in **Table 7** below. Refer to **Appendix B** for details and VO6 modeling used to arrive at these storage volumes.

All outlets from the site have been analyzed to ensure that post-development flows are controlled down to the corresponding pre-development levels or less. This includes the uncontrolled areas draining to the adjacent existing right-of-ways. Note that the drainage from these areas occur primarily during major storms, where the grading will accommodate overland flow for the right-of-ways to drain onto adjacent roads. There is no major flow discharging from the development blocks as they are controlling the 100-year storm event to drain to minor system. See **Table 8** for a summary of the VO6 modeling results for the drainage patterns of the site outlets.

SWM DESIGN CALCULATIONS
Table 7: Water Quantity Calculation Results Summary (SWM Matrix)

Project Name: 865 Warden Avenue
Municipality: City of Toronto
Project No.: 21013
Date: 28-Jun-21

Prepared by: R.K.
Checked by:
Last Revised: 28-Jun-21

Total Site Area= 2.63 ha

Area Number	Area Description	Drainage Area [ha]	Total Roof Area (ha)	Green Roof (ha)	Green Roof (% of Roof)	Paved Surface Impervious Area (ha)	Landscape (ha)	Imperviousness (%)	Water Balance Target (mm)	Minor System Quantity Control Target	Water Balance/Cistern Storage Required (m^3)	Quantity Control Storage Required (m^3)	Blocks Target Release Rate to Minor Sytem (l/s)	VO6 Model 100-year Blocks Release Rate (l/s)	Quantity Storage Provided (m3)
201	**Towers E and C**	0.495	0.2068	0.041	20%	0.256	0.032	85	5	2 Year@ RC=0.5	21	184	61	59	190
202	**Tower A**	0.305	0.1549	0.031	20%	0.135	0.015	85	5	2 Year@ RC=0.5	13	115	37	35	120
203	**Tower B**	0.306	0.1853	0.037	20%	0.111	0.010	85	5	2 Year@ RC=0.5	13	114	37	36	120
204	**Tower D and F**	0.497	0.2101	0.042	20%	0.255	0.032	85	5	2 Year@ RC=0.5	21	184	61	59	190
205	**Proposed Street**	0.120	0.0000	0.000	0%	0.084	0.036	70	5	-	-	75	-	88	75
206	**Proposed Street**	0.076	0.0000	0.000	0%	0.053	0.023	70	5	-	-		-		
207	**Proposed Street**	0.147	0.0000	0.000	0%	0.103	0.044	70	5	-	-		-	66	
208	**Proposed Street**	0.196	0.0000	0.000	0%	0.138	0.058	70	5	-	-		-	88	
209	**Proposed Street**	0.158	0.0000	0.000	0%	0.111	0.047	70	5	-	-		-	168	
210	**Proposed Street**	0.145	0.0000	0.000	0%	0.102	0.043	70	5	-	-		-		
211	**Proposed Street**	0.082	0.0000	0.000	0%	0.058	0.024	70	5	-	-		-		
212	**Park**	0.250	0.0000	0.000	0%	0.013	0.238	5	5	-	-		-	66	
	Total Area (Including External)	**2.777**	**0.76**	**0.15**		**1.42**	**0.60**			**2 Year@ RC=0.5**	**68**	**672**	**322**		**695**

Counterpoint Engineering Inc.
8395 Jane Street, Suite 100 Vaughan, Ontario L4K 5Y2
TEL: (905) 326-1404 FAX: (905) 326-1405
www.counterpointeng.com

Table 8: Water Quantity Summary to Warden Avenue Outlet

To Warden Avenue from the Site						
Return Period	**2-year**	**5-year**	**10-year**	**25-year**	**50-year**	**100-year**
Pre-Development Release Rate (L/s)	388	587	708	845	1,018	1,152
Post-Development Total Release Rate (L/s)	196	293	395	478	572	649
To Warden Avenue from Area 214 and 215						
Return Period	**2-year**	**5-year**	**10-year**	**25-year**	**50-year**	**100-year**
Pre-Development Release Rate (L/s)	36	53	63	73	88	100
Post-Development Release Rate (L/s)	0	16	26	38	52	63
Entire Site Release Rates (Total) to Warden Avenue						
Return Period	**2-year**	**5-year**	**10-year**	**25-year**	**50-year**	**100-year**
Pre-Development Release Rate (L/s)	388	587	708	845	1,018	1,152
Post-Development Release Rate (L/s)	196	293	395	478	572	649

Therefore, as shown in **Table 8**, the post-development flows to the main outlet at Warden Avenue do not exceed pre-development levels, satisfying quantity controls for this outlet.

The results of the post-development flows to the main outlet at Warden Avenue, along with the consolidated water quantity modeling has been summarized in **Table 9** below. The summary indicates a reduction in peak flows in post-development conditions for all design storm events. Therefore, quantity controls are achieved as the post-development release rates for all storms up to the 100-year storm are controlled to pre-development rates or less, and release flow to the Warden Avenue minor system does not exceed 322 L/s during all storm events. The 100-year post/pre-development hydrographs have been shown in **Figure 2**. The proposed **305mm** orifice plate on the downstream side of MH18, along with the 75m^3 of storage in the pipes and maintenance holes, shall adequately ensure flows during all storms to the minor system will not exceed allowable release rate of 322 L/s to the minor system, and keep flows up to 5-year storm

event underground. Refer to **Appendix B** for the allowable and proposed release rates calculations, along with the VO6 modeling summary.

Any overland flows exceeding the minor system capacity will be conveyed safely downstream through the internal the right-of-way and existing roads. The overland flows include emergency flows and uncontrolled flows from public roads, park and open space areas, which would not be captured by the minor system.

Table 9: Water Quantity Summary for Warden Avenue & Entire 5.09 ha Site

Return Period	Pre-development Flows to Warden Avenue (m^3/s)	Post-development Controlled flows to existing sewer system on Warden Avenue (m^3/s)	Allowable Release Rate to Minor System (m^3/s)	Post-development Total Flow (m^3/s) to Warden Avenue (m^3/s)	Post to Pre Reduction / Enhancement
2-Year	0.388	0.196	**0.322**	0.196	49%
5-Year	0.587	0.293		0.293	50%
10-Year	0.708	0.321		0.395	44%
25-Year	0.845	0.321		0.478	43%
50-Year	1.018	0.321		0.572	44%
100-Year	1.152	**0.321**		0.649	44%

As shown in **Table 9**, under post-development conditions, there is a reduction in peak flows compared to the corresponding pre-development storm flows, which satisfies the TRCA criteria and the City's Flood Flow Criteria.

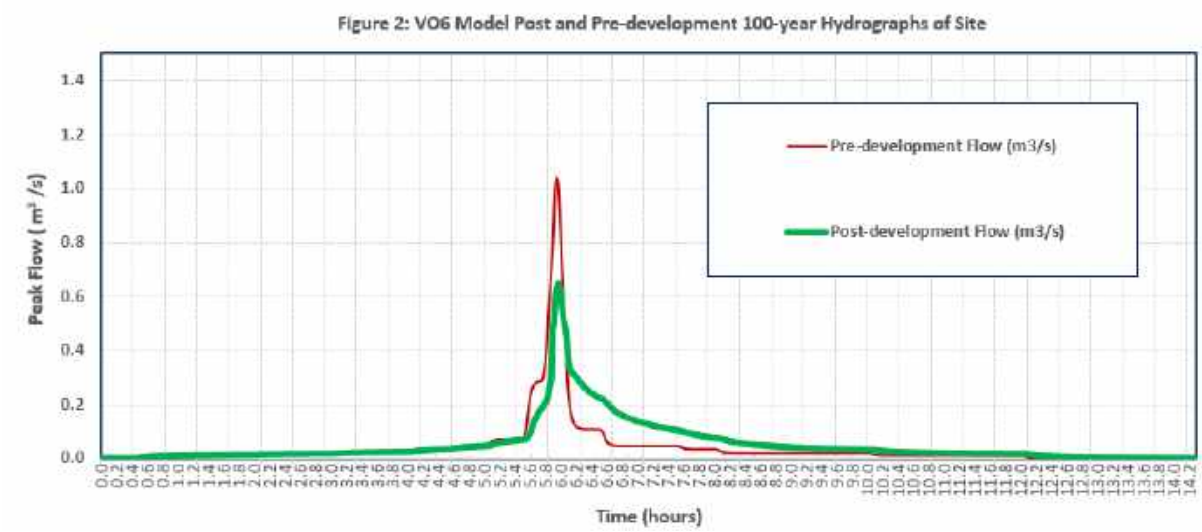

Table 10 below summarizes the drainage of the storm release rates on the block level. These flows are to be controlled to the 2-year pre-development levels at a run-off co-efficient of 0.50. This will be achieved by providing stormwater storage tanks on each of the blocks connected to the storm sewer on the road.

Table 10: Post-Development Drainage Characteristics and VO6 Modelling Results

Block ID	Area (ha)	XIMP	TIMP	2-year @ RC=0.50 Minor System Allowable Release Rate (L/s)	VO6 Model 100-year Release Rate to Minor System (L/s)
Towers E and C (201)	0.495	85	85	61	59
Tower A (202)	0.305	85	85	37	35
Towers B (203)	0.306	85	85	38	36
Towers D and F (204)	0.497	85	85	61	59
Entire Site	2.777	-	-	322	321

As shown in the above **Table 10**, all the blocks are controlled to the 2-year storm at 0.50 runoff co-efficient or less. In addition, a 305mm orifice plate has been proposed in MH101 to ensure flows from the site to the Warden Avenue minor system, in all design storm events, will not exceed the allowable rate of 0.322 m^3/sec. Therefore, City of Toronto quantity control requirements are satisfied.

3.0 SANITARY SERVICING

3.1 EXISTING SANITARY SERVICING

The subject site is currently vacant, however it was previously serviced by the available sanitary servicing in Warden Avenue. The existing servicing surrounding the site is summarized as follows:

- Warden Avenue contains a 250mm diameter sanitary sewer that conveys drainage south. The sewer system turns west into the Massey Creek valley lands, under the subway rail lines, then connects into an existing trunk sewer that runs parallel to Taylor Massey Creek.
- An existing 250mm diameter municipal sanitary sewer runs west through the adjacent land owner to the south. A part of this sewer is located on the subject site within an easement. It conveys drainage from portions of the existing residential lands east of the site and connects into the Warden Avenue sanitary sewer described above.

The subject site is located in City of Toronto Basement Flooding Study Area 34 whose Class EA has been completed. The Infoworks sewer model was obtained from the City for the purpose of assessing capacity.

3.2 PROPOSED SANITARY RELEASE RATE AND SERVICING

A new 250mm diameter sanitary sewer is proposed within Road ‘A’ in order to service the subject lands. Two connections into Warden Avenue are required to adequately service the lands.

A servicing connection is provided to each building and podium, and one to the proposed park (10 connections in total) to meet the City’s servicing requirements for this type of built form. The exact locations and depths of block level connections will be developed at the detailed design stage. Refer to drawing **SP1** for a graphic depiction of the proposed sanitary sewer system including connections into existing municipal services.

The following table provides a summary of equivalent populations per building.

Table 11: Summary of Equivalent Populations

Connection	Units	Residential Population
Building A	198	345
Building B	169	324
Building C	470	823
Building E	145	239
Building D	419	754
Building F	118	195
Totals:	**1,519**	**2,680**

For the purpose of sizing new sewers, an average wastewater flow rate of 450 L/cap/day was used. Populations were calculated for each use and peaked in accordance with City standards. Refer to **Appendix C** for further details as well as a sanitary sewer design sheet.

For the review of the external systems, the above population counts, and 240 L/cap/day for residential use and 180,000 L/floor area/day was used for retail use. Peak flows were determined to be as follows for the external study, refer to **Appendix C** for further details.

Table 12: Peak Flow Summary

Res. Equivalent Population	Res. Peak. Flow (L/s)	Retail Average Flow (L/s)	Infiltration [0.26 L/s/ha] (L/s)	Long-term Dewatering Flow (L/s)	Total Peak Flow (L/s)
2,680	25.93	0.21	0.68	6.10	32.92

3.3 SANITARY CAPACITY ANALYSIS

A sanitary capacity analysis was completed for the proposed development. The City of Toronto's InfoWorks ICM BFA 34 model was used to assess the existing and proposed conditions of the sanitary sewer downstream of the proposed site. The model is part of the report titled "Basement Flooding Remediation and Water Quality Improvement Master Plan Class EA Study Area 34", prepared by WSP, which was updated in 2018 ('EA Study').

The site is located in a 72.5 ha sub-drainage area shown in the yellow hatched areas in **Figure 1A**. The drainage area consists primarily of low-rise residential lands and landscape areas. Sanitary flows are conveyed west and outlets to the 750mm Trunk in the Taylor Massey Creek valley which is a branch for the Don River. The termination point for this analysis is the 300mm sewer at MH4024922360, just upstream maintenance hole of the 750 mm trunk sewer in the valley boundary. There are no connections to the sanitary sewer system within the valley to the 750mm trunk, therefore these sewers were not included in the analysis.

Any developments/applications since the above completion date, within the upstream drainage area, were included to produce the pre-development condition. After a review of the City of Toronto data base, the existing condition model was updated to include three (3) new development applications in the drainage area.

The sanitary flows for all recent developments/applications are calculated using the City of Toronto Design Criteria for Sewers and Watermains (July 2008). A daily generation rate of 240 L/capita/day is used for residential populations. The peaking factor is calculated using the Harmon Equation set out in the City of Toronto Guidelines, and applied as a constant multiplier throughout the day, as a conservative approach. Furthermore, an infiltration allowance of 0.26 L/s/ha was used.

Refer to **Table C7** in **Appendix C** and to the yellow hatched areas in **Figure 1A** for the new developments and applications list and data.

The existing model was reviewed to confirm the modeled drainage area and the pipe sizes and inverts from the proposed development to the trunk. No discrepancies of concern were identified.

The capacity analysis was completed for four (6) scenarios:

1. Dry weather flows pre-development;
2. Extreme wet weather flows pre-development;
3. Dry weather flows post-development;
4. Extreme wet weather flows post-development

5. Dry weather flows post-development with the proposed pipe size improvement; and
6. Extreme wet weather flows post-development with the proposed pipe size improvement.

The extreme wet weather condition includes all flows from the dry weather conditions, plus flow generated by the extreme storm event provided within the model, which is the May 12, 2000, storm for this analysis. The calibrated values within the model have been employed for pre-development conditions to calculate Rainfall Derived Inflow and Infiltration (RDII) flows to the sanitary system during the extreme wet weather conditions.

3.3.1 Scenario 1 & 2 – Pre-Development Conditions

As mentioned above, the pre-development conditions reflect the present-day conditions. The received model from the City was checked with any applicable recent developments completed since the time it was previously updated. The pre-development sanitary flow generation parameters, including RDII parameters and wastewater profiles, have been calibrated in the City's Infoworks model.

Results of the sanitary model simulations under the pre-development dry flows (Scenario 1) show that the sanitary sewers downstream of the development areas meet the City of Toronto's Level of Service criteria. None of the pipes are surcharged (with less than 80% capacity utilization), and the HGLs are at least 1.8 m below the road grade in the downstream maintenance holes with exception of one shallow maintenance hole (i.e., MH4027122394), located in the Taylor Massey Creek valley, west of Warden Avenue and Gus Harris Trail, without residential connections. Refer to **Appendix C**.

Results of the extreme wet weather conditions (Scenario 2) show that, all pipes downstream of the subject site operate above 80% capacity. Pipes and maintenance holes located downstream of the subject site and in residential areas meet the City's minimum 1.8m freeboard requirement up to the 750 mm trunk sewer in the Taylor Massey Creek valley. In the Taylor Massey Creek valley, to the west of Warden Avenue, there is a section of sewer where HGL freeboard occurs at 1.196m, but there are no residential service connections along this section of sewer.

Refer to **Appendix C** for **Tables C1 and C2** which summarize the results obtained from the sanitary model under existing conditions. The pre-development condition results and profiles have been extracted and provided in **Tables C1 & C2** and **Appendix C**.

3.3.2 Scenario 3 & 4 – Post-development Conditions

The post-development conditions scenarios include all existing flows, plus flows from the proposed re-development site. The post-development sanitary flow generation has been calculated in accordance with the City of Toronto Design Criteria, to be applied in the Infoworks Model.

The existing sewer system has the capacity to accommodate the existing plus post development site dry flows. Although all street pipes within the study area operate above 80% capacity and the HGL increases up to 0.35m in the vicinity of the proposed development during dry weather conditions, the depth of HGL's from the ground surface remain deeper than 1.8m in all maintenance holes in residential areas. The HGL's in non-residential areas are at least 1.8 m below the road grade in the downstream maintenance holes with exception of one shallow maintenance hole (i.e., MH4027122394), located in the Taylor Massey Creek valley, without residential connections, west of Warden Avenue and Gus Harris Trail. Refer to **Appendix C**.

Results of the extreme wet weather conditions (Scenario 4) show that, all pipes downstream of the subject site operate above 80% capacity and surcharged. Maintenance hole MH4045122634 on Warden Avenue downstream of the subject site does not meet the City's minimum 1.8m freeboard requirement. A remediation plan has been proposed in **Scenario 5 and 6** to upsize the 250mm existing pipe from MH4045122634 to MH4035722664 to 375mm to improve the area's sanitary system performance and satisfy the City's requirements. The proposed pipe upgrade can drop the HGL's to provide enough freeboard to satisfy the City's requirements. Refer to **Scenario 5 and 6** and **Appendix C** for more detail.

In addition, in the Taylor Massey Creek valley to the west of Warden Avenue, there are two maintenance holes not meeting the City's minimum 1.8m freeboard requirement, which would be acceptable by the City since there are no residential service connections along the section.

Refer to **Tables C3 & C4** in **Appendix C** for a summary of the sanitary modeling results. The post-development condition results and profiles have been extracted and provided in **Tables C3 & C4, in Appendix C**.

3.3.3 Scenario 5 & 6 – Post-development Conditions (Remediation Plan)

The post-development conditions with the proposed pipe upgrades scenarios include the proposed redevelopment conditions, with implementation of the proposed solution scenario for the downstream sanitary system to satisfy the City's requirements.

The proposed remediation plan is to replace a 107.7m of the existing 250mm pipe in Warden Avenue, from MH4045122634 to MH4035722664, with 375mm pipe to improve the sanitary system performance and satisfy the City's requirements. It is shown in **Tables C5 & C6** in **Appendix C** that the proposed pipe upgrade can drop the HGLs to provide enough freeboard and satisfy the City's requirements. Refer to **Appendix C** for more detail.

Results of the dry weather conditions with implementation of the proposed remediation plan (Scenario 5) show that the existing sewer system has the capacity to accommodate the existing plus post development site dry flows. None of the pipes are surcharged, and the HGLs are at least 1.8 m below the road grade in the downstream maintenance holes with exception of one shallow maintenance hole (i.e., MH4027122394), located in the Taylor Massey Creek valley, without residential connections, west of Warden Avenue and Gus Harris Trail. The HGL increases up to 0.04m in the proposed development during dry weather conditions, but the depth of HGLs from the ground surface remain more than 1.8m in all maintenance holes in residential areas. The HGLs in non-residential areas are at least 1.8 m below the road grade in the downstream maintenance holes with exception of one shallow maintenance hole (i.e., MH4027122394),

located in the Taylor Massey Creek valley, without residential connections, west of Warden Avenue and Gus Harris Trail. Refer to **Appendix C** for detail.

Results of the extreme wet weather conditions with implementation of the proposed remediation plan (Scenario 6) show that, all pipes downstream of the subject site operate above 80% capacity and surcharged. Pipes and maintenance holes located downstream of the subject site and in residential areas meet the City's minimum 1.8m freeboard requirement up to the 750 mm trunk in the Taylor Massey Creek valley. Same as the existing condition, in the Taylor Massey Creek valley to the west of Warden Avenue, there is a section of sewer which does not meet the City's minimum 1.8m freeboard requirement (i.e., HGL freeboard 0.934m) which would be acceptable by the City since there are no residential service connections along the section.

Refer to **Tables C5 & C6** in **Appendix C** for a summary of the sanitary modeling results. The post-development condition with remediation plan results and profiles have been extracted and provided in **Tables C5 & C6, in Appendix C**.

3.3.4 Summary of Sanitary Sewer Analysis

Surcharging of sanitary sewers were identified the downstream of the site under existing and proposed wet weather conditions, respectively. The proposed development increases HGLs in the vicinity of the site which requires improvement of the downstream sanitary system. A remediation plan is proposed to replace 107.7m of the existing 250mm sanitary pipe with 375mm pipe to improve the sanitary system performance and satisfy the City's requirements. By implementation of the proposed remediation plan, the depth of HGLs from the ground surface stays more than 1.8m in all maintenance holes in residential areas.

Based on the analysis and assumptions presented in this report, the sanitary sewers downstream of the proposed development can support the peak flows from the proposed site by implementation of the proposed remediation plan in this report. Refer to **Appendix C.**

4.0 GROUNDWATER MANAGEMENT

Discharge of groundwater and foundation drains to municipal sewers must be in accordance with Toronto Municipal Code, Chapter 681 Sewers. The quality limits for discharge in the sewers must satisfy the limits as listed in Table 1 – Limits for Sanitary and Combined Sewer Discharge and/or Table 2 – Limits for Storm Sewer Discharge of Chapter 681.

A Permit to Take Water (PTTW) from the Ontario Ministry of the Environment, Conservation and Parks (MECP) is required for short term water taking over 400 m^3/day. An Environmental Activity and Sector Registry (EASR) is required from the MECP for short term water taking between 50 m^3/day and 400 m^3/day. A PTTW is required for long term water taking from a permanent drainage system greater than 50 m^3/day.

The hydrogeological report, prepared by Golder, provides estimates of long-term dewatering and construction dewatering (steady-state, inflow and rainfall). The rates are as follows:

Table 13: Groundwater Discharge Summary

Block	Construction Dewatering (m^3/day)			Long-Term Dewatering (m^3/day)
	Steady-State	Storage	Rainfall	
All	576	2,379	725	527

Based on **Table 13**, the total long-term dewatering rate for the project is 527 m^3/day, or 6.10 L/s. This rate was incorporated into the sanitary analysis completed in Section 4.0. The report notes that the groundwater samples met the limits for the City's *Table 1 – Limits for Sanitary and Combined Sewers Discharge.* The method for controlling, treating and discharging construction dewatering will be determined as part of the short term dewatering permit/agreement process.

5.0 WATERMAIN SERVICING

5.1 EXISTING WATER SERVICING

Municipal water servicing is adjacent to the subject site as follows:

- A 600mm diameter watermain in Warden Avenue.
- A 750mm transmission watermain in Warden Avenue.

Two municipal fire hydrants are located along the frontage of the site, connected into the 600mm watermain. Refer to drawing **SP1** for information relating to existing water servicing.

5.2 PROPOSED WATER SERVICING STRATEGY

The proposed development is proposed to have a municipal watermain connection into the 600mm diameter watermain in Warden Avenue. The public watermain distribution system will be extended into the subject site through the new public road in order to provide municipal connections to the various blocks and built forms, as required.

The City of Toronto's Design Criteria states that governing flows shall be the greater of: a) maximum day demand plus fire flow, or b) maximum hour demand. Fire flows for residential areas are not to be less than 4,800 L/min for a 2-hour duration, delivered with a residual pressure of not less than 140 kPa (20 psi). New fire hydrants will be required in accordance with fire protection requirements and City criteria.

Domestic water demands for the various blocks were calculated using City criteria and by calculating equivalent populations by type of housing and land use and applying the multi-unit per capita demand of 191 l/cap/day.

Fire flows were estimated using FUS methodology. The following considerations were made as part of estimating fire flows:

- Fire Resistive type of construction for all buildings, including adequately protected vertical openings.
- Limited Combustible content factor.
- All system type reductions in place.
- Floor areas for the podium levels for Buildings C/D, and E/F, were split evenly between towers.

Table 14: Summary of Water Demands

Location	Daily Water Demand (L/sec)	Max Day Water Demand (L/sec)	Peak Hour Water Demand (L/sec)	Fire Demand Required (L/sec)	Max Day plus Fire Demand (L/sec)
Building A	0.76	0.99	1.91	83.33	84.32
Building B	0.72	0.93	1.79	83.33	84.27
Building C	1.83	2.38	4.58	83.33	85.71
Building D	0.53	0.69	1.32	100.00	**100.69**
Building E	1.67	2.17	4.17	66.67	68.83
Building F	0.44	0.58	1.11	83.33	83.91

Based on these results, it is anticipated that Building D will govern the overall maximum day plus fire flow demand requirement, at **100.69 L/s**. Refer to **Appendix D** for supporting calculations.

In addition to preferable ranges, the City of Toronto Design Criteria sets out watermain pressure requirements and can be summarized as follows:

1. Under normal conditions the maximum static pressure shall not exceed 690 kPa (100 psi).
2. The minimum pressure under any non-fire demand scenario will not be less than 275 kPa (40 psi).
3. Under conditions of simultaneous maximum day and fire flow demands, the pressure shall not drop below 140 kPa (20 psi) at any point in the water system.

A hydrant flow test was completed by Lozzi Aqua Check on May 7, 2021 on the hydrant fronting the subject site, connecting into the existing 600mm diameter watermain in Warden Avenue. The calculated flow at 140 kPa (20psi) of the municipal watermain system was calculated to be 537.3 L/s. As such, the criteria above are satisfied and the existing water distribution system can support the proposed development.

6.0 CONCLUSIONS

This report presents a site servicing strategy for the proposed development that addresses the requirements of the applicable design guidelines and provides the basis for detailed servicing design.

The key points are summarized as follows:

Stormwater Management:

- Water Balance – The maximum allowable annual runoff volume from any development site is 50% of the total average annual rainfall depth.
- Quality Treatment – The target of 80% TSS removal will be achieved. Each block/connection will have an oil/grit separator unit prior to connecting to the proposed minor system. In addition, another oil/grit separator quality control unit will be implemented at the site outlet to Warden Avenue, in order to achieve the minimum 80% TSS removal quality control criteria for the right of way areas.
- Quantity Control (City) - The allowable release rate to storm sewer system, from flows generated from the development site during the 2-year design storm event is the 2-year storm at a 0.5 runoff coefficient which was calculated as 0.322/s. The internal public roads have sufficient capacity to convey safely overland flows up to the 100-year return event storms.

Sanitary Servicing:

- New public sewers have been designed to convey generated flows from the development areas, connecting into the sanitary sewer system in Warden Avenue.
- The subject site will generate a residential equivalent population of 2,680, resulting in a peak flow generated from the site of 32.92 L/s.
- For the purpose of this report we have assumed groundwater can be discharged to the sanitary system.
- Upgrades to a section of sanitary sewer in Warden Avenue is required to meet the City's required level of service for extreme wet weather flow conditions.

Water Servicing:

- New public watremains have been designed to provide domestic and fire protection service for development areas, connecting into the existing 600mm diameter watermain in Warden Avenue.
- A hydrant flow test demonstrates that the existing municipal system can support the proposed development.

We trust this report sufficiently addresses the site servicing requirements in support of the proposed official plan amendment.

Sincerely,

Counterpoint Engineering Inc.

Gherard Rouby, P.Eng..
Project Engineer
Direct: (905) 326-3080
Email: grouby@counterpointeng.com

Reza Kazemi, M.A.Sc. Eng., P.Eng.
Water Resources Manager, Associate
Direct: (416) 732-8504
Email: rkazemi@counterpointeng.com

APPENDIX A

06.077 - 685 WARDEN AVE
TORONTO, ON

PROJECT SUMMARY
CITY OF TORONTO ZONING BY-LAW NO.569-2013

	m²	ft²
TOTAL GROSS SITE AREA	26,315.1	283,253
TOTAL PARKLAND CONVEYANCE	2,486.3	26,762
TOTAL ROW CONVEYANCE	7,767.7	83,611
NET SITE AREA	16,061.1	172,880
TOTAL GROSS FLOOR AREA	121,003.0	1,302,465
FSI OF TOTAL DEVELOPMENT (MEASURED HEIGHT)	4.60 x SITE AREA	
ESTABLISHED GRADE	146.75	

NOTE: FSI BASED ON TOTAL GROSS SITE AREA

PROJECT SUMMARY

GROSS FLOOR AREA BREAKDOWN								
BUILDING	RESIDENTIAL GFA		RETAIL GFA		TOTAL GFA		# OF UNITS	FSI
	m2	ft2	m2	ft2	m2	ft2		
BLDG A (13 STOREYS) BLDG B (13 STOREYS)	30,327.2	326,439			30,327.2	326,439	367	1.15
BLDG C (36 STOREYS) & BLDG E (22 STOREYS)	48,346.6	520,398	480.2	5,169	48,826.8	525,567	615	1.86
BLDG D (33 STOREYS) & BLDG F (19 STOREYS)	41,336.2	444,939	512.8	5,520	41,849.0	450,459	537	1.59
GRAND TOTAL	120,010.0	1,291,776	993.0	10,689	121,003.0	1,302,465	1,519	4.60

GROSS FLOOR AREA DEFINITION
CITY OF TORONTO ZONING BY-LAW NO.569-2013

Gross Floor Area Calculations for a **Mixed Use / Apartment Building** in the Commercial Residential Zone Category :
Gross floor areas means the sum of the total area of each floor level of a building, above and below the ground, measured from the exterior of the main wall of each floor level excluding:
(A)parking, loading and bicycle parking below-ground;
(B)required **loading spaces** at the ground level and required **bicycle parking spaces** at or above-ground;
(C)storage rooms, washrooms, electrical, utility, mechanical and ventilation rooms in the **basement**;
(D)shower and change facilities required by this By-law for required **bicycle parking spaces**;
(E)**amenity space** required by this By-law;
(F)elevator shafts;
(G)garbage shafts;
(H)mechanical penthouse; and

HEIGHT DEFINITION
CITY OF TORONTO ZONING BY-LAW NO.569-2013

Height for a **Mixed Use / Apartment Building** in the Commercial Residential Zone Category :
the height of a building is the distance between the average elevation of the ground along the front lot line, or in the case of a corner lot the average elevation of the ground along all lot lines that abut a street, and the elevation of the highest point of the building

Height of Elements for Functional Operation of a Building
Equipment and structures located on the roof of a building may exceed the permitted maximum height for that building by 5.0 metres:
(A)equipment used for the functional operation of the building, such as electrical, utility, mechanical and ventilation equipment;
(B)structures or parts of the building used for the functional operation of the building, such as enclosed stairwells, roof access, maintenance equipment storage, elevator shafts, chimneys, vents, and water supply facilities; and
(C)structures that enclose, screen or cover the equipment, structures and parts of a building listed in (A) and (B) above.

GROSS FLOOR AREA (GFA) BREAKDOWN - BUILDING A

BUILDING A - 13 STOREYS

FLOOR	# OF FLOORS	# OF UNITS	RETAIL – RETAIL m²	RETAIL – RETAIL ft²	RETAIL – RETAIL SERVICE m²	RETAIL – RETAIL SERVICE ft²	TOTAL NON-RESIDENTIAL m²	TOTAL NON-RESIDENTIAL ft²	RESIDENTIAL – SALEABLE m²	RESIDENTIAL – SALEABLE ft²	RESIDENTIAL – NON-SALEABLE m²	RESIDENTIAL – NON-SALEABLE ft²	TOTAL RESIDENTIAL m²	TOTAL RESIDENTIAL ft²	TOTAL GROSS FLOOR AREA [GFA] (TFA - EXCLUSIONS) m²	TOTAL GROSS FLOOR AREA [GFA] (TFA - EXCLUSIONS) ft²	AREA EXCLUSIONS m²	AREA EXCLUSIONS ft²	TOTAL FLOOR AREA (NO EXCLUSIONS) m²	TOTAL FLOOR AREA (NO EXCLUSIONS) ft²
		#																		
U/G 2											30.3	326	**30.3**	**326**	30.3	326	29.2	314	59.5	640
U/G 1											30.3	326	**30.3**	**326**	30.3	326	29.2	314	59.5	640
1		7							625.8	6,736	2,209.8	23,786	**2,835.6**	**30,522**	2,835.6	30,522	227.4	2,448	3,063.0	32,970
2		7							590.6	6,357	77.1	830	**667.7**	**7,187**	667.7	7,187	55.4	596	1,119.1	12,046
3		19							1,293.5	13,923	79.7	858	**1,373.2**	**14,781**	1,373.2	14,781	55.4	596	1,428.6	15,377
4		16							1,118.1	12,035	76.4	822	**1,194.5**	**12,857**	1,194.5	12,857	55.7	600	1,250.2	13,457
5		24							1,558.5	16,776	277.6	2,988	**1,836.1**	**19,764**	1,836.1	19,764	56.1	604	1,892.2	20,367
6		23							1,598.5	17,206	243.3	2,619	**1,841.8**	**19,825**	1,841.8	19,825	55.4	596	1,897.2	20,421
7		23							1,598.5	17,206	243.3	2,619	**1,841.8**	**19,825**	1,841.8	19,825	55.4	596	1,897.2	20,421
8		16							946.8	10,191	65.6	706	**1,012.4**	**10,897**	1,012.4	10,897	47.7	513	1,060.1	11,411
9		16							946.8	10,191	65.6	706	**1,012.4**	**10,897**	1,012.4	10,897	47.7	513	1,060.1	11,411
10		13							790.8	8,512	62.1	668	**852.9**	**9,181**	852.9	9,181	45.9	494	898.8	9,675
11		12							790.8	8,512	62.1	668	**852.9**	**9,181**	852.9	9,181	45.9	494	898.8	9,675
12		11							676.4	7,281	53.2	573	**729.6**	**7,853**	729.6	7,853	43.0	463	772.6	8,316
13		11							676.4	7,281	53.2	573	**729.6**	**7,853**	729.6	7,853	43.0	463	772.6	8,316
MPH																	271.3	2,920	271.3	2,920
															EXCESS INDOOR AMENITY (INCL. IN GFA)					
TOTAL		198							13,211.5	142,207	3,629.6	39,069	16,841.1	39,069	16,841.1	181,276	1,163.7	12,526	18,400.8	198,065

AMENITY BREAKDOWN - BUILDING A

OUTDOOR AMENITY m²	OUTDOOR AMENITY ft²	INDOOR AMENITY m²	INDOOR AMENITY ft²
371.0	3,993	396.0	4,263
371.0	3,993	396.0	4,263

UNIT BREAKDOWN - BUILDING A

BUILDING A - 13 STOREYS

FLOOR		1B	1B+D	2B	2B+D	3B	3B+D	TOTAL	AVERAGE UNIT SIZE m²	AVERAGE UNIT SIZE ft²
1				2		5		7	89.40	962.29
2			3	2		2		7	84.37	908.15
3		6	3	8	1	1		19	68.08	732.81
4		8	3	1		4		16	69.88	752.18
5		13	7	1	1	2		24	64.94	699.01
6		11	5	5		2		23	69.50	748.09
7		11	5	5		2		23	69.50	748.09
8		8	2	5		1		16	59.18	637.01
9		8	2	5		1		16	59.18	637.01
10		7	3	3				13	60.83	654.77
11		7	2	3				12	65.90	709.34
12		6	2	3				11	61.49	661.87
13		6	2	3				11	61.49	661.87
SUBTOTAL		91	39	46	2	20		198	66.72	718.17
TOTAL UNITS		130		48		20				
UNIT MIX		66%		24%		10%		100.0%		

GROSS FLOOR AREA (GFA) BREAKDOWN - BUILDING B

BUILDING B - 13 STOREYS

FLOOR	# OF FLOORS	# OF UNITS	RETAIL – RETAIL m²	RETAIL – RETAIL ft²	RETAIL – RETAIL SERVICE m²	RETAIL – RETAIL SERVICE ft²	TOTAL NON-RESIDENTIAL m²	TOTAL NON-RESIDENTIAL ft²	RESIDENTIAL – SALEABLE m²	RESIDENTIAL – SALEABLE ft²	RESIDENTIAL – NON-SALEABLE m²	RESIDENTIAL – NON-SALEABLE ft²	TOTAL RESIDENTIAL m²	TOTAL RESIDENTIAL ft²	TOTAL GROSS FLOOR AREA [GFA] (TFA - EXCLUSIONS) m²	TOTAL GROSS FLOOR AREA [GFA] (TFA - EXCLUSIONS) ft²	AREA EXCLUSIONS m²	AREA EXCLUSIONS ft²	TOTAL FLOOR AREA (NO EXCLUSIONS) m²	TOTAL FLOOR AREA (NO EXCLUSIONS) ft²
		#																		
U/G 2											50.1	539	**50.1**	**539**	50.1	539	29.2	314	79.3	854
U/G 1											50.1	539	**50.1**	**539**	50.1	539	29.2	314	79.3	854
1		12							780.1	8,397	115.9	1,248	**896.0**	**9,644**	896.0	9,644	769.0	8,277	1,665.0	17,922
2		11							922.9	9,934	84.7	912	**1,007.6**	**10,846**	1,007.6	10,846	55.5	597	1,401.1	15,081
3		16							1,331.9	14,336	77.9	839	**1,409.8**	**15,175**	1,409.8	15,175	55.5	597	1,465.3	15,772
4		16							1,139.6	12,267	77.9	839	**1,217.5**	**13,105**	1,217.5	13,105	55.5	597	1,273.0	13,702
5		14							966.5	10,403	226.1	2,434	**1,192.6**	**12,837**	1,192.6	12,837	55.5	597	1,248.1	13,434
6		13							966.2	10,400	226.1	2,434	**1,192.3**	**12,834**	1,192.3	12,834	55.5	597	1,247.8	13,431
7		13							966.2	10,400	226.1	2,434	**1,192.3**	**12,834**	1,192.3	12,834	55.5	597	1,247.8	13,431
8		14							985.4	10,607	58.2	626	**1,043.6**	**11,233**	1,043.6	11,233	43.2	465	1,086.8	11,698
9		14							985.4	10,607	58.2	626	**1,043.6**	**11,233**	1,043.6	11,233	43.2	465	1,086.8	11,698
10		12							817.9	8,804	58.2	626	**876.1**	**9,430**	876.1	9,430	43.2	465	919.3	9,895
11		12							817.9	8,804	58.2	626	**876.1**	**9,430**	876.1	9,430	43.2	465	919.3	9,895
12		11							667.0	7,180	52.2	562	**719.2**	**7,741**	719.2	7,741	43.2	465	762.4	8,206
13		11							667.0	7,180	52.2	562	**719.2**	**7,741**	719.2	7,741	43.2	465	762.4	8,206
MPH																	248.8	2,678	248.8	2,678
															EXCESS INDOOR AMENITY (INCL. IN GFA)					
TOTAL		169							12,014.0	129,318	1,472.1	15,846	13,486.1	15,846	13,486.1	145,163	1,668.4	17,959	15,492.5	166,760

AMENITY BREAKDOWN - BUILDING B

OUTDOOR AMENITY m²	OUTDOOR AMENITY ft²	INDOOR AMENITY m²	INDOOR AMENITY ft²
370.0	3,983	338.0	3,638
370.0	3,983	338.0	3,638

UNIT BREAKDOWN - BUILDING B

BUILDING B - 13 STOREYS

FLOOR		1B	1B+D	2B	2B+D	3B	3B+D	TOTAL	AVERAGE UNIT SIZE m²	AVERAGE UNIT SIZE ft²
1		5		5		2		12		
2			3	4		4		11	83.90	903.09
3		2	5	3		6		16	83.24	895.99
4		5	3	4	1	3		16	71.23	766.71
5		4	4	4		2		14	69.04	743.14
6		4	2	3		4		13	74.32	799.97
7		4	2	3		4		13	74.32	799.97
8		6	3	2		3		14	70.39	757.67
9		6	3	2		3		14	70.39	757.67
10		6	2	3		1		12	68.16	733.67
11		6	2	3		1		12	68.16	733.67
12		6	1	4				11	60.64	652.72
13		6	1	4				11	60.64	652.72
SUBTOTAL		60	31	44	1	33		169	71.09	765.21
TOTAL UNITS		91		45		33				
UNIT MIX		53.8%		26.6%		19.5%		100%		

TURNER FLEISCHER

Turner Fleischer Architects Inc.

67 Lesmill Road
Toronto, ON, M3B 2T8
T 416 425 2222
turnerfleischer.com

This drawing, as an instrument of service, is provided by and is the property of Turner Fleischer Architects Inc. The contractor must verify and accept responsibility for all dimensions and conditions on site and must notify Turner Fleischer Architects Inc. of any variations from the supplied information. This drawing is not to be scaled. The architect is not responsible for the accuracy of survey, structural, mechanical, electrical, etc., information shown on this drawing. Refer to the appropriate consultant's drawings before proceeding with the work. Construction must conform to all applicable codes and requirements of authorities having jurisdiction. The contractor working from drawings not specifically marked 'For Construction' must assume full responsibility and bear costs for any corrections or damages resulting from his work.

RZ DRAWING LIST

DRAWING NUMBER	DRAWING NAME
RZ000	COVER PAGE
RZ001	STATISTICS AND DRAWING LIST
RZ002	STATISTICS
RZ003	STATISTICS
RZ004	SURVEY
RZ005	CONTEXT PLAN
RZ006	BLOCK PLAN
RZ007	SITE PLAN / ROOF PLAN
RZ008	RESIDENTIAL SOLID WASTE MANAGEMENT PLAN (BUILDINGS A & B)
RZ009	RESIDENTIAL SOLID WASTE MANAGEMENT PLAN (BUILDINGS C & E) (BUILDINGS D & F)
RZ101	UNDERGROUND LEVEL 02
RZ102	UNDERGROUND LEVEL 01
RZ151	FLOOR 01
RZ152	FLOOR 02
RZ153	FLOORS 03-04
RZ154	FLOOR 06-07
RZ155	FLOOR 08
RZ156	TYPICAL FLOORS (BLDG A & B)
RZ157	TYPICAL FLOORS (A&B)
RZ158	TYPICAL FLOORS (BLDG C & E)
RZ159	TYPICAL FLOORS (BLDG D & F)
RZ160	TYPICAL FLOORS (BLDG D & F)
RZ161	MPH PLAN
RZ301	ELEVATIONS
RZ302	ELEVATIONS
RZ303	ELEVATIONS
RZ304	ELEVATIONS
RZ305	ELEVATIONS
RZ401	BUILDING SECTIONS
RZ402	BUILDING SECTIONS
RZ403	BUILDING SECTIONS
RZ600	DETAILS
RZ701	SHADOW STUDIES - MARCH
RZ702	SHADOW STUDIES - MARCH
RZ703	SHADOW STUDIES - MARCH
RZ704	SHADOW STUDIES - JUNE
RZ705	SHADOW STUDIES - JUNE
RZ706	SHADOW STUDIES - JUNE
RZ707	SHADOW STUDIES - SEPTEMBER
RZ708	SHADOW STUDIES - SEPTEMBER
RZ709	SHADOW STUDIES - SEPTEMBER
RZ710	SHADOW STUDIES - DECEMBER
RZ711	SHADOW STUDIES - DECEMBER
RZ801	3D PERSPECTIVES
RZ802	3D PERSPECTIVES
RZ803	3D PERSPECTIVES

#	DATE	DESCRIPTION	BY
1	2021-06-28	ISSUED FOR ZBA	CCU

PROJECT
Proposed Mixed Use Development
685 Warden Avenue,Toronto, ON

DRAWING
STATISTICS AND DRAWING LIST

PROJECT NO. 06.077RZ
PROJECT DATE 2021-05-03
DRAWN BY Author
CHECKED BY Checker
SCALE

DRAWING NO. RZ001
REV. 1

2021-06-22 5:53:59 PM

GROSS FLOOR AREA (GFA) BREAKDOWN - BUILDING C

BUILDING C - 36 STOREYS

FLOOR	# OF FLOORS	# OF UNITS	RETAIL – RETAIL m²	RETAIL – RETAIL ft²	RETAIL – RETAIL SERVICE m²	RETAIL – RETAIL SERVICE ft²	TOTAL NON-RESIDENTIAL m²	TOTAL NON-RESIDENTIAL ft²	RESIDENTIAL – SALEABLE m²	RESIDENTIAL – SALEABLE ft²	RESIDENTIAL – NON-SALEABLE m²	RESIDENTIAL – NON-SALEABLE ft²	TOTAL RESIDENTIAL m²	TOTAL RESIDENTIAL ft²	TOTAL GROSS FLOOR AREA [GFA] (TFA - EXCLUSIONS) m²	TOTAL GFA ft²	AREA EXCLUSIONS m²	AREA EXCLUSIONS ft²	TOTAL FLOOR AREA (NO EXCLUSIONS) m²	TOTAL FLOOR AREA ft²
		#	m²	ft²	m²	ft²	m²	ft²	m²	ft²	m²	ft²	m²	ft²	m²	ft²	m²	ft²	m²	ft²
U/G 2											47.2	508	47.2	508	47.2	508	14,892.0	160,296	14,939.2	160,804
U/G 1											47.2	508	47.2	508	47.2	508	15,230.8	163,943	15,278.0	164,451
1		6	460.5		19.7		480.2	5,169	471.6	5,076	3,040.8	32,731	3,512.4	37,807	3,992.6	42,976	212.1	2,283	4,338.9	46,704
2		11							941.1	10,130	243.1	2,617	1,184.2	12,747	1,184.2	12,747	43.2	465	2,323.2	25,007
3		27							2,108.4	22,695	151.8	1,634	2,260.2	24,329	2,260.2	24,329	43.2	465	2,303.4	24,794
4		27							2,108.4	22,695	151.8	1,634	2,260.2	24,329	2,260.2	24,329	43.2	465	2,303.4	24,794
5		27							1,989.8	21,418	151.9	1,635	2,141.7	23,053	2,141.7	23,053	43.2	465	2,184.9	23,518
6		26							1,844.8	19,857	151.8	1,634	1,996.6	21,491	1,996.6	21,491	43.2	465	2,039.8	21,956
7		26							1,844.8	19,857	151.8	1,634	1,996.6	21,491	1,996.6	21,491	43.2	465	2,039.8	21,956
8		27							1,789.7	19,264	151.8	1,634	1,941.5	20,898	1,941.5	20,898	43.2	465	1,984.7	21,363
9		12							737.4	7,937	49.8	536	787.2	8,473	787.2	8,473	43.2	465	830.4	8,938
10		12							737.4	7,937	49.8	536	787.2	8,473	787.2	8,473	43.2	465	830.4	8,938
11		12							737.4	7,937	49.8	536	787.2	8,473	787.2	8,473	43.2	465	830.4	8,938
12		12							737.4	7,937	49.8	536	787.2	8,473	787.2	8,473	43.2	465	830.4	8,938
13		11							708.0	7,621	49.2	530	757.2	8,150	757.2	8,150	43.0	463	800.2	8,613
14		11							673.1	7,245	49.0	527	722.1	7,773	722.1	7,773	43.2	465	765.3	8,238
15		11							673.1	7,245	49.0	527	722.1	7,773	722.1	7,773	43.2	465	765.3	8,238
16		11							673.1	7,245	49.0	527	722.1	7,773	722.1	7,773	43.2	465	765.3	8,238
17		11							673.1	7,245	49.0	527	722.1	7,773	722.1	7,773	43.2	465	765.3	8,238
18		10							673.7	7,252	48.3	520	722.0	7,772	722.0	7,772	43.2	465	765.2	8,237
19		10							673.7	7,252	48.3	520	722.0	7,772	722.0	7,772	43.2	465	765.2	8,237
20		10							673.7	7,252	48.3	520	722.0	7,772	722.0	7,772	43.2	465	765.2	8,237
21		10							673.7	7,252	48.3	520	722.0	7,772	722.0	7,772	43.2	465	765.2	8,237
22		10							673.7	7,252	48.3	520	722.0	7,772	722.0	7,772	43.2	465	765.2	8,237
23		10							673.7	7,252	48.3	520	722.0	7,772	722.0	7,772	43.2	465	765.2	8,237
24		10							673.7	7,252	48.3	520	722.0	7,772	722.0	7,772	43.2	465	765.2	8,237
25		10							673.7	7,252	48.3	520	722.0	7,772	722.0	7,772	43.2	465	765.2	8,237
26		10							673.7	7,252	48.3	520	722.0	7,772	722.0	7,772	43.2	465	765.2	8,237
27		10							673.7	7,252	48.3	520	722.0	7,772	722.0	7,772	43.2	465	765.2	8,237
28		10							673.7	7,252	48.3	520	722.0	7,772	722.0	7,772	43.2	465	765.2	8,237
29		10							673.7	7,252	48.3	520	722.0	7,772	722.0	7,772	43.2	465	765.2	8,237
30		10							673.7	7,252	48.3	520	722.0	7,772	722.0	7,772	43.2	465	765.2	8,237
31		10							673.7	7,252	48.3	520	722.0	7,772	722.0	7,772	43.2	465	765.2	8,237
32		10							673.7	7,252	48.3	520	722.0	7,772	722.0	7,772	43.2	465	765.2	8,237
33		10							673.7	7,252	48.3	520	722.0	7,772	722.0	7,772	43.2	465	765.2	8,237
34		10							673.7	7,252	48.3	520	722.0	7,772	722.0	7,772	43.2	465	765.2	8,237
35		10							673.7	7,252	48.3	520	722.0	7,772	722.0	7,772	43.2	465	765.2	8,237
36		10							673.7	7,252	48.3	520	722.0	7,772	722.0	7,772	43.2	465	765.2	8,237
MPH																	383.0	4,123	383.0	4,123
															EXCESS INDOOR AMENITY (INCL. IN GFA)					
TOTAL		470	460.5	4,957	19.7	212	480.2	5,169	32,248.9	347,124	5,651.3	60,830	37,900.2	60,830	38,380.4	413,123	32,229.7	346,918	71,457.1	769,158

AMENITY BREAKDOWN - BUILDING C

OUTDOOR AMENITY m²	OUTDOOR AMENITY ft²	INDOOR AMENITY m²	INDOOR AMENITY ft²
		134.2	1,445
2,309.0	24,854	1,095.8	11,795
2,309.0	24,854	1,230.0	13,240

UNIT BREAKDOWN - BUILDING C

BUILDING C - 36 STOREYS

FLOOR		1B	1B+D	2B	2B+D	3B	3B+D	TOTAL	AVERAGE UNIT SIZE m²	AVERAGE UNIT SIZE ft²
1			3	2		1		6	78.60	846.04
2		2	2	2		5		11	85.55	920.85
3		3	9	11		4		27	78.09	840.55
4		3	9	11		4		27	78.09	840.55
5		5	10	6		6		27	73.70	793.30
6		9	7	5		5		26	70.95	763.70
7		9	7	5		5		26	70.95	763.70
8		10	7	8		2		27	66.29	713.54
9		6	2	4				12	61.45	661.44
10		6	2	4				12	61.45	661.44
11		6	2	4				12	61.45	661.44
12		6	2	4				12	61.45	661.44
13		6	1	4				11	64.36	692.77
14		6	2	3				11	61.19	658.64
15		6	2	3				11	61.19	658.64
16		6	2	3				11	61.19	658.64
17		6	2	3				11	61.19	658.64
18		3	3	4				10	67.37	725.16
19		3	3	4				10	67.37	725.16
20		3	3	4				10	67.37	725.16
21		3	3	4				10	67.37	725.16
22		3	3	4				10	67.37	725.16
23		3	3	4				10	67.37	725.16
24		3	3	4				10	67.37	725.16
25		3	3	4				10	67.37	725.16
26		3	3	4				10	67.37	725.16
27		3	3	4				10	67.37	725.16
28		3	3	4				10	67.37	725.16
29		3	3	4				10	67.37	725.16
30		3	3	4				10	67.37	725.16
31		3	3	4				10	67.37	725.16
32		3	3	4				10	67.37	725.16
33		3	3	4				10	67.37	725.16
34		3	3	4				10	67.37	725.16
35		3	3	4				10	67.37	725.16
36		3	3	4				10	67.37	725.16
SUBTOTAL		152	128	158		32		470	68.61	738.51
TOTAL UNITS		280		158		32				
UNIT MIX		59.6%		33.6%		6.8%		100.0%		

GROSS FLOOR AREA (GFA) BREAKDOWN - BUILDING E

BUILDING E- 22 STOREYS

FLOOR	# OF FLOORS	# OF UNITS	RETAIL – RETAIL m²	RETAIL – RETAIL ft²	RETAIL – RETAIL SERVICE m²	RETAIL – RETAIL SERVICE ft²	TOTAL NON-RESIDENTIAL m²	TOTAL NON-RESIDENTIAL ft²	RESIDENTIAL – SALEABLE m²	RESIDENTIAL – SALEABLE ft²	RESIDENTIAL – NON-SALEABLE m²	RESIDENTIAL – NON-SALEABLE ft²	TOTAL RESIDENTIAL m²	TOTAL RESIDENTIAL ft²	TOTAL GROSS FLOOR AREA [GFA] (TFA - EXCLUSIONS) m²	TOTAL GFA ft²	AREA EXCLUSIONS m²	AREA EXCLUSIONS ft²	TOTAL FLOOR AREA (NO EXCLUSIONS) m²	TOTAL FLOOR AREA ft²
		#	m²	ft²	m²	ft²	m²	ft²	m²	ft²	m²	ft²	m²	ft²	m²	ft²	m²	ft²	m²	ft²
U/G 2											35.4	381	35.4	381	35.4	381	16.7	180	52.1	561
U/G 1											35.4	381	35.4	381	35.4	381	16.7	180	52.1	561
1											129.5	1,394	129.5	1,394	129.5	1,394	140.7	1,514	270.2	2,908
2		REFER TO BUILDING C FOR AREAS ON PODIUM FLOORS															49.5	533	49.5	533
3																	43.2	465	43.2	465
4																	43.2	465	43.2	465
5																	43.2	465	43.2	465
6																	43.2	465	43.2	465
7																	43.2	465	43.2	465
8																	43.2	465	43.2	465
9		11							726.8	7,823	50.0	538	776.8	8,361	776.8	8,361	43.2	465	820.0	8,826
10		11							726.8	7,823	50.0	538	776.8	8,361	776.8	8,361	43.2	465	820.0	8,826
11		11							726.8	7,823	50.0	538	776.8	8,361	776.8	8,361	43.2	465	820.0	8,826
12		11							726.8	7,823	50.0	538	776.8	8,361	776.8	8,361	43.2	465	820.0	8,826
13		11							726.8	7,823	50.0	538	776.8	8,361	776.8	8,361	43.2	465	820.0	8,826
14		10							660.2	7,106	46.7	503	706.9	7,609	706.9	7,609	43.2	465	750.1	8,074
15		10							660.2	7,106	46.7	503	706.9	7,609	706.9	7,609	43.2	465	750.1	8,074
16		10							660.2	7,106	46.7	503	706.9	7,609	706.9	7,609	43.2	465	750.1	8,074
17		10							660.2	7,106	46.7	503	706.9	7,609	706.9	7,609	43.2	465	750.1	8,074
18		10							660.2	7,106	46.7	503	706.9	7,609	706.9	7,609	43.2	465	750.1	8,074
19		10							660.2	7,106	46.7	503	706.9	7,609	706.9	7,609	43.2	465	750.1	8,074
20		10							660.2	7,106	46.7	503	706.9	7,609	706.9	7,609	43.2	465	750.1	8,074
21		10							660.2	7,106	46.7	503	706.9	7,609	706.9	7,609	43.2	465	750.1	8,074
22		10							660.2	7,106	46.7	503	706.9	7,609	706.9	7,609	43.2	465	750.1	8,074
MPH																	382.6	4,118	382.6	4,118
															EXCESS INDOOR AMENITY (INCL. IN GFA)					
TOTAL		145							9,575.8	103,073	870.6	9,371	10,446.4	9,371	10,446.4	112,444	1,470.2	15,825	11,916.6	128,269

AMENITY BREAKDOWN - BUILDING E

OUTDOOR AMENITY m²	OUTDOOR AMENITY ft²	INDOOR AMENITY m²	INDOOR AMENITY ft²
REFER TO BULDING C FOR OUTDOOR AMENITY		REFER TO BULDING C FOR INDOOR AMENITY	

UNIT BREAKDOWN - BUILDING E

BUILDING E- 22 STOREYS

FLOOR		1B	1B+D	2B	2B+D	3B	3B+D	TOTAL	AVERAGE UNIT SIZE m²	AVERAGE UNIT SIZE ft²
1		REFER TO BUILDING C FOR UNITS ON PODIUM FLOORS								
2										
3										
4										
5										
6										
7										
8										
9		6	1	4				11	66.07	711.17
10		6	1	4				11	66.07	711.17
11		6	1	4				11	66.07	711.17
12		6	1	4				11	66.07	711.17
13		5	2	4				11	66.07	711.17
14		5	1	4				10	66.02	710.63
15		5	1	4				10	66.02	710.63
16		5	1	4				10	66.02	710.63
17		5	1	4				10	66.02	710.63
18		6	1	3				10	66.02	710.63
19		6	1	3				10	66.02	710.63
20		6	1	3				10	66.02	710.63
21		6	1	3				10	66.02	710.63
22		6	1	3				10	66.02	710.63
SUBTOTAL		79	15	51				145	66.04	710.85
TOTAL UNITS		94		51						
UNIT MIX		64.8%		35.2%				100.0%		

TURNER FLEISCHER

Turner Fleischer Architects Inc.

67 Lesmill Road
Toronto, ON, M3B 2T8
T 416 425 2222
turnerfleischer.com

This drawing, as an instrument of service, is provided by and is the property of Turner Fleischer Architects Inc. The contractor must verify and accept responsibility for all dimensions and conditions on site and must notify Turner Fleischer Architects Inc. of any variations from the supplied information. This drawing is not to be scaled. The architect is not responsible for the accuracy of survey, structural, mechanical, electrical, etc., information shown on this drawing. Refer to the appropriate consultant's drawings before proceeding with the work. Construction must conform to all applicable codes and requirements of authorities having jurisdiction. The contractor working from drawings not specifically marked 'For Construction' must assume full responsibility and bear costs for any corrections or damages resulting from his work.

#	DATE	DESCRIPTION	BY

PROJECT
Proposed Mixed Use Development
685 Warden Avenue,Toronto, ON

DRAWING
STATISTICS

PROJECT NO. 06.077RZ
PROJECT DATE 2021-05-03
DRAWN BY Author
CHECKED BY Checker
SCALE

DRAWING NO. RZ002
REV.

2021-06-22 5:54:00 PM

GROSS FLOOR AREA (GFA) BREAKDOWN - BUILDING D

BUILDING D - 33 STOREYS

FLOOR	# OF FLOORS	# OF UNITS	RETAIL – RETAIL m²	RETAIL – RETAIL ft²	RETAIL – RETAIL SERVICE m²	RETAIL – RETAIL SERVICE ft²	TOTAL NON-RESIDENTIAL m²	TOTAL NON-RESIDENTIAL ft²	RESIDENTIAL – SALEABLE m²	RESIDENTIAL – SALEABLE ft²	RESIDENTIAL – NON-SALEABLE m²	RESIDENTIAL – NON-SALEABLE ft²	TOTAL RESIDENTIAL m²	TOTAL RESIDENTIAL ft²	TOTAL GROSS FLOOR AREA [GFA] (TFA - EXCLUSIONS) m²	TOTAL GFA ft²	AREA EXCLUSIONS m²	AREA EXCLUSIONS ft²	TOTAL FLOOR AREA (NO EXCLUSIONS) m²	TOTAL FLOOR AREA ft²
U/G 2											50.3	541	50.3	541	50.3	541	33.6	362	83.9	903
U/G 1											50.3	541	50.3	541	50.3	541	33.6	362	83.9	903
1		3							258.3	2,780	578.5	6,227	836.8	9,007	836.8	9,007	715.9	7,706	1,749.4	18,830
2		13							1,091.9	11,753	268.0	2,885	1,359.9	14,638	1,359.9	14,638	45.2	487	2,282.4	24,568
3		25							2,116.8	22,785	161.1	1,734	2,277.9	24,519	2,277.9	24,519	45.4	489	2,323.3	25,008
4		25							2,116.8	22,785	161.1	1,734	2,277.9	24,519	2,277.9	24,519	45.4	489	2,323.3	25,008
5		25							2,000.5	21,533	161.1	1,734	2,161.6	23,267	2,161.6	23,267	45.4	489	2,207.0	23,756
6		24							1,849.9	19,912	154.0	1,658	2,003.9	21,570	2,003.9	21,570	45.4	489	2,049.3	22,058
7		24							1,849.9	19,912	154.0	1,658	2,003.9	21,570	2,003.9	21,570	45.4	489	2,049.3	22,058
8		26							1,782.1	19,182	154.0	1,658	1,936.1	20,840	1,936.1	20,840	45.4	489	1,981.5	21,329
9		11							741.9	7,986	49.3	531	791.2	8,516	791.2	8,516	45.4	489	836.6	9,005
10		11							741.9	7,986	49.3	531	791.2	8,516	791.2	8,516	45.4	489	836.6	9,005
11		11							741.9	7,986	49.3	531	791.2	8,516	791.2	8,516	45.4	489	836.6	9,005
12		11							741.9	7,986	49.3	531	791.2	8,516	791.2	8,516	45.4	489	836.6	9,005
13		10							690.2	7,429	49.3	531	739.5	7,960	739.5	7,960	45.4	489	784.9	8,449
14		10							690.2	7,429	49.3	531	739.5	7,960	739.5	7,960	45.4	489	784.9	8,449
15		10							690.2	7,429	49.3	531	739.5	7,960	739.5	7,960	45.4	489	784.9	8,449
16		10							690.2	7,429	49.3	531	739.5	7,960	739.5	7,960	45.4	489	784.9	8,449
17		10							690.2	7,429	49.3	531	739.5	7,960	739.5	7,960	45.4	489	784.9	8,449
18		10							660.0	7,104	46.7	503	706.7	7,607	706.7	7,607	45.4	489	752.1	8,096
19		10							660.0	7,104	44.3	477	704.3	7,581	704.3	7,581	45.4	489	749.7	8,070
20		10							660.0	7,104	44.3	477	704.3	7,581	704.3	7,581	45.4	489	749.7	8,070
21		10							660.0	7,104	44.3	477	704.3	7,581	704.3	7,581	45.4	489	749.7	8,070
22		10							660.0	7,104	44.3	477	704.3	7,581	704.3	7,581	45.4	489	749.7	8,070
23		10							660.0	7,104	44.3	477	704.3	7,581	704.3	7,581	45.4	489	749.7	8,070
24		10							660.0	7,104	44.3	477	704.3	7,581	704.3	7,581	45.4	489	749.7	8,070
25		10							660.0	7,104	44.3	477	704.3	7,581	704.3	7,581	45.4	489	749.7	8,070
26		10							660.0	7,104	44.3	477	704.3	7,581	704.3	7,581	45.4	489	749.7	8,070
27		10							660.0	7,104	44.3	477	704.3	7,581	704.3	7,581	45.4	489	749.7	8,070
28		10							660.0	7,104	44.3	477	704.3	7,581	704.3	7,581	45.4	489	749.7	8,070
29		10							660.0	7,104	44.3	477	704.3	7,581	704.3	7,581	45.4	489	749.7	8,070
30		10							660.0	7,104	44.3	477	704.3	7,581	704.3	7,581	45.4	489	749.7	8,070
31		10							660.0	7,104	44.3	477	704.3	7,581	704.3	7,581	45.4	489	749.7	8,070
32		10							660.0	7,104	44.3	477	704.3	7,581	704.3	7,581	45.4	489	749.7	8,070
33		10							660.0	7,104	44.3	477	704.3	7,581	704.3	7,581	45.4	489	749.7	8,070
MPH																	321.4	3,460	321.4	3,460
															EXCESS INDOOR AMENITY (INCL. IN GFA)					
TOTAL		419							30,044.8	323,400	3,047.3	32,801	33,092.1	32,801	33,092.1	356,200	2,557.1	27,524	36,723.2	395,285

AMENITY BREAKDOWN - BUILDING D

FLOOR	OUTDOOR AMENITY m²	OUTDOOR AMENITY ft²	INDOOR AMENITY m²	INDOOR AMENITY ft²
1	REFER TO BULDING C FOR OUTDOOR AMENITY		196.7	2,117
2			877.3	9,443
TOTAL			1,074.0	11,560

UNIT BREAKDOWN - BUILDING D

BUILDING D - 33 STOREYS

FLOOR	1B	1B+D	2B	2B+D	3B	3B+D	TOTAL	AVERAGE UNIT SIZE m²	AVERAGE UNIT SIZE ft²
1		2			1		3	86.10	926.77
2	3	4			6		13	83.99	904.06
3	1	12	4		8		25	84.67	911.38
4	1	12	4		8		25	84.67	911.38
5	3	11	4		7		25	80.02	861.33
6	6	9	3		6		24	77.08	829.68
7	6	9	3		6		24	77.08	829.68
8	11	8	4		3		26	68.54	737.76
9	2	5	3		1		11	67.45	726.03
10	2	5	3		1		11	67.45	726.03
11	2	5	3		1		11	67.45	726.03
12	2	5	3		1		11	67.45	726.03
13	3	4	2		1		10	69.02	742.93
14	3	4	2		1		10	69.02	742.93
15	3	4	2		1		10	69.02	742.93
16	3	4	2		1		10	69.02	742.93
17	3	4	2		1		10	69.02	742.93
18	4	2	4				10	66.00	710.42
19	4	2	4				10	66.00	710.42
20	4	2	4				10	66.00	710.42
21	4	2	4				10	66.00	710.42
22	4	2	4				10	66.00	710.42
23	4	2	4				10	66.00	710.42
24	4	2	4				10	66.00	710.42
25	4	2	4				10	66.00	710.42
26	4	2	4				10	66.00	710.42
27	4	2	4				10	66.00	710.42
28	4	2	4				10	66.00	710.42
29	4	2	4				10	66.00	710.42
30	4	2	4				10	66.00	710.42
31	4	2	4				10	66.00	710.42
32	4	2	4				10	66.00	710.42
33	4	2	4				10	66.00	710.42
SUBTOTAL	118	139	108		54		419	71.71	771.88
TOTAL UNITS	257		108		54				
UNIT MIX	61.3%		25.8%		12.9%		100.0%		

GROSS FLOOR AREA (GFA) BREAKDOWN - BUILDING F

BUILDING F- 19 STOREYS

FLOOR	# OF FLOORS	# OF UNITS	RETAIL – RETAIL m²	RETAIL – RETAIL ft²	RETAIL – RETAIL SERVICE m²	RETAIL – RETAIL SERVICE ft²	TOTAL NON-RESIDENTIAL m²	TOTAL NON-RESIDENTIAL ft²	RESIDENTIAL – SALEABLE m²	RESIDENTIAL – SALEABLE ft²	RESIDENTIAL – NON-SALEABLE m²	RESIDENTIAL – NON-SALEABLE ft²	TOTAL RESIDENTIAL m²	TOTAL RESIDENTIAL ft²	TOTAL GROSS FLOOR AREA [GFA] (TFA - EXCLUSIONS) m²	TOTAL GFA ft²	AREA EXCLUSIONS m²	AREA EXCLUSIONS ft²	TOTAL FLOOR AREA (NO EXCLUSIONS) m²	TOTAL FLOOR AREA ft²
U/G 2											42.3	455	42.3	455	42.3	455	29.2	314	71.5	770
U/G 1											42.3	455	42.3	455	42.3	455	29.2	314	71.5	770
1			501.3	5,396	11.54		512.8	5,520			75.1	808	75.1	808	587.9	6,328	216.1	2,326	804.0	8,654
2		REFER TO BUILDING D FOR AREAS ON PODIUM FLOORS															59.2	637	59.2	637
3																	45.3	488	45.3	488
4																	45.3	488	45.3	488
5																	45.3	488	45.3	488
6																	45.3	488	45.3	488
7																	45.3	488	45.3	488
8																	45.3	488	45.3	488
9		12							735.7	7,919	46.9	505	782.6	8,424	782.6	8,424	45.3	488	827.9	8,911
10		12							735.7	7,919	46.9	505	782.6	8,424	782.6	8,424	45.3	488	827.9	8,911
11		12							735.7	7,919	46.9	505	782.6	8,424	782.6	8,424	45.3	488	827.9	8,911
12		11							705.8	7,597	46.3	498	752.1	8,096	752.1	8,096	45.3	488	797.4	8,583
13		11							705.8	7,597	46.3	498	752.1	8,096	752.1	8,096	45.3	488	797.4	8,583
14		10							663.5	7,142	41.9	451	705.4	7,593	705.4	7,593	45.3	488	750.7	8,080
15		10							663.5	7,142	41.9	451	705.4	7,593	705.4	7,593	45.3	488	750.7	8,080
16		10							663.5	7,142	41.9	451	705.4	7,593	705.4	7,593	45.3	488	750.7	8,080
17		10							663.5	7,142	41.9	451	705.4	7,593	705.4	7,593	45.3	488	750.7	8,080
18		10							663.5	7,142	41.9	451	705.4	7,593	705.4	7,593	45.3	488	750.7	8,080
19		10							663.5	7,142	41.9	451	705.4	7,593	705.4	7,593	45.3	488	750.7	8,080
MPH																	372.4	4,008	372.4	4,008
															EXCESS INDOOR AMENITY (INCL. IN GFA)					
TOTAL		118	501.3	5,396	11.5	124	512.8	5,520	7,599.7	81,802	644.4	6,936	8,244.1	6,936	8,756.9	94,258	1,476.2	15,890	10,233.1	110,148

AMENITY BREAKDOWN - BUILDING F

OUTDOOR AMENITY m²	OUTDOOR AMENITY ft²	INDOOR AMENITY m²	INDOOR AMENITY ft²
REFER TO BULDING C FOR OUTDOOR AMENITY		REFER TO BULDING D FOR INDOOR AMENITY	

UNIT BREAKDOWN - BUILDING F

BUILDING F- 19 STOREYS

FLOOR	1B	1B+D	2B	2B+D	3B	3B+D	TOTAL	AVERAGE UNIT SIZE m²	AVERAGE UNIT SIZE ft²
1–8	REFER TO BUILDING D FOR UNITS ON PODIUM FLOORS								
9	6	4	2				12	61.31	659.94
10	6	4	2				12	61.31	659.94
11	6	4	2				12	61.31	659.94
12	6	2	3				11	64.16	690.61
13	6	2	3				11	64.16	690.61
14	5		5				10	66.35	714.19
15	5		5				10	66.35	714.19
16	5		5				10	66.35	714.19
17	5		5				10	66.35	714.19
18	5		5				10	66.35	714.19
19	5		5				10	66.35	714.19
SUBTOTAL	60	16	42				118	64.40	693.20
TOTAL UNITS	76		42						
UNIT MIX	64.4%		35.6%				100.0%		

VEHICULAR PARKING - REQUIRED - BUILDINGS A-F

USE	RATIO (MIN.)	UNITS / GFA (m²)	SPACES (MIN.)
VISITOR	N/A	1,519	-
1B & 1B+D UNITS	1.00 / UNIT	928	928
2B & 2B+D UNITS	1.00 / UNIT	452	452
3B UNITS	1.00 / UNIT	139	139
TOTAL RESIDENTIAL			1519
RETAIL	3.0 SPACES / 100 M2	993	29
TOTAL REQUIRED			1548

*PARKING REQUIRED AS PER FROMER CITY OF SCARBOROUGH ZONING BY-LAW NO.24982

VEHICULAR PARKING - PROVIDED - BUILDINGS A-F

FLOOR	RESIDENTIAL	VISITOR	RETAIL	TOTAL
U/G LEVEL 1	456			456
U/G LEVEL 2	423			423
FLOOR 01	117			117
TOTAL PROVIDED	996			996
GRAND TOTAL PROVIDED				996
EV PROVIDED				199

*REFER TO TGS CONSIDERATIONS PREPARED BY BA GROUP

UNIT MIX - PROVIDED

BUILDING	1B	1B+D	2B	2B+D	3B	3B+D	TOTAL
	500 -648	648-699	700-999		1000-1500		
A	91	39	46	2	20		198
	46.0%	19.7%	23.2%	1.0%	10.1%		100%
B	60	31	44	1	33		169
	35.5%	18.3%	26.0%	0.6%	19.5%		100%
C	152	128	158		32		470
	32.3%	27.2%	33.6%		6.8%		100%
E	79	15	51				145
	54.48%	10.34%	35.17%				100%
D	118	139	108		54		419
	28.2%	33.2%	25.8%		12.9%		100%
F	60	16	42				118
	50.8%	13.6%	35.6%				100%
TOTAL	560	368	449	3	139		1,519
	36.9%	24.2%	29.6%	0.2%	9.2%		100%
	61.1%		29.8%		9.2%		

AMENITY AREAS - REQUIRED & PROVIDED

BUILDING	TYPE	REQUIRED RATIO	REQUIRED m2	REQUIRED ft2	PROVIDED RATIO	PROVIDED m2	PROVIDED ft2
BUILDING A&B	INDOOR AMENITY	2.0 m2/ UNIT	734.0	7,901	2.0 m2 / UNIT	734.0	7,901
	OUTDOOR AMENITY	TOTAL AMENITY REQUIRED MINUS THE INDOOR AMENITY PROVIDED (NO LESS THAN 40m2)			2.0 m2 / UNIT	741.0	7,976
	TOTAL AMENITY	4.0 m2/ UNIT	1,468.0	15,802	4.0 m2 / UNIT	1,475.0	15,877
BUILDING C-F	INDOOR AMENITY	2.0 m2/ UNIT	2,304.0	24,800	2.0 m2 / UNIT	2,304.0	24,800
	OUTDOOR AMENITY	TOTAL AMENITY REQUIRED MINUS THE INDOOR AMENITY PROVIDED (NO LESS THAN 40m2)			2.0 m2 / UNIT	2,309.0	24,854
	TOTAL AMENITY	4.0 m2/ UNIT	4,608.0	49,601	4.0 m2 / UNIT	4,613.0	49,654
	GRAND TOTAL				4.0 m2 / UNIT	6,088.0	65,531

* AMENITY REQUIRED AS PER CITY OF TORONTO ZONING BY-LAW NO. 569-2013

ACCESSIBLE PARKING - REQUIRED

BUILDING A-F

RATIO (MIN.)	MIN. B/F REQ'D.
5 + 1 PER 50	23
TOTAL ACCESSIBLE PARKING SPACES REQUIRED	23

* AS PER CITY OF TORONTO ZONING BY-LAW 438-86 AS AMENDED.

ACCESSIBLE PARKING - PROVIDED

BUILDING A-F

FLOOR	SPACES	TOTAL
FLOOR 01	1	1
U/G 01	13	13
U/G 02	9	9
TOTAL PROVIDED		23

BICYCLE PARKING - PROVIDED

BUILDING A-F

FLOOR	RESIDENTIAL SHORT TERM	RESIDENTIAL LONG TERM	RESIDENTIAL SUB-TOTAL	TOTAL
FLOOR 1	152	976	1,128	1,128
U/G LEVEL 1		217	217	217
U/G LEVEL 2		176	176	176
TOTAL PROVIDED	152	1,369	1,521	1,521

NOTE: REFER TO TGS CONSIDERATIONS PREPARED BY BA GROUP

GROWING UP GUIDELINES REQUIREMENT

GROWING UP: PLANNING FOR CHILDREN IN NEW VERTICAL COMMUNITIES, URBAN DESIGN GUIDELINES, 2020

BUILDING A-F

UNIT TYPE	MINIMUM AREA m²	MINIMUM AREA ft²	UNIT TYPE PERCENTAGE
2B	87	936	15%
3B	100	1,076	10%

*UNIT SIZE: FLOOR AREA IS MEASURED FROM THE INTERIOR SIDE OF THE WALLS, EXCLUDING MECHANICAL SPACE

GROWING UP GUIDELINES REQUIREMENT

GROWING UP: PLANNING FOR CHILDREN IN NEW VERTICAL COMMUNITIES, URBAN DESIGN GUIDELINES, 2020

BUILDING A-F

UNIT TYPE	MINIMUM AREA m²	MINIMUM AREA ft²	MAXIMUM AREA m²	MAXIMUM AREA ft²	AVERAGE AREA m²	AVERAGE AREA ft²	UNIT TYPE PERCENTAGE	TOTAL UNITS	TOTAL UNITS @ MIN. GUIDELINE REQUIREMENTS
2B	59.1	636.1	92.7	997.8	75.9	817.0	29.8%	452	117
3B	86.2	927.8	225.5	2,427.3	155.9	1,678.1	9.2%	139	79

*UNIT SIZE: FLOOR AREA IS MEASURED FROM THE EXTERIOR FACE OF EXTERIOR WALLS AND MIDDLE OF DEMISING WALLS PER TARION

TURNER FLEISCHER

Turner Fleischer Architects Inc.

67 Lesmill Road
Toronto, ON, M3B 2T8
T 416 425 2222
turnerfleischer.com

This drawing, as an instrument of service, is provided by and is the property of Turner Fleischer Architects Inc. The contractor must verify and accept responsibility for all dimensions and conditions on site and must notify Turner Fleischer Architects Inc. of any variations from the supplied information. This drawing is not to be scaled. The architect is not responsible for the accuracy of survey, structural, mechanical, electrical, etc., information shown on this drawing. Refer to the appropriate consultant's drawings before proceeding with the work. Construction must conform to all applicable codes and requirements of authorities having jurisdiction. The contractor working from drawings not specifically marked 'For Construction' must assume full responsibility and bear costs for any corrections or damages resulting from his work.

#	DATE	DESCRIPTION	BY

PROJECT
Proposed Mixed Use Development

685 Warden Avenue,Toronto, ON

DRAWING
STATISTICS

PROJECT NO. 06.077RZ
PROJECT DATE 2021-05-03
DRAWN BY Author
CHECKED BY Checker
SCALE

DRAWING NO. RZ003
REV.

2021-06-22 5:54:13 PM

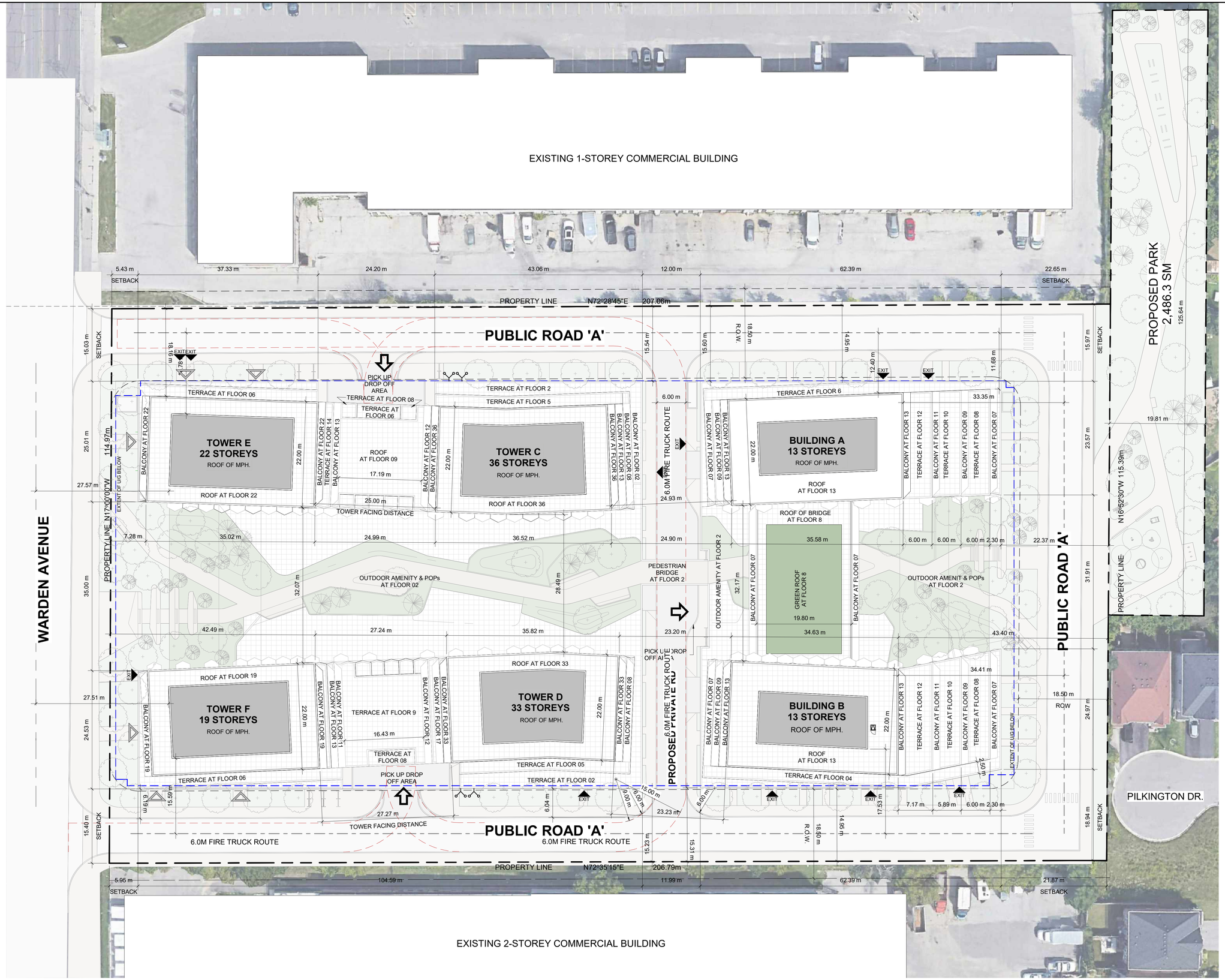

1 SITE PLAN
RZ007 1 : 350

2021-06-22 5:54:24 PM

TURNER FLEISCHER

Turner Fleischer Architects Inc.

67 Lesmill Road
Toronto, ON, M3B 2T8
T 416 425 2222
turnerfleischer.com

This drawing, as an instrument of service, is provided by and is the property of Turner Fleischer Architects Inc. The contractor must verify and accept responsibility for all dimensions and conditions on site and must notify Turner Fleischer Architects Inc. of any variations from the supplied information. This drawing is not to be scaled. The architect is not responsible for the accuracy of dimensions and information received from other consultants and contractors. Verify all dimensions on appropriate consultant's drawings before proceeding with the work. Construction must conform to all applicable codes and requirements of authorities having jurisdiction. The contractor working from drawings not specifically marked 'For Construction' must assume full responsibility and bear costs for any corrections or damages resulting from his work.

LEGEND

- PRIMARY RESIDENTIAL ENTRANCE
- SECONDARY RESIDENTIAL ENTRANCE
- RETAIL ENTRANCE
- EXIT
- FIRE HYDRANT
- SIAMESE CONNECTION
- CONVEX MIRROR
- TRANSFORMER WITH CLEARANCES
- FIRE ROUTE SIGN
- 000.00 SPOT ELEVATION
- GAS/HYDRO METER

#	DATE	DESCRIPTION	BY
1	2021-06-28	ISSUED FOR ZBA	CCU

PROJECT
Proposed Mixed Use Development

685 Warden Avenue,Toronto, ON

DRAWING
SITE PLAN / ROOF PLAN

PROJECT NO.	06.077RZ
PROJECT DATE	2021-05-03
DRAWN BY	CCU / ALG
CHECKED BY	CCU / RMM
SCALE	As indicated
DRAWING NO.	RZ007
REV.	1

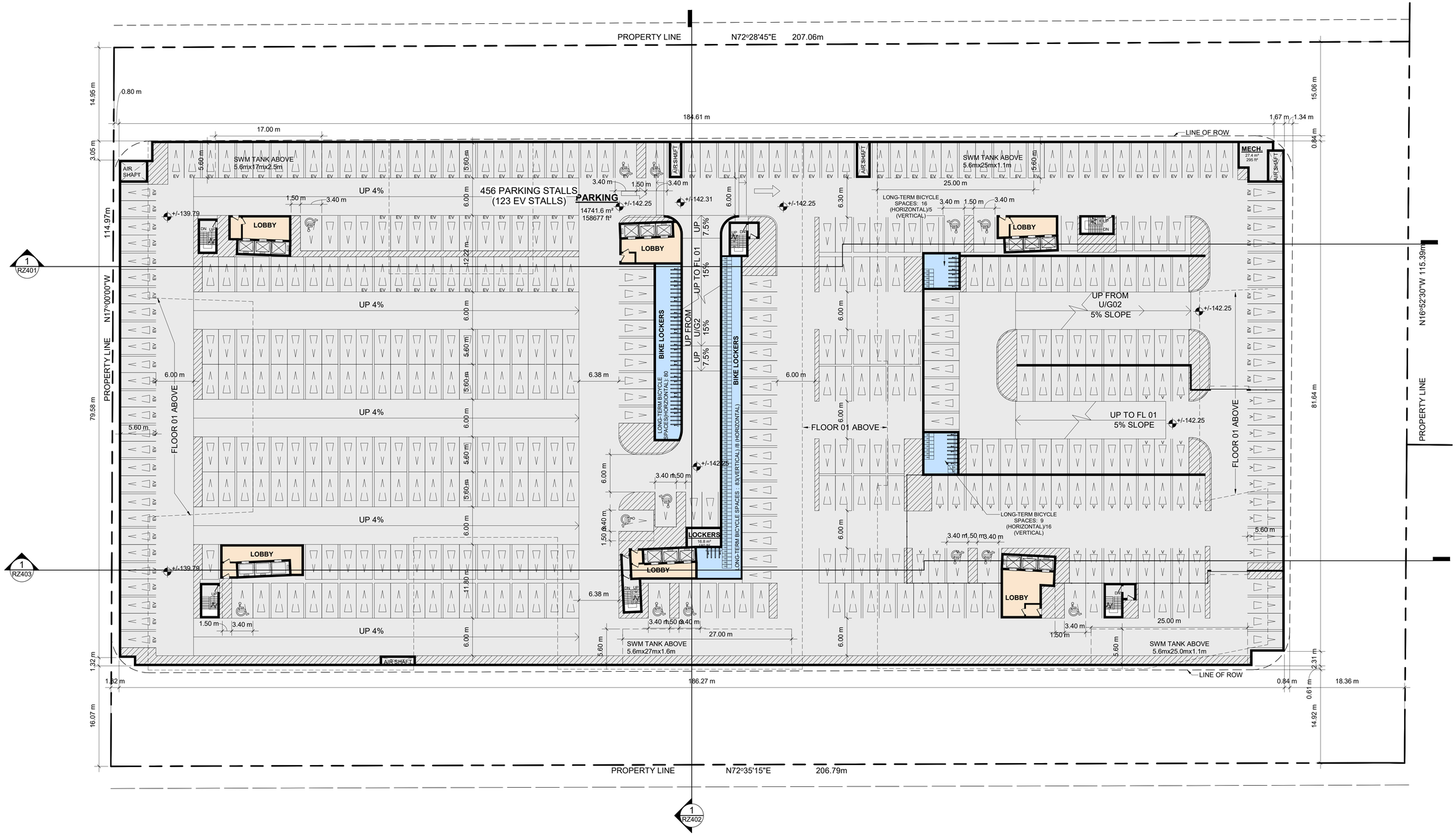

1 RZ102 U/G 01
1 : 300

2021-06-22 5:54:30 PM

TURNER FLEISCHER

Turner Fleischer Architects Inc.

67 Lesmill Road
Toronto, ON, M3B 2T8
T 416 425 2222
turnerfleischer.com

This drawing, as an instrument of service, is provided by and is the property of Turner Fleischer Architects Inc. The contractor must verify and accept responsibility for all dimensions and conditions on site and must notify Turner Fleischer Architects Inc. of any variations from the supplied information. This drawing is not to be scaled. The architect is not responsible for the accuracy of scales on reproduced drawings. Construction must not commence until this drawing is ‘For Construction’ in the appropriate consultant’s drawings before proceeding with the work. Construction must conform to all applicable codes and requirements of authorities having jurisdiction. The contractor working from drawings not specifically marked ‘For Construction’ must assume full responsibility and bear costs for any corrections or damages resulting from his work.

TYPICAL PARKING DIMENSIONS:

AISLE WIDTH: MIN 6m

TYPICAL PARKING SPACE:
MIN 2.6 x 5.6 x 2.0m HIGH

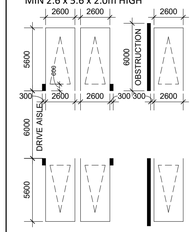

TYPICAL BARRIER FREE SPACE:
MIN 3.4 x 5.6 x 2.1m HIGH

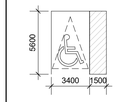

#	DATE	DESCRIPTION	BY
1	2021-06-28	ISSUED FOR ZBA	CCU

PROJECT
Proposed Mixed Use Development

685 Warden Avenue,Toronto, ON

DRAWING
UNDERGROUND LEVEL 01

PROJECT NO.
06.077RZ

PROJECT DATE
2021-05-03

DRAWN BY
CCU / ALG

CHECKED BY
CCU / RMM

SCALE
As indicated

DRAWING NO. RZ102

REV. 1

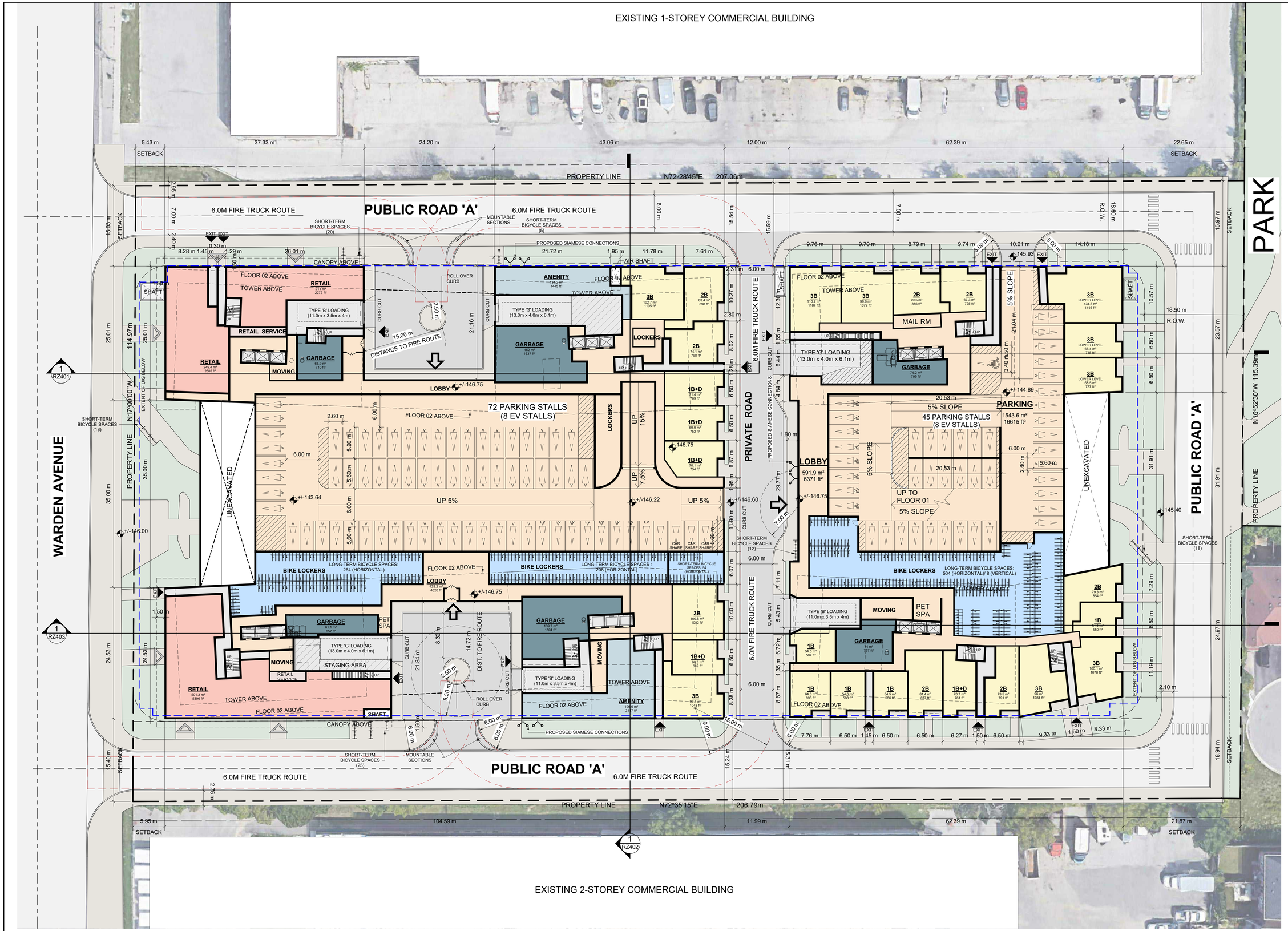

1 RZ151 FLOOR 01
1 : 300

2021-06-22 5:54:33 PM

TURNER FLEISCHER

Turner Fleischer Architects Inc.

67 Lesmill Road
Toronto, ON, M3B 2T8
T 416 425 2222
turnerfleischer.com

This drawing, as an instrument of service, is provided by and is the property of Turner Fleischer Architects Inc. The contractor must verify and accept responsibility for all dimensions and conditions on site and must notify Turner Fleischer Architects Inc. of any variations from the supplied information. This drawing is not to be scaled. The architect is not responsible for the accuracy of scales on reproduced drawings. Construction must not commence until this drawing is, or its appropriate consultant's drawings before proceeding with the work. Construction must conform to all applicable codes and requirements of authorities having jurisdiction. The contractor working from drawings not specifically marked 'For Construction' must assume full responsibility and bear costs for any corrections or damages resulting from his work.

LEGEND

- PRIMARY RESIDENTIAL ENTRANCE
- SECONDARY RESIDENTIAL ENTRANCE
- RETAIL ENTRANCE
- EXIT
- FIRE HYDRANT
- SIAMESE CONNECTION
- CONVEX MIRROR
- TRANSFORMER WITH CLEARANCES
- FIRE ROUTE SIGN
- 000.00 SPOT ELEVATION
- GAS/HYDRO METER

TYPICAL PARKING DIMENSIONS:

AISLE WIDTH: MIN 6m

TYPICAL PARKING SPACE:
MIN 2.6 x 5.6 x 2.0m HIGH

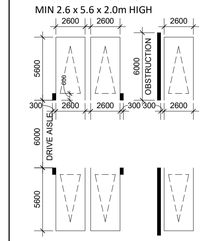

TYPICAL BARRIER FREE SPACE:
MIN 3.4 x 5.6 x 2.1m HIGH

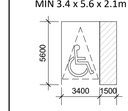

#	DATE	DESCRIPTION	BY
1	2021-06-28	ISSUED FOR ZBA	CCU

PROJECT
Proposed Mixed Use Development
685 Warden Avenue,Toronto, ON

DRAWING
FLOOR 01

PROJECT NO.	06.077RZ
PROJECT DATE	2021-05-03
DRAWN BY	CCU / ALG
CHECKED BY	CCU / RMM
SCALE	As indicated
DRAWING NO.	RZ151
REV.	1

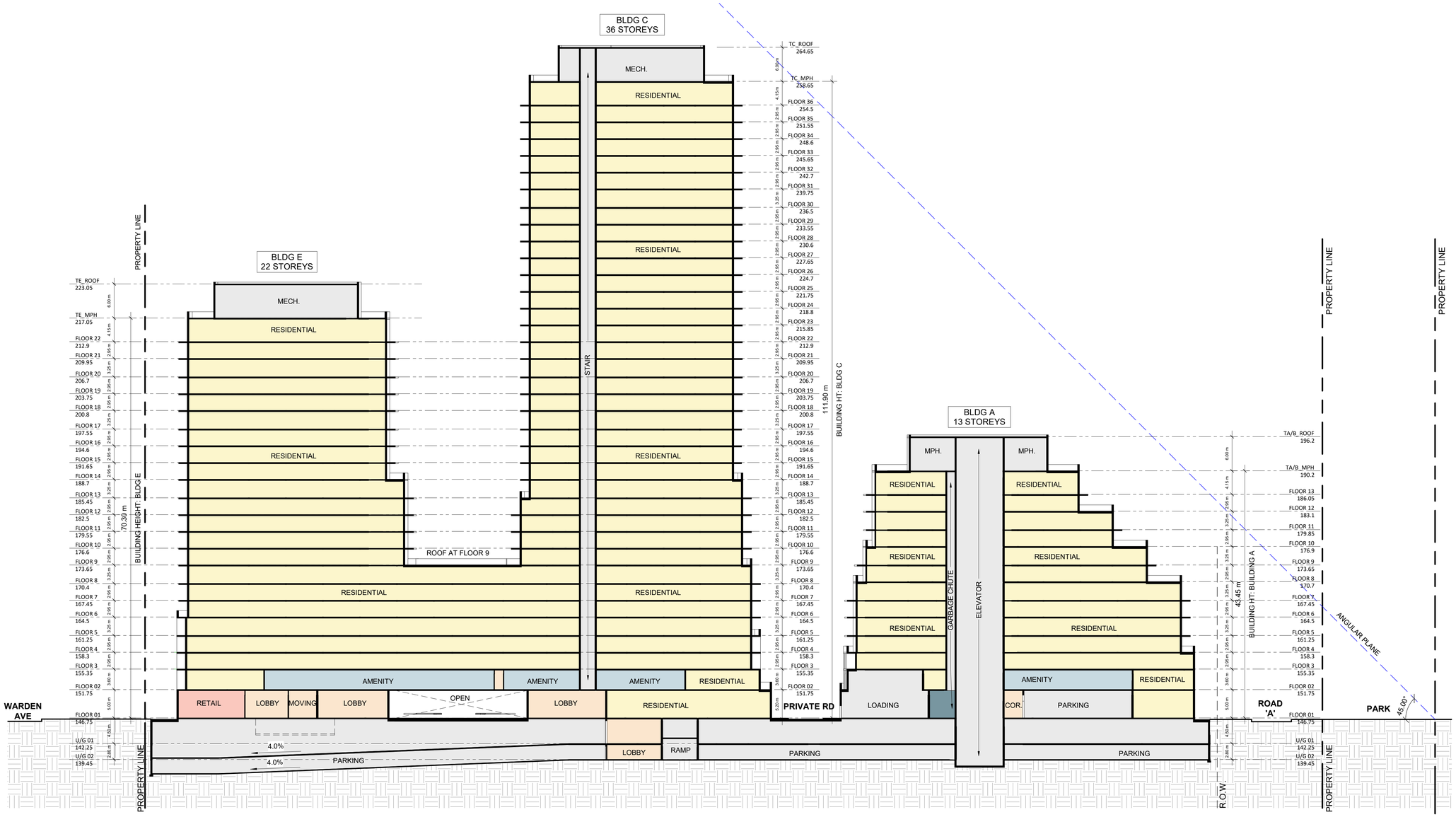

1 SECTION A
RZ401 1 : 350

2021-06-22 5:55:52 PM

TURNER FLEISCHER

Turner Fleischer Architects Inc.

67 Lesmill Road
Toronto, ON, M3B 2T8
T 416 425 2222
turnerfleischer.com

This drawing, as an instrument of service, is provided by and is the property of Turner Fleischer Architects Inc. The contractor must verify and accept responsibility for all dimensions and conditions on site and must notify Turner Fleischer Architects Inc. of any variations from the supplied information. This drawing is not to be scaled. The architect is not responsible for the accuracy of dimensions and information derived from other consultants' drawings until such time as the appropriate consultant's drawings before proceeding with the work. Construction must conform to all applicable codes and requirements of authorities having jurisdiction. The contractor working from drawings not specifically marked 'For Construction' must assume full responsibility and bear costs for any corrections or damages resulting from his work.

#	DATE	DESCRIPTION	BY
1	2021-06-28	ISSUED FOR ZBA	CCU

PROJECT
Proposed Mixed Use Development

685 Warden Avenue,Toronto, ON

DRAWING
BUILDING SECTIONS

PROJECT NO. 06.077RZ
PROJECT DATE 2021-05-03
DRAWN BY CCU / ALG
CHECKED BY CCU / RMM
SCALE 1 : 350

DRAWING NO. RZ401
REV. 1

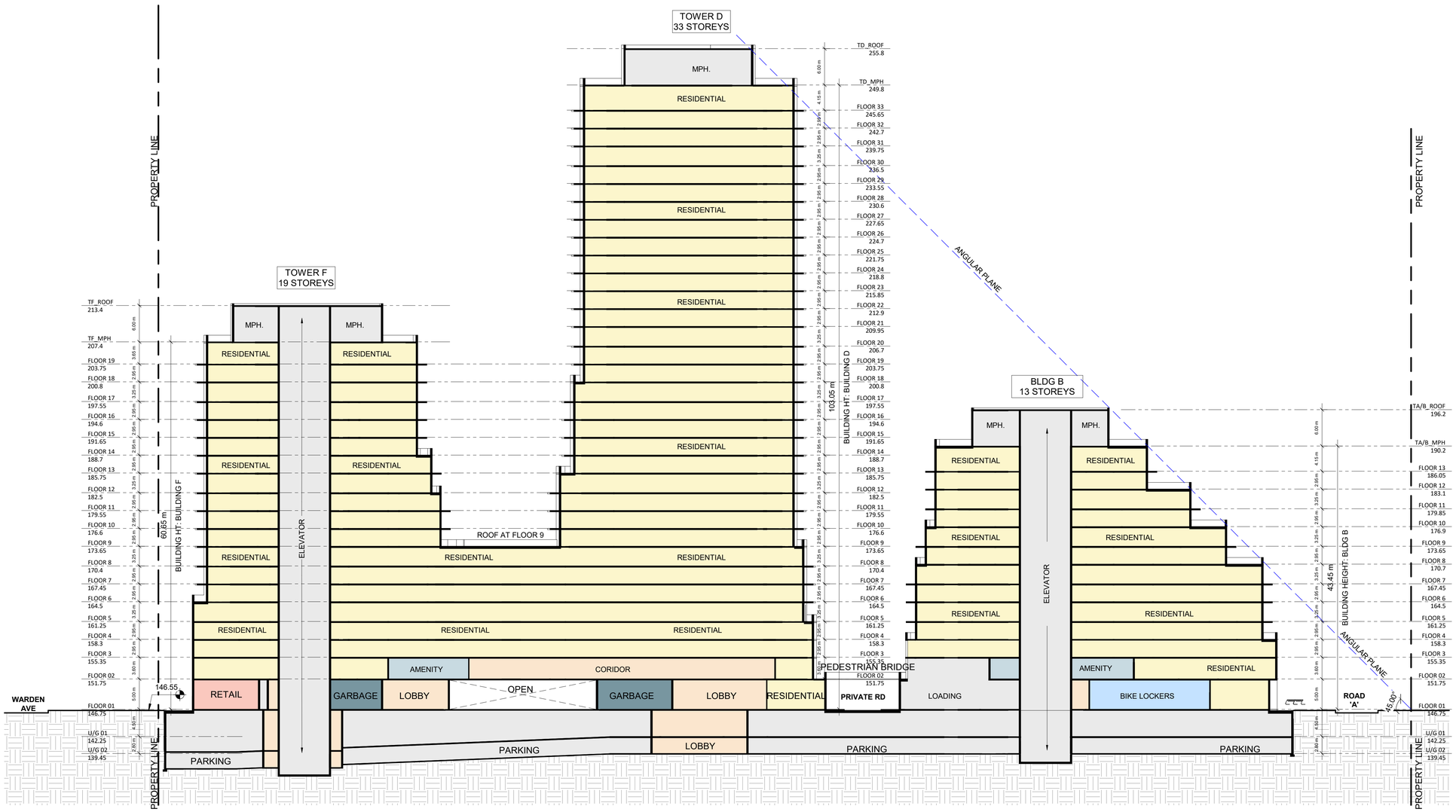

1 SECTION C
RZ403 1 : 350

TURNER FLEISCHER

Turner Fleischer Architects Inc.

67 Lesmill Road
Toronto, ON, M3B 2T8
T 416 425 2222
turnerfleischer.com

This drawing, as an instrument of service, is provided by and is the property of Turner Fleischer Architects Inc. The contractor must verify and accept responsibility for all dimensions and conditions on site and must notify Turner Fleischer Architects Inc. of any variations from the supplied information. This drawing is not to be scaled. The architect is not responsible for the accuracy of scales on reproduced drawings. Contractor must verify all dimensions, levels and data on the appropriate consultant's drawings before proceeding with the work. Construction must conform to all applicable codes and requirements of authorities having jurisdiction. The contractor working from drawings not specifically marked 'For Construction' must assume full responsibility and bear costs for any corrections or damages resulting from his work.

#	DATE	DESCRIPTION	BY
1	2021-06-28	ISSUED FOR ZBA	CCU

PROJECT
Proposed Mixed Use Development

685 Warden Avenue,Toronto, ON

DRAWING
BUILDING SECTIONS

PROJECT NO.	06.077RZ
PROJECT DATE	2021-05-03
DRAWN BY	CCU / ALG
CHECKED BY	CCU / RMM
SCALE	1 : 350
DRAWING NO.	RZ403
REV.	1

2021-06-22 5:56:00 PM

APPENDIX B

Q = 2.78 X A X C X I/1000
C = RUNOFF COEFFICIENT
2 YEAR RAINFALL INTENSITY = 21.8/t^0.78
A = AREA (Hectares)

SCARBOROUGH DISTRICT

PROPOSED STORM SEWER DESIGN

DESIGN SHEET NO.
ASSESS SHEET NO.
SUBDIV. FILE NO.
DATE June 28, 2021

AREA ID / STREET/ PARCEL	MANHOLE TO	MANHOLE FROM	INCREMENT C	INCREMENT A (ha)	CUMMULATIVE A (ha)	CUMMULATIVE CA	TOTAL CA	FLOW TIME (min) TO SECTION	FLOW TIME (min) IN SECTION	I (mm/hr)	TOTAL Q (l/s)	LENGTH (m)	SLOPE S%	D (mm)	TYPE OF PIPE	ROUGH. COEFF.	Q FULL (l/s)	V FULL (m/s)	V ACTUAL (m/s)	CAPACITY (%)			Notes
205 (100-year) + Ext 214 (2-year)	MH113	MH112	0.76	0.200	0.200	0.15	0.15	10.00	0.19	250.32	75	18.5	1.00	375	*PVC*	0.013	175	1.59	1.52	42.98			
201 - Towers C and E	MH112-1	MH112	0.50	0.495	0.495	0.25	0.25	10.00	0.09	88.19	61	9.1	2.00	250	*PVC*	0.013	84	1.71	1.87	72.83			
New Proposed Street	MH112	MH111	0.71	0.000	0.695	0.40	0.40	10.19	0.79	246.50	136	60.0	0.50	450	*CONC*	0.013	202	1.27	1.36	67.32			
206 - (100-year)	MH111	MH110	0.71	0.076	0.771	0.45	0.45	10.98	0.52	232.23	163	44.1	0.50	525	*CONC*	0.013	304	1.40	1.43	53.63			
202 - Tower A	MH110-1	MH110	0.50	0.305	0.305	0.15	0.15	10.00	0.09	88.19	37	8.8	2.00	250	*PVC*	0.013	84	1.71	1.65	43.70			
207 - Proposed Street	MH110	MH109	0.71	0.147	1.223	0.70	0.70	11.51	0.67	79.05	210	61.6	0.60	525	*CONC*	0.013	333	1.54	1.62	62.93			
Proposed Street	MH109	MH108	0.71	0.000	1.223	0.70	0.70	12.17	0.15	75.65	201	12.5	0.50	525	*CONC*	0.013	304	1.40	1.50	65.95			
Proposed Street	MH108	MH107	0.71	0.000	1.223	0.70	0.70	12.32	0.19	74.94	199	16.1	0.50	525	*CONC*	0.013	304	1.40	1.49	65.32			
212 - Park	MH107-1	MH107	0.28	0.250	0.250	0.07	0.07	10.00	0.09	88.19	17	8.8	2.00	250	*PVC*	0.013	84	1.71	1.33	20.39			
208 - Proposed Street	MH107	MH106	0.71	0.196	1.669	0.91	0.91	12.51	0.74	74.04	239	71.4	0.65	525	*CONC*	0.013	347	1.60	1.73	69.06			
Proposed Street	MH106	MH105	0.71	0.000	1.669	0.91	0.91	13.26	0.08	70.78	229	6.5	0.50	525	*CONC*	0.013	304	1.40	1.54	75.24			
Proposed Street	MH105	MH104	0.71	0.000	1.669	0.91	0.91	13.33	0.15	70.46	228	12.5	0.50	525	*CONC*	0.013	304	1.40	1.54	74.90			
203 - Tower B	MH104-1	MH104	0.50	0.306	0.306	0.15	0.15	10.00	0.08	88.19	37	8.7	2.00	250	*PVC*	0.013	84	1.71	1.65	43.70			
209 - Proposed Street	MH104	MH103	0.71	0.158	2.133	1.17	1.17	13.48	0.86	69.86	276	79.5	0.50	600	*CONC*	0.013	434	1.54	1.62	63.63			
204 - Towers D and F	MH103-1	MH103	0.50	0.497	0.497	0.25	0.25	10.00	0.09	88.19	61	8.8	2.00	250	*PVC*	0.013	84	1.71	1.87	72.83			
Proposed Street	MH103	MH102	0.71	0.000	2.630	1.42	1.42	14.34	0.63	66.56	263	57.7	0.50	600	*CONC*	0.013	434	1.54	1.61	60.47			
210 - Proposed Street	MH102	MH101	0.71	0.145	2.775	1.52	1.52	14.97	0.47	64.38	317	43.6	0.50	600	*CONC*	0.013	434	1.54	1.67	73.02			
211+215 - Warden Ave **(Controlled)**	MH101	OGS	0.76	0.202	2.977	1.67	1.67	15.44	0.03	62.83	321	3.0	1.00	525	*CONC*	0.013	430	1.99	2.17	74.64			
211+215 - Warden Ave **(Controlled)**	OGS	MH100	0.76	0.202	3.179	1.82	1.82	15.47	0.18	62.75	321	21.3	1.00	525	*CONC*	0.013	430	1.99	2.17	74.64			

Areas which Contribute 2-year Flows Use for sizing of Strom Sewer

Areas which Contribute 2-year Flows Use for sizing of Strom Sewer

Project: 685 Warden Avenue
Project No: 21013
Location: Scarborough, Toronto, Ontario

Catchbasin Inlet Capacity Table

Catchbasin Name	Drainage Area (ha)	Area Peak Flow[1)] (l/s)	Flow from Upstream (l/s)	Total Flows to CB (l/s)	Sag or Interceptor	Max. Spill (m)	CB Type	CB Inlet Capacity[2)] (l/s)	Flow Captured by CB (l/s)	Flow Not Captured by CB (l/s)	Capacity Check	Downstream Catchbasin
DCB2	0.060	52	0	52	Sag	0.11	Double	73	52	0	No spill	Spills to DCB1
DCB1	0.060	30	0	30	Sag	0.11	Double	72.6	29.6	0	No spill	Warden Ave Ex. CB
DCB3	0.038	19	0	19	Sag	0.14	Double	104	19	0	No spill	DCB1
DCB4	0.038	19	0	19	Sag	0.14	Double	104	19	0	No spill	DCB2
CB5	0.074	36	0	36	Interceptor	N/A	Single	22	22	15	Spills	DCB7
CB6	0.074	36	0	36	Interceptor	N/A	Single	22	22	15	Spills	DCB10
DCB7	0.098	48	15	63	Sag	0.09	Double	46	46	17	Spills	CB9
DCB8	0.098	48	15	63	Sag	0.09	Double	46	46	17	Spills	CB10
CB9	0.079	39	17	56	Interceptor	N/A	Single	33	33	22	Spills	CB11
CB10	0.079	39	17	56	Interceptor	N/A	Single	33	33	22	Spills	CB12
CB11	0.073	36	22	58	Interceptor	N/A	Single	35	35	23	Spills	DCB13
CB12	0.073	36	22	58	Interceptor	N/A	Single	35	35	23	Spills	DCB14
DCB13	0.041	44	23	67	Sag	0.10	Double	61	61	6	Spills	DCB14
DCB14	0.041	21	29	51	Sag	0.10	Double	61	51	0	No spill	Warden Ave Ex. CB
TOTAL	**0.766**	**403**						**748**	**502**			

[1)] - Area Flows are 100-year flows for areas internal to the site and 2-year flows for external areas in Warden Avenue. DCB2 Ext and DCB 13 EXT calculated with 2-year flows.
[2)]- Inlet capacities for catchbasins and double catchbasins in sag as per 66% of MTO Drainage Manual Design Chart 4.19. Inlet capacities for interceptor catchbasins estimated as 60% of total flows reaching CB.

Event:		100	years										
			DCB2 Ext	DCB2	DCB1	DCB3	DCB4	CB5	CB6	DCB7	DCB8	CB9	CB10	
ABC's:	a		21.8	59.7	59.7	59.7	59.7	59.7	59.7	59.7	59.7	59.7	59.7	
	b		0	0	0	0	0	0	0	0	0	0	0	
	c		0.78	0.8	0.8	0.8	0.8	0.8	0.8	0.8	0.8	0.8	0.8	
Time of Concentration:	t		10	10	10	10	10	10	10	10	10	10	10	min
Runoff Coefficient:	C		0.86	0.83	0.71	0.71	0.71	0.71	0.71	0.71	0.71	0.71	0.71	
Drainage Area	A		0.080	0.060	0.060	0.038	0.038	0.074	0.074	0.098	0.098	0.079	0.079	ha
Intensity 100 year [i=a/(t+b)^c]	I		88.19	250.32	250.32	250.32	250.32	250.32	250.32	250.32	250.32	250.32	250.32	mm/hr
100 year inflow [$Q=CI_{100year}A/360$]	Q (Contributing inflow m^3/s)		0.017	0.035	0.030	0.019	0.019	0.036	0.036	0.048	0.048	0.039	0.039	m^3/s
	Q (Contributing inflow l/s)		**17**	**35**	**30**	**19**	**19**	**36**	**36**	**48**	**48**	**39**	**39**	l/s

		CB11	CB12	DCB13 Ext	DCB13	DCB14
ABC's:	a	59.7	59.7	21.8	59.7	59.7
	b	0	0	0	0	0
	c	0.8	0.8	0.78	0.8	0.8
Time of Concentration:	t	10	10	10	10	10
Runoff Coefficient:	C	0.71	0.71	0.80	0.71	0.74
Drainage Area	A	0.073	0.073	0.120	0.041	0.041
Intensity 100 year [i=a/(t+b)^c]	i	250.32	250.32	88.19	250.32	250.32
100 year inflow [$Q=CI_{100year}A/360$]	Q (Contributing inflow m^3/s)	0.036	0.036	0.02	0.02	0.021
	Q (Contributing inflow l/s)	**36**	**36**	**24**	**20**	**21**

Design Chart 4.19: Inlet Capacity at Road Sag

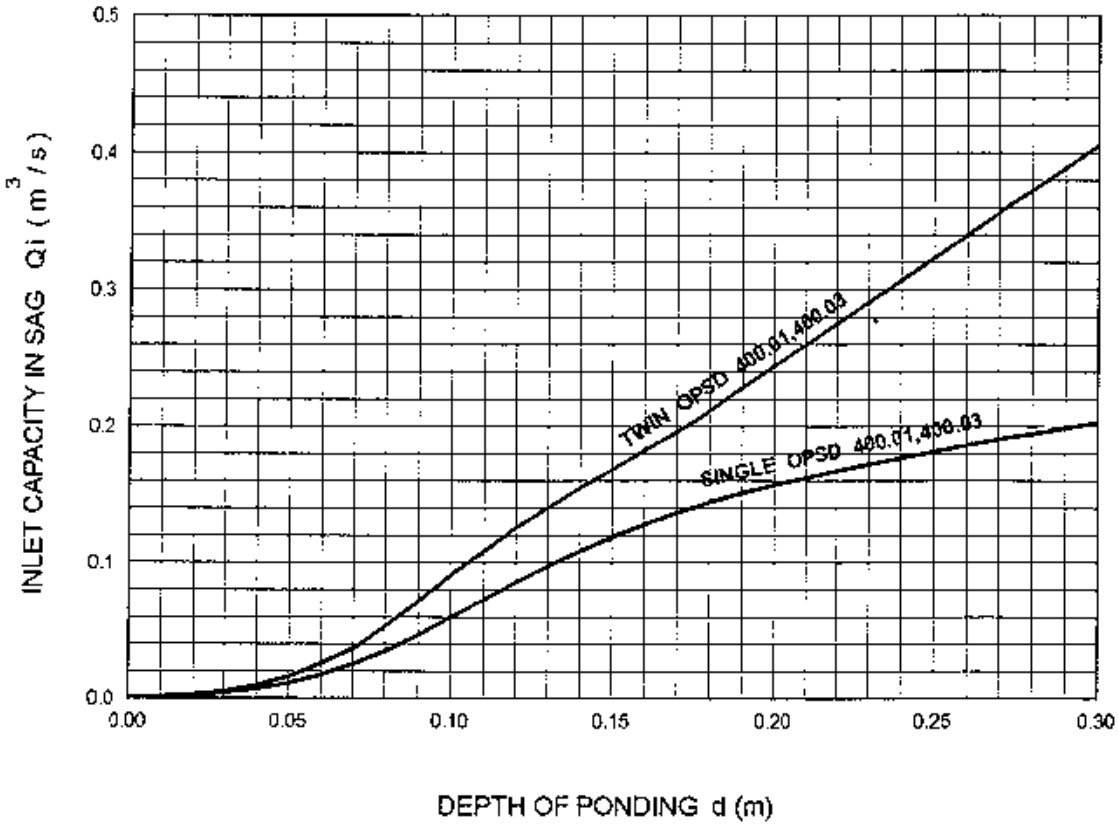

counterpoint engineering

Post-Development Storage Available Calculations

100-year Capture of north external areas of Warden Ave.

WL = 143.56

Storage Provided

Diameter (mm)	Area (m^2)	Length (m)	Volume (m^3)
200	0.031		0.0
250	0.049	0	0.0
300	0.071	0	0.0
375	0.110		0.0
450	0.159		0.0
525	0.216	77.9	16.9
600	0.283	180.8	51.1
675	0.358	0	0.0
750	0.442		0.0
825	0.535		0.0
900	0.636		0.0
1200	1.170		0.0
1500	1.820		0.0
1800	2.545		0.0
2.400 x 1.200 Box	2.860		0.0
		Total Volume	**68.0**

Parking Lot Storage

Event =	**100**	
Surface Area =	0	m^2
Depth =	0	m
Volume =	0	m^3

MH Storage

MH	Diameter (mm)	Area (m^2)	Depth (m)	Volume (m^3)
102	1200	1.131	1.02	1.2
103	1200	1.131	0.70	0.8
104	1200	1.131	0.27	0.3
105	1200	1.131	1.68	1.9
106	1200	1.131	1.59	1.8
107	1200	1.131	1.23	1.4
Total				**7.3**

Total underground pipe and MH's **75 m3**

Total Storage **75 m3**

SWM DESIGN CALCULATIONS
Water Balance Analysis Block 201

Project Name: 685 Warden Avenue
Municipality: City of Toronto
Project No.: 21013
Date: 28-Jun-21

Prepared by: R.K.

Last Revised: 28-Jun-21

Soil Type **Silty Loam**

Rainfall (mm) **840**

Land use	Area (ha)	Area (%)	Evapo-transpiration (mm/year)	Infiltration (mm/year)	Runoff (mm/year)	Runoff (%)
Landscape	0.03	6%	31	10	13	25%
Green Roof	0.04	8%	35	0	35	50%
Roof	0.17	33%	27	0	253	90%
Paved	0.26	52%	42	0	393	90%
Subtotal / Average	**0.495**	**100%**	**136**	**10**	**695**	**83%**
5mm Rainwater Harvesting Application	**0.00**	**0%**	**0**	* **275**	**(-275)**	**0%**
Total	**0.50**	**100%**	**136**	**284**	**420**	**50%**

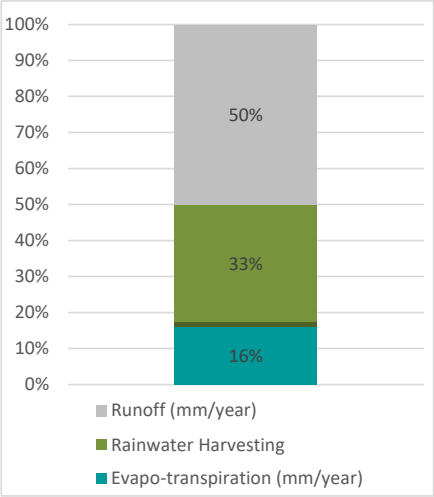

P:\Projects\2021\21013_Choice_685 Warden Avenue\Design\Design\Stormwater Management\Water Balance Calculations\[COUNTERPOINT SWM Water Balance Calculations Standard -City Table-3.xlsx]Park 212

Counterpoint Engineering Inc.
8395 Jane Street, Suite 100 Vaughan, Ontario L4K 5Y2
TEL: (905) 326-1404 FAX: (905) 326-1405
www.counterpointeng.com

SWM DESIGN CALCULATIONS
Water Balance Analysis Block 202

Project Name: 685 Warden Avenue
Municipality: City of Toronto
Project No.: 21013
Date: 28-Jun-21

Prepared by: R.K.

Last Revised: 28-Jun-21

Soil Type **Silty Loam**

Rainfall (mm) **840**

Land use	Area (ha)	Area (%)	Evapo-transpiration (mm/year)	Infiltration (mm/year)	Runoff (mm/year)	Runoff (%)
Landscape	0.02	5%	24	7	10	25%
Green Roof	0.03	10%	43	0	43	50%
Roof	0.12	41%	33	0	308	90%
Paved	0.14	44%	36	0	336	90%
Subtotal / Average	**0.305**	**100%**	**136**	**7**	**697**	**83%**
5mm Rainwater Harvesting Application	**0.00**	**0%**	**0**	**277**	**(-277)**	**0%**
Total	**0.31**	**100%**	**136**	**284**	**420**	**50%**

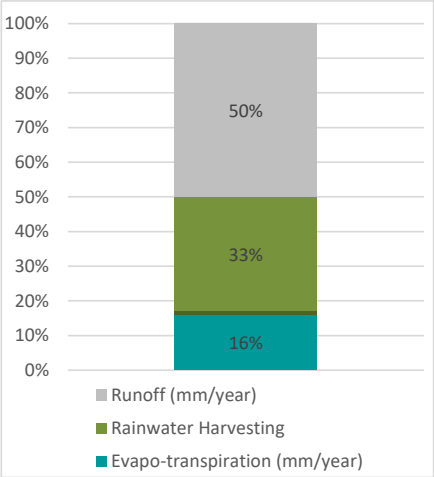

P:\Projects\2021\21013_Choice_685 Warden Avenue\Design\Design\Stormwater Management\Water Balance Calculations\[COUNTERPOINT SWM Water Balance Calculations Standard -City Table-3.xlsx]Park 212

Counterpoint Engineering Inc.
8395 Jane Street, Suite 100 Vaughan, Ontario L4K 5Y2
TEL: (905) 326-1404 FAX: (905) 326-1405
www.counterpointeng.com

SWM DESIGN CALCULATIONS
Water Balance Analysis Block 203

Project Name: 685 Warden Avenue
Municipality: City of Toronto
Project No.: 21013
Date: 28-Jun-21

Prepared by: R.K.

Last Revised: 28-Jun-21

Soil Type **Silty Loam**

Rainfall (mm) **840**

Land use	Area (ha)	Area (%)	Evapo-transpiration (mm/year)	Infiltration (mm/year)	Runoff (mm/year)	Runoff (%)
Landscape	0.01	3%	15	5	7	25%
Green Roof	0.04	12%	51	0	51	50%
Roof	0.15	48%	40	0	367	90%
Paved	0.11	36%	30	0	275	90%
Subtotal / Average	**0.306**	**100%**	**135**	**5**	**700**	**83%**
5mm Rainwater Harvesting Application	**0.00**	**0%**	**0**	**280**	**(-280)**	**0%**
Total	**0.31**	**100%**	**135**	**285**	**420**	**50%**

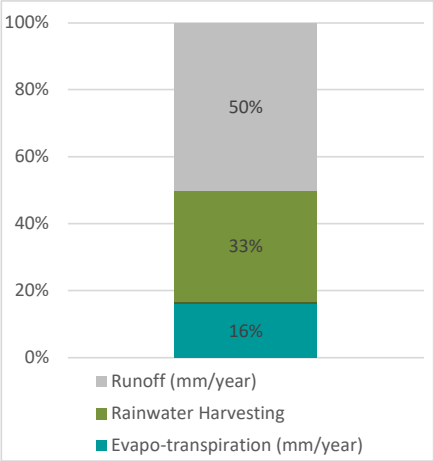

P:\Projects\2021\21013_Choice_685 Warden Avenue\Design\Design\Stormwater Management\Water Balance Calculations\[COUNTERPOINT SWM Water Balance Calculations Standard -City Table-3.xlsx]Park 212

Counterpoint Engineering Inc.
8395 Jane Street, Suite 100 Vaughan, Ontario L4K 5Y2
TEL: (905) 326-1404 FAX: (905) 326-1405
www.counterpointeng.com

SWM DESIGN CALCULATIONS
Water Balance Analysis Block 204

Project Name: 685 Warden Avenue
Municipality: City of Toronto
Project No.: 21013
Date: 28-Jun-21

Prepared by: R.K.

Last Revised: 28-Jun-21

Soil Type **Silty Loam**

Rainfall (mm) **840**

Land use	Area (ha)	Area (%)	Evapo-transpiration (mm/year)	Infiltration (mm/year)	Runoff (mm/year)	Runoff (%)
Landscape	0.03	6%	30	10	13	25%
Green Roof	0.04	8%	36	0	36	50%
Roof	0.17	34%	28	0	256	90%
Paved	0.26	51%	42	0	389	90%
Subtotal / Average	**0.497**	**100%**	**136**	**10**	**695**	**83%**
5mm Rainwater Harvesting Application	**0.00**	**0%**	**0**	**275**	**(-275)**	**0%**
Total	**0.50**	**100%**	**136**	**284**	**420**	**50%**

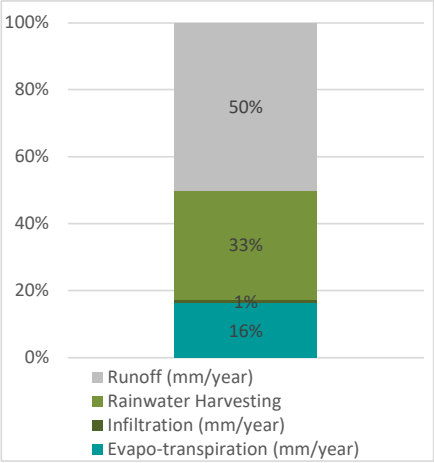

P:\Projects\2021\21013_Choice_685 Warden Avenue\Design\Design\Stormwater Management\Water Balance Calculations\[COUNTERPOINT SWM Water Balance Calculations Standard -City Table-3.xlsx]Park 212

Counterpoint Engineering Inc.
8395 Jane Street, Suite 100 Vaughan, Ontario L4K 5Y2
TEL: (905) 326-1404 FAX: (905) 326-1405
www.counterpointeng.com

SWM DESIGN CALCULATIONS
Water Balance Analysis Right of Ways All (ROW-205 to ROW-2011)

Project Name: 685 Warden Avenue
Municipality: City of Toronto
Project No.: 21013
Date: 28-Jun-21

Prepared by: R.K.

Last Revised: 28-Jun-21

Soil Type **Silty Loam**

Rainfall (mm) **840**

Land use	Area (ha)	Area (%)	Evapo-transpiration (mm/year)	Infiltration (mm/year)	Runoff (mm/year)	Runoff (%)
Landscape	0.28	30%	143	45	63	25%
Roof/Side-walk to Landscape/Biofilters	0.32	35%	147	0	147	50%
Roof	0.00	0%	0	0	0	0%
Paved	0.32	35%	29	0	266	90%
Subtotal / Average	**0.924**	**100%**	**319**	**45**	**476**	**57%**
Total	**0.92**	**100%**	**319**	**45**	**476**	**57%**

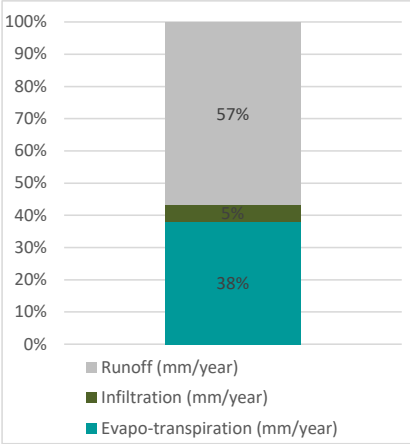

P:\Projects\2021\21013_Choice_685 Warden Avenue\Design\Design\Stormwater Management\Water Balance Calculations\[COUNTERPOINT SWM Water Balance Calculations Standard -City Table-3.xlsx]Park 212

Counterpoint Engineering Inc.
8395 Jane Street, Suite 100 Vaughan, Ontario L4K 5Y2
TEL: (905) 326-1404 FAX: (905) 326-1405
www.counterpointeng.com

SWM DESIGN CALCULATIONS
Water Balance Analysis Park (212)

Project Name: 685 Warden Avenue
Municipality: City of Toronto
Project No.: 21013
Date: 28-Jun-21

Prepared by: R.K.

Last Revised: 28-Jun-21

Soil Type **Silty Loam**

Rainfall (mm) **840**

Land use	Area (ha)	Area (%)	Evapo-transpiration (mm/year)	Infiltration (mm/year)	Runoff (mm/year)	Runoff (%)
Landscape	0.24	95%	455	143	199	25%
Roof/Side-walk to Landscape/Biofilters	0.013	5%	21	0	21	50%
Roof	0.00	0%	0	0	0	0%
Paved	0.00	0%	0	0	0	90%
Subtotal / Average	**0.25**	**100%**	**476**	**143**	**221**	**26%**
Total	**0.25**	**100%**	**476**	**143**	**221**	**26%**

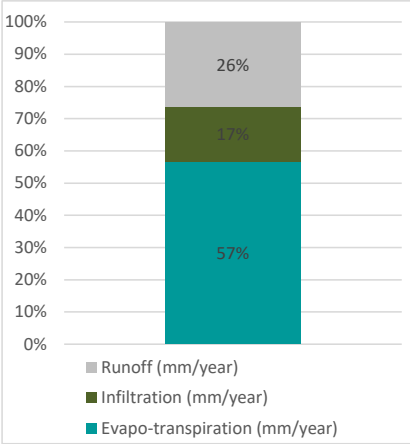

P:\Projects\2021\21013_Choice_685 Warden Avenue\Design\Design\Stormwater Management\Water Balance Calculations\[COUNTERPOINT SWM Water Balance Calculations Standard -City Table-3.xlsx]Park 212

Counterpoint Engineering Inc.
8395 Jane Street, Suite 100 Vaughan, Ontario L4K 5Y2
TEL: (905) 326-1404 FAX: (905) 326-1405
www.counterpointeng.com

SWM DESIGN CALCULATIONS
Water Balance Calculation Results Summary (Post-development)

Project Name: 685 Warden Avenue
Municipality: City of Toronto
Project No.: 21013
Date: 28-Jun-21

Prepared by: R.K.

Last Revised: 28-Jun-21

Rainfall (mm) **840**

Block	Area (ha)	Per Individual Site				Per 2.777ha Entire Site			
		Evapo-transpiration	Infiltration	LID Treatments for Water Balance	Runoff	Evapo-transpiration	Infiltration	LID Treatments for Water Balance	Runoff
201	0.495	16%	1%	33%	50%	2.9%	0.2%	5.8%	8.9%
202	0.305	16%	1%	33%	50%	1.8%	0.1%	3.6%	5.5%
203	0.306	16%	1%	33%	50%	1.8%	0.1%	3.7%	5.5%
204	0.497	16%	1%	33%	50%	2.9%	0.2%	5.9%	8.9%
Park	0.250	57%	17%	0%	26%	5.1%	1.5%	0.0%	2.4%
Right Of Ways (101 to EX203)	0.924	38%	5%	0%	57%	12.6%	1.8%	0.0%	18.8%
Sub-Total	**2.777**					**27%**	**4%**	**19%**	* **50%**

* Therefore, in overall the site is able to retain events up to5mm, which is equal to 50% of annual rainfall depth.

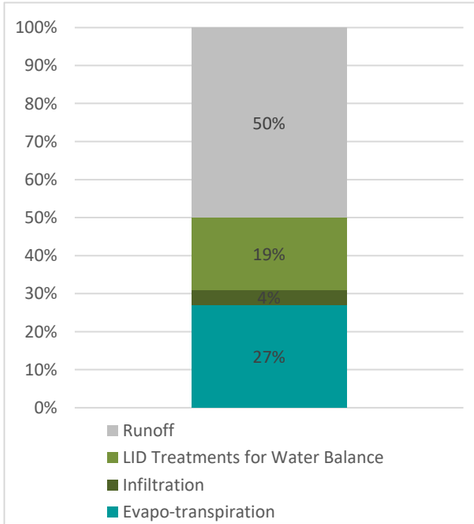

P:\Projects\2021\21013_Choice_685 Warden Avenue\Design\Design\Stormwater Management\Water Balance Calculations\[COUNTERPOINT SWM Water Balance Calculations Standard -City Table-3.xlsx]Post-development

Counterpoint Engineering Inc.
8395 Jane Street, Suite 100 Vaughan, Ontario L4K 5Y2
TEL: (905) 326-1404 FAX: (905) 326-1405
www.counterpointeng.com

SWM DESIGN CALCULATIONS
Table 4.2: Initial Abstraction Credit Summary Table (Post-development)

Project Name: 685 Warden Avenue
Municipality: City of Toronto
Project No.: 21013
Date: 28-Jun-21

Prepared by: R.K.

Last Revised: 28-Jun-21

Soil Type **Silty Loam**
Rainfall (mm) **840**

Block	Area (ha)	Initial Abstraction On-site Credits						Additional Initial Abstract Credit for Reuse or Infiltration Storage		Total Initial Abstraction Credit with Reuse / Infiltration Storage (mm)
		Landscape (5mm Credit)	Green Roof (5mm Credit)	Roof (1mm Credit)	Roof/Paved to Landscape (5mm Credit)	Paved (1mm Credit)	Total On-site Initial Abstraction Credit (mm)	Additional Reuse or Infiltration Storage (m^3)	Additional Reuse or Infiltration Storage (mm)	
201	0.495	6%	8%	33%	0%	52%	1.6	21	4.2	5.8
202	0.305	5%	10%	41%	0%	44%	1.6	13	4.3	5.9
203	0.306	3%	12%	48%	0%	36%	1.6	13	4.2	5.9
204	0.497	6%	8%	34%	0%	51%	1.6	21	4.2	5.8
3A-Park	0.250	95%	5%	0%	0%	0%	5.0	0	0.0	5.0
Right Of Ways (101 to EX203)	0.924	30%	0%	0%	35%	35%	3.6	0	0.0	3.6
Sub-Total	**2.777**							**68**		**5.0**

Counterpoint Engineering Inc.
8395 Jane Street, Suite 100 Vaughan, Ontario L4K 5Y2
TEL: (905) 326-1404 FAX: (905) 326-1405
www.counterpointeng.com

counterpoint ENGINEERING

SWM DESIGN CALCULATIONS
2-Year @RC=0.5 Flow Rate Calculations - Entire Site

Project Name: 685 Warden Avenue
Municipality: City of Toronto
Project No.: 21013
Date: 28-Jun-21

Prepared by: R.K.
Last Revised: 28-Jun-21

Rainfall Data

Location:	Scarborough, Toronto	a	21.8
Event	2-year	b	0
		c	0.78

Site Data

Area (ha)	2.63
Runoff Coefficient	0.5
AC	1.32
Tc (min)	10
Rainfall Intensity (mm/hr)	88
Rational Flow Rate (l/s)	322

The Rational Equation:

$$Q = \frac{(C)(i)(A)}{360}$$

where,

Q = the design flow (m^3/s)
C = the site specific runoff coefficient
A = the drainage area (ha)
i = rainfall intensity (mm/hr)

Counterpoint Engineering Inc.
8395 Jane Street, Suite 100 Vaughan, Ontario L4K 5Y2
TEL: (905) 326-1404 FAX: (905) 326-1405
www.counterpointeng.com

counterpoint ENGINEERING

SWM DESIGN CALCULATIONS
2-Year @RC=0.5 Flow Rate Calculations - Block 201

Project Name: 685 Warden Avenue
Municipality: City of Toronto
Project No.: 21013
Date: 28-Jun-21

Prepared by: R.K.
Last Revised: 28-Jun-21

Rainfall Data

Location:	Scarborough, Toronto	a	21.8
Event	2-year	b	0
		c	0.78

Site Data

Area (ha)	0.495
Runoff Coefficient	0.5
AC	0.25
Tc (min)	10
Rainfall Intensity (mm/hr)	88
Rational Flow Rate (l/s)	61

The Rational Equation:

$$Q = \frac{(C)(i)(A)}{360}$$

where,

Q = the design flow (m^3/s)
C = the site specific runoff coefficient
A = the drainage area (ha)
i = rainfall intensity (mm/hr)

Counterpoint Engineering Inc.
8395 Jane Street, Suite 100 Vaughan, Ontario L4K 5Y2
TEL: (905) 326-1404 FAX: (905) 326-1405
www.counterpointeng.com

counterpoint ENGINEERING

SWM DESIGN CALCULATIONS
2-Year @RC=0.5 Flow Rate Calculations - Block 202

Project Name: 685 Warden Avenue
Municipality: City of Toronto
Project No.: 21013
Date: 28-Jun-21

Prepared by: R.K.
Last Revised: 28-Jun-21

Rainfall Data

Location:	Scarborough, Toronto	a	21.8
Event	2-year	b	0
		c	0.78

Site Data

Area (ha)	0.305
Runoff Coefficient	0.5
AC	0.15
Tc (min)	10
Rainfall Intensity (mm/hr)	88
Rational Flow Rate (l/s)	37

The Rational Equation:

$$Q = \frac{(C)(i)(A)}{360}$$

where,

Q = the design flow (m^3/s)
C = the site specific runoff coefficient
A = the drainage area (ha)
i = rainfall intensity (mm/hr)

Counterpoint Engineering Inc.
8395 Jane Street, Suite 100 Vaughan, Ontario L4K 5Y2
TEL: (905) 326-1404 FAX: (905) 326-1405
www.counterpointeng.com

counterpoint ENGINEERING

SWM DESIGN CALCULATIONS
2-Year @RC=0.5 Flow Rate Calculations - Block 203

Project Name: 685 Warden Avenue
Municipality: City of Toronto
Project No.: 21013
Date: 28-Jun-21

Prepared by: R.K.
Last Revised: 28-Jun-21

Rainfall Data

Location:	Scarborough, Toronto	a	21.8
Event	2-year	b	0
		c	0.78

Site Data

Area (ha)	0.306
Runoff Coefficient	0.5
AC	0.15
Tc (min)	10
Rainfall Intensity (mm/hr)	88
Rational Flow Rate (l/s)	38

The Rational Equation:

$$Q = \frac{(C)(i)(A)}{360}$$

where,

Q = the design flow (m^3/s)
C = the site specific runoff coefficient
A = the drainage area (ha)
i = rainfall intensity (mm/hr)

Counterpoint Engineering Inc.
8395 Jane Street, Suite 100 Vaughan, Ontario L4K 5Y2
TEL: (905) 326-1404 FAX: (905) 326-1405
www.counterpointeng.com

counterpoint ENGINEERING

SWM DESIGN CALCULATIONS
2-Year @RC=0.5 Flow Rate Calculations - Block 204

Project Name: 685 Warden Avenue
Municipality: City of Toronto
Project No.: 21013
Date: 28-Jun-21

Prepared by: R.K.
Last Revised: 28-Jun-21

Rainfall Data

Location:	Scarborough, Toronto	a	21.8
Event	2-year	b	0
		c	0.78

Site Data

Area (ha)	0.497
Runoff Coefficient	0.5
AC	0.25
Tc (min)	10
Rainfall Intensity (mm/hr)	88
Rational Flow Rate (l/s)	61

The Rational Equation:

$$Q = \frac{(C)(i)(A)}{360}$$

where,

Q = the design flow (m^3/s)
C = the site specific runoff coefficient
A = the drainage area (ha)
i = rainfall intensity (mm/hr)

Counterpoint Engineering Inc.
8395 Jane Street, Suite 100 Vaughan, Ontario L4K 5Y2
TEL: (905) 326-1404 FAX: (905) 326-1405
www.counterpointeng.com

SWM DESIGN CALCULATIONS
Orifice Calculations (On the Proposed Wall whitin MH101)

Project Name: 685 Warden Avenue
Municipality: City of Toronto
Project No.: 21013
Date: 28-Jun-21

Prepared by: R.K.
Last Revised: 28-Jun-21

Orifice Characteristics

Orifice Diameter (mm)	305
C_d	0.6
Orifice Invert Elevation (m)	140.67
Storm Ponding HGL (m)	143.56
Downstream Tailwater (m)	140.67
Head on Orifice (m)	2.74
Flow from Orifice (m^3/s)	**0.321**
Erosion Control Release Flow (m^3/s)	0.322

Orifice Equation:

$$Q = C_d x A x (2gH)^{0.5}$$

where:
Q =flow rate (m3/s)
H = head on the weir (m)
A =area of orifice (m^2)

g=9.81 (m/s^2) gravity
C_d = coefficient of discharge
C_d = 0.6 for Sharp Orifice
C_d = 0.8 for Tube Orifice

Counterpoint Engineering Inc.
8395 Jane Street, Suite 100 Vaughan, Ontario L4K 5Y2
TEL: (905) 326-1404 FAX: (905) 326-1405
www.counterpointeng.com

Pre-development VO6 Model Schematic

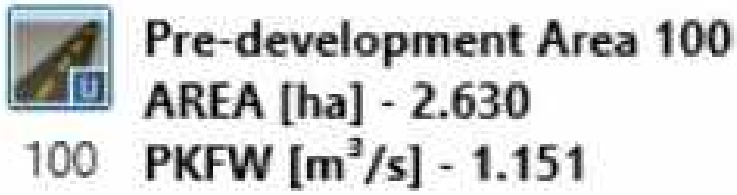

VO6 Model Output Pre-development Condition

```
==================================================================================
========================

       V    V   I    SSSSS  U   U    A    L              (v 6.1.2003)
       V    V   I    SS     U   U   A A   L
        V  V    I     SS    U   U  AAAAA  L
        V  V    I      SS   U   U  A   A  L
         VV     I    SSSSS  UUUUU  A   A  LLLLL

        OOO   TTTTT  TTTTT  H   H  Y   Y  M   M   OOO    TM
       O   O    T      T    H   H   Y Y   MM MM  O   O
       O   O    T      T    H   H    Y    M   M  O   O
        OOO     T      T    H   H    Y    M   M   OOO
Developed and Distributed by Smart City Water Inc
Copyright 2007 - 2020 Smart City Water Inc
All rights reserved.


                  *****  D E T A I L E D   O U T P U T *****


  Input   filename: C:\Program Files (x86)\Visual OTTHYMO 6.1\VO2\voin.dat

  Output  filename:
C:\Users\rkazemi\AppData\Local\Civica\VH5\07828278-883c-48e2-8028-0ef9546d84d4\4d24
70ab-4ef2-4fb6-92b4-679d81cb8c55\scen
  Summary filename:
C:\Users\rkazemi\AppData\Local\Civica\VH5\07828278-883c-48e2-8028-0ef9546d84d4\4d24
70ab-4ef2-4fb6-92b4-679d81cb8c55\scen


DATE: 06-28-2021                           TIME: 04:59:58

USER: Reza Kazemi



COMMENTS: Pre-development 2-100 Year SCS-II Storm Storms Runs


----------------------------------------------------------------------------------
------------------------
  ************************************************
  ** SIMULATION : Run 01                        **
  ************************************************
```

VO6 Model Output Pre-development Condition

```
--------------------
|    READ STORM    |    Filename: C:\Users\rkazemi\AppD
|                  |              ata\Local\Temp\
|                  |              d21fa1a8-cf8d-4ca7-86c4-3ea060db57a6\1a00aea2
| Ptotal= 38.04 mm |    Comments: 2-Year SCS-II Storm City of Toronto_NEW
--------------------
```

TIME hrs	RAIN mm/hr	TIME hrs	RAIN mm/hr	TIME hrs	RAIN mm/hr	TIME hrs	RAIN mm/hr
0.08	0.94	3.08	1.51	6.08	6.78	9.08	1.32
0.17	0.94	3.17	1.51	6.17	6.78	9.17	1.32
0.25	0.94	3.25	1.51	6.25	6.78	9.25	1.32
0.33	0.94	3.33	1.51	6.33	6.78	9.33	1.32
0.42	0.94	3.42	1.51	6.42	6.78	9.42	1.32
0.50	0.94	3.50	1.51	6.50	6.78	9.50	1.32
0.58	0.94	3.58	1.51	6.58	3.01	9.58	1.32
0.67	0.94	3.67	1.51	6.67	3.01	9.67	1.32
0.75	0.94	3.75	1.51	6.75	3.01	9.75	1.32
0.83	0.94	3.83	1.51	6.83	3.01	9.83	1.32
0.92	0.94	3.92	1.51	6.92	3.01	9.92	1.32
1.00	0.94	4.00	1.51	7.00	3.01	10.00	1.32
1.08	0.94	4.08	2.26	7.08	3.01	10.08	0.75
1.17	0.94	4.17	2.26	7.17	3.01	10.17	0.75
1.25	0.94	4.25	2.26	7.25	3.01	10.25	0.75
1.33	0.94	4.33	2.26	7.33	3.01	10.33	0.75
1.42	0.94	4.42	2.26	7.42	3.01	10.42	0.75
1.50	0.94	4.50	2.26	7.50	3.01	10.50	0.75
1.58	0.94	4.58	3.01	7.58	2.26	10.58	0.75
1.67	0.94	4.67	3.01	7.67	2.26	10.67	0.75
1.75	0.94	4.75	3.01	7.75	2.26	10.75	0.75
1.83	0.94	4.83	3.01	7.83	2.26	10.83	0.75
1.92	0.94	4.92	3.01	7.92	2.26	10.92	0.75
2.00	0.94	5.00	3.01	8.00	2.26	11.00	0.75
2.08	1.13	5.08	4.52	8.08	1.32	11.08	0.75
2.17	1.13	5.17	4.52	8.17	1.32	11.17	0.75
2.25	1.13	5.25	4.52	8.25	1.32	11.25	0.75
2.33	1.13	5.33	4.52	8.33	1.32	11.33	0.75
2.42	1.13	5.42	4.52	8.42	1.32	11.42	0.75
2.50	1.13	5.50	4.52	8.50	1.32	11.50	0.75
2.58	1.13	5.58	18.08	8.58	1.32	11.58	0.75
2.67	1.13	5.67	18.08	8.67	1.32	11.67	0.75
2.75	1.13	5.75	18.08	8.75	1.32	11.75	0.75
2.83	1.13	5.83	43.28	8.83	1.32	11.83	0.75
2.92	1.13	5.92	74.31	8.92	1.32	11.92	0.75
3.00	1.13	6.00	31.54	9.00	1.32	12.00	0.75

VO6 Model Output Pre-development Condition

```
--------------------
| CALIB            |
| STANDHYD (  0100)|   Area    (ha)=   2.63
|ID= 1 DT= 1.0 min |   Total Imp(%)=  84.00   Dir. Conn.(%)=  84.00
--------------------
                              IMPERVIOUS    PERVIOUS (i)
     Surface Area     (ha)=       2.21         0.42
     Dep. Storage     (mm)=       1.00         5.00
     Average Slope     (%)=       1.00         2.00
     Length            (m)=     132.41        40.00
     Mannings n           =      0.013        0.250

         NOTE:  RAINFALL WAS TRANSFORMED TO   1.0 MIN. TIME STEP.
```

---- TRANSFORMED HYETOGRAPH ----

TIME hrs	RAIN mm/hr	TIME hrs	RAIN mm/hr	TIME hrs	RAIN mm/hr	TIME hrs	RAIN mm/hr
0.017	0.94	3.017	1.51	6.017	6.78	9.02	1.32
0.033	0.94	3.033	1.51	6.033	6.78	9.03	1.32
0.050	0.94	3.050	1.51	6.050	6.78	9.05	1.32
0.067	0.94	3.067	1.51	6.067	6.78	9.07	1.32
0.083	0.94	3.083	1.51	6.083	6.78	9.08	1.32
0.100	0.94	3.100	1.51	6.100	6.78	9.10	1.32
0.117	0.94	3.117	1.51	6.117	6.78	9.12	1.32
0.133	0.94	3.133	1.51	6.133	6.78	9.13	1.32
0.150	0.94	3.150	1.51	6.150	6.78	9.15	1.32
0.167	0.94	3.167	1.51	6.167	6.78	9.17	1.32
0.183	0.94	3.183	1.51	6.183	6.78	9.18	1.32
0.200	0.94	3.200	1.51	6.200	6.78	9.20	1.32
0.217	0.94	3.217	1.51	6.217	6.78	9.22	1.32
0.233	0.94	3.233	1.51	6.233	6.78	9.23	1.32
0.250	0.94	3.250	1.51	6.250	6.78	9.25	1.32
0.267	0.94	3.267	1.51	6.267	6.78	9.27	1.32
0.283	0.94	3.283	1.51	6.283	6.78	9.28	1.32
0.300	0.94	3.300	1.51	6.300	6.78	9.30	1.32
0.317	0.94	3.317	1.51	6.317	6.78	9.32	1.32
0.333	0.94	3.333	1.51	6.333	6.78	9.33	1.32
0.350	0.94	3.350	1.51	6.350	6.78	9.35	1.32
0.367	0.94	3.367	1.51	6.367	6.78	9.37	1.32
0.383	0.94	3.383	1.51	6.383	6.78	9.38	1.32
0.400	0.94	3.400	1.51	6.400	6.78	9.40	1.32
0.417	0.94	3.417	1.51	6.417	6.78	9.42	1.32
0.433	0.94	3.433	1.51	6.433	6.78	9.43	1.32
0.450	0.94	3.450	1.51	6.450	6.78	9.45	1.32
0.467	0.94	3.467	1.51	6.467	6.78	9.47	1.32
0.483	0.94	3.483	1.51	6.483	6.78	9.48	1.32

VO6 Model Output Pre-development Condition

0.500	0.94	3.500	1.51	6.500	6.77	9.50	1.32
0.517	0.94	3.517	1.51	6.517	3.01	9.52	1.32
0.533	0.94	3.533	1.51	6.533	3.01	9.53	1.32
0.550	0.94	3.550	1.51	6.550	3.01	9.55	1.32
0.567	0.94	3.567	1.51	6.567	3.01	9.57	1.32
0.583	0.94	3.583	1.51	6.583	3.01	9.58	1.32
0.600	0.94	3.600	1.51	6.600	3.01	9.60	1.32
0.617	0.94	3.617	1.51	6.617	3.01	9.62	1.32
0.633	0.94	3.633	1.51	6.633	3.01	9.63	1.32
0.650	0.94	3.650	1.51	6.650	3.01	9.65	1.32
0.667	0.94	3.667	1.51	6.667	3.01	9.67	1.32
0.683	0.94	3.683	1.51	6.683	3.01	9.68	1.32
0.700	0.94	3.700	1.51	6.700	3.01	9.70	1.32
0.717	0.94	3.717	1.51	6.717	3.01	9.72	1.32
0.733	0.94	3.733	1.51	6.733	3.01	9.73	1.32
0.750	0.94	3.750	1.51	6.750	3.01	9.75	1.32
0.767	0.94	3.767	1.51	6.767	3.01	9.77	1.32
0.783	0.94	3.783	1.51	6.783	3.01	9.78	1.32
0.800	0.94	3.800	1.51	6.800	3.01	9.80	1.32
0.817	0.94	3.817	1.51	6.817	3.01	9.82	1.32
0.833	0.94	3.833	1.51	6.833	3.01	9.83	1.32
0.850	0.94	3.850	1.51	6.850	3.01	9.85	1.32
0.867	0.94	3.867	1.51	6.867	3.01	9.87	1.32
0.883	0.94	3.883	1.51	6.883	3.01	9.88	1.32
0.900	0.94	3.900	1.51	6.900	3.01	9.90	1.32
0.917	0.94	3.917	1.51	6.917	3.01	9.92	1.32
0.933	0.94	3.933	1.51	6.933	3.01	9.93	1.32
0.950	0.94	3.950	1.51	6.950	3.01	9.95	1.32
0.967	0.94	3.967	1.51	6.967	3.01	9.97	1.32
0.983	0.94	3.983	1.51	6.983	3.01	9.98	1.32
1.000	0.94	4.000	1.51	7.000	3.01	10.00	1.32
1.017	0.94	4.017	2.26	7.017	3.01	10.02	0.75
1.033	0.94	4.033	2.26	7.033	3.01	10.03	0.75
1.050	0.94	4.050	2.26	7.050	3.01	10.05	0.75
1.067	0.94	4.067	2.26	7.067	3.01	10.07	0.75
1.083	0.94	4.083	2.26	7.083	3.01	10.08	0.75
1.100	0.94	4.100	2.26	7.100	3.01	10.10	0.75
1.117	0.94	4.117	2.26	7.117	3.01	10.12	0.75
1.133	0.94	4.133	2.26	7.133	3.01	10.13	0.75
1.150	0.94	4.150	2.26	7.150	3.01	10.15	0.75
1.167	0.94	4.167	2.26	7.167	3.01	10.17	0.75
1.183	0.94	4.183	2.26	7.183	3.01	10.18	0.75
1.200	0.94	4.200	2.26	7.200	3.01	10.20	0.75
1.217	0.94	4.217	2.26	7.217	3.01	10.22	0.75
1.233	0.94	4.233	2.26	7.233	3.01	10.23	0.75
1.250	0.94	4.250	2.26	7.250	3.01	10.25	0.75
1.267	0.94	4.267	2.26	7.267	3.01	10.27	0.75

VO6 Model Output Pre-development Condition

1.283	0.94	4.283	2.26	7.283	3.01	10.28	0.75
1.300	0.94	4.300	2.26	7.300	3.01	10.30	0.75
1.317	0.94	4.317	2.26	7.317	3.01	10.32	0.75
1.333	0.94	4.333	2.26	7.333	3.01	10.33	0.75
1.350	0.94	4.350	2.26	7.350	3.01	10.35	0.75
1.367	0.94	4.367	2.26	7.367	3.01	10.37	0.75
1.383	0.94	4.383	2.26	7.383	3.01	10.38	0.75
1.400	0.94	4.400	2.26	7.400	3.01	10.40	0.75
1.417	0.94	4.417	2.26	7.417	3.01	10.42	0.75
1.433	0.94	4.433	2.26	7.433	3.01	10.43	0.75
1.450	0.94	4.450	2.26	7.450	3.01	10.45	0.75
1.467	0.94	4.467	2.26	7.467	3.01	10.47	0.75
1.483	0.94	4.483	2.26	7.483	3.01	10.48	0.75
1.500	0.94	4.500	2.26	7.500	3.01	10.50	0.75
1.517	0.94	4.517	3.01	7.517	2.26	10.52	0.75
1.533	0.94	4.533	3.01	7.533	2.26	10.53	0.75
1.550	0.94	4.550	3.01	7.550	2.26	10.55	0.75
1.567	0.94	4.567	3.01	7.567	2.26	10.57	0.75
1.583	0.94	4.583	3.01	7.583	2.26	10.58	0.75
1.600	0.94	4.600	3.01	7.600	2.26	10.60	0.75
1.617	0.94	4.617	3.01	7.617	2.26	10.62	0.75
1.633	0.94	4.633	3.01	7.633	2.26	10.63	0.75
1.650	0.94	4.650	3.01	7.650	2.26	10.65	0.75
1.667	0.94	4.667	3.01	7.667	2.26	10.67	0.75
1.683	0.94	4.683	3.01	7.683	2.26	10.68	0.75
1.700	0.94	4.700	3.01	7.700	2.26	10.70	0.75
1.717	0.94	4.717	3.01	7.717	2.26	10.72	0.75
1.733	0.94	4.733	3.01	7.733	2.26	10.73	0.75
1.750	0.94	4.750	3.01	7.750	2.26	10.75	0.75
1.767	0.94	4.767	3.01	7.767	2.26	10.77	0.75
1.783	0.94	4.783	3.01	7.783	2.26	10.78	0.75
1.800	0.94	4.800	3.01	7.800	2.26	10.80	0.75
1.817	0.94	4.817	3.01	7.817	2.26	10.82	0.75
1.833	0.94	4.833	3.01	7.833	2.26	10.83	0.75
1.850	0.94	4.850	3.01	7.850	2.26	10.85	0.75
1.867	0.94	4.867	3.01	7.867	2.26	10.87	0.75
1.883	0.94	4.883	3.01	7.883	2.26	10.88	0.75
1.900	0.94	4.900	3.01	7.900	2.26	10.90	0.75
1.917	0.94	4.917	3.01	7.917	2.26	10.92	0.75
1.933	0.94	4.933	3.01	7.933	2.26	10.93	0.75
1.950	0.94	4.950	3.01	7.950	2.26	10.95	0.75
1.967	0.94	4.967	3.01	7.967	2.26	10.97	0.75
1.983	0.94	4.983	3.01	7.983	2.26	10.98	0.75
2.000	0.94	5.000	3.01	8.000	2.26	11.00	0.75
2.017	1.13	5.017	4.52	8.017	1.32	11.02	0.75
2.033	1.13	5.033	4.52	8.033	1.32	11.03	0.75
2.050	1.13	5.050	4.52	8.050	1.32	11.05	0.75

VO6 Model Output Pre-development Condition

2.067	1.13	5.067	4.52	8.067	1.32	11.07	0.75
2.083	1.13	5.083	4.52	8.083	1.32	11.08	0.75
2.100	1.13	5.100	4.52	8.100	1.32	11.10	0.75
2.117	1.13	5.117	4.52	8.117	1.32	11.12	0.75
2.133	1.13	5.133	4.52	8.133	1.32	11.13	0.75
2.150	1.13	5.150	4.52	8.150	1.32	11.15	0.75
2.167	1.13	5.167	4.52	8.167	1.32	11.17	0.75
2.183	1.13	5.183	4.52	8.183	1.32	11.18	0.75
2.200	1.13	5.200	4.52	8.200	1.32	11.20	0.75
2.217	1.13	5.217	4.52	8.217	1.32	11.22	0.75
2.233	1.13	5.233	4.52	8.233	1.32	11.23	0.75
2.250	1.13	5.250	4.52	8.250	1.32	11.25	0.75
2.267	1.13	5.267	4.52	8.267	1.32	11.27	0.75
2.283	1.13	5.283	4.52	8.283	1.32	11.28	0.75
2.300	1.13	5.300	4.52	8.300	1.32	11.30	0.75
2.317	1.13	5.317	4.52	8.317	1.32	11.32	0.75
2.333	1.13	5.333	4.52	8.333	1.32	11.33	0.75
2.350	1.13	5.350	4.52	8.350	1.32	11.35	0.75
2.367	1.13	5.367	4.52	8.367	1.32	11.37	0.75
2.383	1.13	5.383	4.52	8.383	1.32	11.38	0.75
2.400	1.13	5.400	4.52	8.400	1.32	11.40	0.75
2.417	1.13	5.417	4.52	8.417	1.32	11.42	0.75
2.433	1.13	5.433	4.52	8.433	1.32	11.43	0.75
2.450	1.13	5.450	4.52	8.450	1.32	11.45	0.75
2.467	1.13	5.467	4.52	8.467	1.32	11.47	0.75
2.483	1.13	5.483	4.52	8.483	1.32	11.48	0.75
2.500	1.13	5.500	4.53	8.500	1.32	11.50	0.75
2.517	1.13	5.517	18.08	8.517	1.32	11.52	0.75
2.533	1.13	5.533	18.08	8.533	1.32	11.53	0.75
2.550	1.13	5.550	18.08	8.550	1.32	11.55	0.75
2.567	1.13	5.567	18.08	8.567	1.32	11.57	0.75
2.583	1.13	5.583	18.08	8.583	1.32	11.58	0.75
2.600	1.13	5.600	18.08	8.600	1.32	11.60	0.75
2.617	1.13	5.617	18.08	8.617	1.32	11.62	0.75
2.633	1.13	5.633	18.08	8.633	1.32	11.63	0.75
2.650	1.13	5.650	18.08	8.650	1.32	11.65	0.75
2.667	1.13	5.667	18.08	8.667	1.32	11.67	0.75
2.683	1.13	5.683	18.08	8.683	1.32	11.68	0.75
2.700	1.13	5.700	18.08	8.700	1.32	11.70	0.75
2.717	1.13	5.717	18.08	8.717	1.32	11.72	0.75
2.733	1.13	5.733	18.08	8.733	1.32	11.73	0.75
2.750	1.13	5.750	18.11	8.750	1.32	11.75	0.75
2.767	1.13	5.767	43.28	8.767	1.32	11.77	0.75
2.783	1.13	5.783	43.28	8.783	1.32	11.78	0.75
2.800	1.13	5.800	43.28	8.800	1.32	11.80	0.75
2.817	1.13	5.817	43.28	8.817	1.32	11.82	0.75
2.833	1.13	5.833	43.32	8.833	1.32	11.83	0.75

VO6 Model Output Pre-development Condition

2.850	1.13	5.850	74.31	8.850	1.32	11.85	0.75
2.867	1.13	5.867	74.31	8.867	1.32	11.87	0.75
2.883	1.13	5.883	74.31	8.883	1.32	11.88	0.75
2.900	1.13	5.900	74.31	8.900	1.32	11.90	0.75
2.917	1.13	5.917	74.26	8.917	1.32	11.92	0.75
2.933	1.13	5.933	31.54	8.933	1.32	11.93	0.75
2.950	1.13	5.950	31.54	8.950	1.32	11.95	0.75
2.967	1.13	5.967	31.54	8.967	1.32	11.97	0.75
2.983	1.13	5.983	31.54	8.983	1.32	11.98	0.75
3.000	1.13	6.000	31.51	9.000	1.32	12.00	0.75

```
     Max.Eff.Inten.(mm/hr)=      74.30        27.47
                over (min)        5.00         8.00
     Storage Coeff.  (min)=       3.40 (ii)    7.50 (ii)
     Unit Hyd. Tpeak (min)=       5.00         8.00
     Unit Hyd. peak  (cms)=       0.29         0.15
                                                          *TOTALS*
     PEAK FLOW       (cms)=       0.37         0.03          0.388 (iii)
     TIME TO PEAK    (hrs)=       5.95         6.02           5.95
     RUNOFF VOLUME    (mm)=      37.03        15.37          33.57
     TOTAL RAINFALL   (mm)=      38.04        38.04          38.04
     RUNOFF COEFFICIENT   =       0.97         0.40           0.88


       (i) CN PROCEDURE SELECTED FOR PERVIOUS LOSSES:
            CN*  =  87.0    Ia = Dep. Storage  (Above)
      (ii) TIME STEP (DT) SHOULD BE SMALLER OR EQUAL
           THAN THE STORAGE COEFFICIENT.
     (iii) PEAK FLOW DOES NOT INCLUDE BASEFLOW IF ANY.

--------------------------------------------------------------------------------
--------------------
| CALIB            |
| STANDHYD (  0001)|   Area    (ha)=   2.63
|ID= 1 DT= 1.0 min |   Total Imp(%)=  84.00   Dir. Conn.(%)=  84.00
--------------------
                              IMPERVIOUS    PERVIOUS (i)
     Surface Area     (ha)=       2.21         0.42
     Dep. Storage     (mm)=       1.00         5.00
     Average Slope     (%)=       1.00         2.00
     Length            (m)=     132.41        40.00
     Mannings n           =      0.013        0.250

         NOTE:  RAINFALL WAS TRANSFORMED TO   1.0 MIN. TIME STEP.


                              ---- TRANSFORMED HYETOGRAPH ----
```

VO6 Model Output Pre-development Condition

TIME hrs	RAIN mm/hr	TIME hrs	RAIN mm/hr	TIME hrs	RAIN mm/hr	TIME hrs	RAIN mm/hr
0.017	0.94	3.017	1.51	6.017	6.78	9.02	1.32
0.033	0.94	3.033	1.51	6.033	6.78	9.03	1.32
0.050	0.94	3.050	1.51	6.050	6.78	9.05	1.32
0.067	0.94	3.067	1.51	6.067	6.78	9.07	1.32
0.083	0.94	3.083	1.51	6.083	6.78	9.08	1.32
0.100	0.94	3.100	1.51	6.100	6.78	9.10	1.32
0.117	0.94	3.117	1.51	6.117	6.78	9.12	1.32
0.133	0.94	3.133	1.51	6.133	6.78	9.13	1.32
0.150	0.94	3.150	1.51	6.150	6.78	9.15	1.32
0.167	0.94	3.167	1.51	6.167	6.78	9.17	1.32
0.183	0.94	3.183	1.51	6.183	6.78	9.18	1.32
0.200	0.94	3.200	1.51	6.200	6.78	9.20	1.32
0.217	0.94	3.217	1.51	6.217	6.78	9.22	1.32
0.233	0.94	3.233	1.51	6.233	6.78	9.23	1.32
0.250	0.94	3.250	1.51	6.250	6.78	9.25	1.32
0.267	0.94	3.267	1.51	6.267	6.78	9.27	1.32
0.283	0.94	3.283	1.51	6.283	6.78	9.28	1.32
0.300	0.94	3.300	1.51	6.300	6.78	9.30	1.32
0.317	0.94	3.317	1.51	6.317	6.78	9.32	1.32
0.333	0.94	3.333	1.51	6.333	6.78	9.33	1.32
0.350	0.94	3.350	1.51	6.350	6.78	9.35	1.32
0.367	0.94	3.367	1.51	6.367	6.78	9.37	1.32
0.383	0.94	3.383	1.51	6.383	6.78	9.38	1.32
0.400	0.94	3.400	1.51	6.400	6.78	9.40	1.32
0.417	0.94	3.417	1.51	6.417	6.78	9.42	1.32
0.433	0.94	3.433	1.51	6.433	6.78	9.43	1.32
0.450	0.94	3.450	1.51	6.450	6.78	9.45	1.32
0.467	0.94	3.467	1.51	6.467	6.78	9.47	1.32
0.483	0.94	3.483	1.51	6.483	6.78	9.48	1.32
0.500	0.94	3.500	1.51	6.500	6.77	9.50	1.32
0.517	0.94	3.517	1.51	6.517	3.01	9.52	1.32
0.533	0.94	3.533	1.51	6.533	3.01	9.53	1.32
0.550	0.94	3.550	1.51	6.550	3.01	9.55	1.32
0.567	0.94	3.567	1.51	6.567	3.01	9.57	1.32
0.583	0.94	3.583	1.51	6.583	3.01	9.58	1.32
0.600	0.94	3.600	1.51	6.600	3.01	9.60	1.32
0.617	0.94	3.617	1.51	6.617	3.01	9.62	1.32
0.633	0.94	3.633	1.51	6.633	3.01	9.63	1.32
0.650	0.94	3.650	1.51	6.650	3.01	9.65	1.32
0.667	0.94	3.667	1.51	6.667	3.01	9.67	1.32
0.683	0.94	3.683	1.51	6.683	3.01	9.68	1.32
0.700	0.94	3.700	1.51	6.700	3.01	9.70	1.32
0.717	0.94	3.717	1.51	6.717	3.01	9.72	1.32
0.733	0.94	3.733	1.51	6.733	3.01	9.73	1.32
0.750	0.94	3.750	1.51	6.750	3.01	9.75	1.32

VO6 Model Output Pre-development Condition

0.767	0.94	3.767	1.51	6.767	3.01	9.77	1.32
0.783	0.94	3.783	1.51	6.783	3.01	9.78	1.32
0.800	0.94	3.800	1.51	6.800	3.01	9.80	1.32
0.817	0.94	3.817	1.51	6.817	3.01	9.82	1.32
0.833	0.94	3.833	1.51	6.833	3.01	9.83	1.32
0.850	0.94	3.850	1.51	6.850	3.01	9.85	1.32
0.867	0.94	3.867	1.51	6.867	3.01	9.87	1.32
0.883	0.94	3.883	1.51	6.883	3.01	9.88	1.32
0.900	0.94	3.900	1.51	6.900	3.01	9.90	1.32
0.917	0.94	3.917	1.51	6.917	3.01	9.92	1.32
0.933	0.94	3.933	1.51	6.933	3.01	9.93	1.32
0.950	0.94	3.950	1.51	6.950	3.01	9.95	1.32
0.967	0.94	3.967	1.51	6.967	3.01	9.97	1.32
0.983	0.94	3.983	1.51	6.983	3.01	9.98	1.32
1.000	0.94	4.000	1.51	7.000	3.01	10.00	1.32
1.017	0.94	4.017	2.26	7.017	3.01	10.02	0.75
1.033	0.94	4.033	2.26	7.033	3.01	10.03	0.75
1.050	0.94	4.050	2.26	7.050	3.01	10.05	0.75
1.067	0.94	4.067	2.26	7.067	3.01	10.07	0.75
1.083	0.94	4.083	2.26	7.083	3.01	10.08	0.75
1.100	0.94	4.100	2.26	7.100	3.01	10.10	0.75
1.117	0.94	4.117	2.26	7.117	3.01	10.12	0.75
1.133	0.94	4.133	2.26	7.133	3.01	10.13	0.75
1.150	0.94	4.150	2.26	7.150	3.01	10.15	0.75
1.167	0.94	4.167	2.26	7.167	3.01	10.17	0.75
1.183	0.94	4.183	2.26	7.183	3.01	10.18	0.75
1.200	0.94	4.200	2.26	7.200	3.01	10.20	0.75
1.217	0.94	4.217	2.26	7.217	3.01	10.22	0.75
1.233	0.94	4.233	2.26	7.233	3.01	10.23	0.75
1.250	0.94	4.250	2.26	7.250	3.01	10.25	0.75
1.267	0.94	4.267	2.26	7.267	3.01	10.27	0.75
1.283	0.94	4.283	2.26	7.283	3.01	10.28	0.75
1.300	0.94	4.300	2.26	7.300	3.01	10.30	0.75
1.317	0.94	4.317	2.26	7.317	3.01	10.32	0.75
1.333	0.94	4.333	2.26	7.333	3.01	10.33	0.75
1.350	0.94	4.350	2.26	7.350	3.01	10.35	0.75
1.367	0.94	4.367	2.26	7.367	3.01	10.37	0.75
1.383	0.94	4.383	2.26	7.383	3.01	10.38	0.75
1.400	0.94	4.400	2.26	7.400	3.01	10.40	0.75
1.417	0.94	4.417	2.26	7.417	3.01	10.42	0.75
1.433	0.94	4.433	2.26	7.433	3.01	10.43	0.75
1.450	0.94	4.450	2.26	7.450	3.01	10.45	0.75
1.467	0.94	4.467	2.26	7.467	3.01	10.47	0.75
1.483	0.94	4.483	2.26	7.483	3.01	10.48	0.75
1.500	0.94	4.500	2.26	7.500	3.01	10.50	0.75
1.517	0.94	4.517	3.01	7.517	2.26	10.52	0.75
1.533	0.94	4.533	3.01	7.533	2.26	10.53	0.75

VO6 Model Output Pre-development Condition

1.550	0.94	4.550	3.01	7.550	2.26	10.55	0.75
1.567	0.94	4.567	3.01	7.567	2.26	10.57	0.75
1.583	0.94	4.583	3.01	7.583	2.26	10.58	0.75
1.600	0.94	4.600	3.01	7.600	2.26	10.60	0.75
1.617	0.94	4.617	3.01	7.617	2.26	10.62	0.75
1.633	0.94	4.633	3.01	7.633	2.26	10.63	0.75
1.650	0.94	4.650	3.01	7.650	2.26	10.65	0.75
1.667	0.94	4.667	3.01	7.667	2.26	10.67	0.75
1.683	0.94	4.683	3.01	7.683	2.26	10.68	0.75
1.700	0.94	4.700	3.01	7.700	2.26	10.70	0.75
1.717	0.94	4.717	3.01	7.717	2.26	10.72	0.75
1.733	0.94	4.733	3.01	7.733	2.26	10.73	0.75
1.750	0.94	4.750	3.01	7.750	2.26	10.75	0.75
1.767	0.94	4.767	3.01	7.767	2.26	10.77	0.75
1.783	0.94	4.783	3.01	7.783	2.26	10.78	0.75
1.800	0.94	4.800	3.01	7.800	2.26	10.80	0.75
1.817	0.94	4.817	3.01	7.817	2.26	10.82	0.75
1.833	0.94	4.833	3.01	7.833	2.26	10.83	0.75
1.850	0.94	4.850	3.01	7.850	2.26	10.85	0.75
1.867	0.94	4.867	3.01	7.867	2.26	10.87	0.75
1.883	0.94	4.883	3.01	7.883	2.26	10.88	0.75
1.900	0.94	4.900	3.01	7.900	2.26	10.90	0.75
1.917	0.94	4.917	3.01	7.917	2.26	10.92	0.75
1.933	0.94	4.933	3.01	7.933	2.26	10.93	0.75
1.950	0.94	4.950	3.01	7.950	2.26	10.95	0.75
1.967	0.94	4.967	3.01	7.967	2.26	10.97	0.75
1.983	0.94	4.983	3.01	7.983	2.26	10.98	0.75
2.000	0.94	5.000	3.01	8.000	2.26	11.00	0.75
2.017	1.13	5.017	4.52	8.017	1.32	11.02	0.75
2.033	1.13	5.033	4.52	8.033	1.32	11.03	0.75
2.050	1.13	5.050	4.52	8.050	1.32	11.05	0.75
2.067	1.13	5.067	4.52	8.067	1.32	11.07	0.75
2.083	1.13	5.083	4.52	8.083	1.32	11.08	0.75
2.100	1.13	5.100	4.52	8.100	1.32	11.10	0.75
2.117	1.13	5.117	4.52	8.117	1.32	11.12	0.75
2.133	1.13	5.133	4.52	8.133	1.32	11.13	0.75
2.150	1.13	5.150	4.52	8.150	1.32	11.15	0.75
2.167	1.13	5.167	4.52	8.167	1.32	11.17	0.75
2.183	1.13	5.183	4.52	8.183	1.32	11.18	0.75
2.200	1.13	5.200	4.52	8.200	1.32	11.20	0.75
2.217	1.13	5.217	4.52	8.217	1.32	11.22	0.75
2.233	1.13	5.233	4.52	8.233	1.32	11.23	0.75
2.250	1.13	5.250	4.52	8.250	1.32	11.25	0.75
2.267	1.13	5.267	4.52	8.267	1.32	11.27	0.75
2.283	1.13	5.283	4.52	8.283	1.32	11.28	0.75
2.300	1.13	5.300	4.52	8.300	1.32	11.30	0.75
2.317	1.13	5.317	4.52	8.317	1.32	11.32	0.75

2.333	1.13	5.333	4.52	8.333	1.32	11.33	0.75
2.350	1.13	5.350	4.52	8.350	1.32	11.35	0.75
2.367	1.13	5.367	4.52	8.367	1.32	11.37	0.75
2.383	1.13	5.383	4.52	8.383	1.32	11.38	0.75
2.400	1.13	5.400	4.52	8.400	1.32	11.40	0.75
2.417	1.13	5.417	4.52	8.417	1.32	11.42	0.75
2.433	1.13	5.433	4.52	8.433	1.32	11.43	0.75
2.450	1.13	5.450	4.52	8.450	1.32	11.45	0.75
2.467	1.13	5.467	4.52	8.467	1.32	11.47	0.75
2.483	1.13	5.483	4.52	8.483	1.32	11.48	0.75
2.500	1.13	5.500	4.53	8.500	1.32	11.50	0.75
2.517	1.13	5.517	18.08	8.517	1.32	11.52	0.75
2.533	1.13	5.533	18.08	8.533	1.32	11.53	0.75
2.550	1.13	5.550	18.08	8.550	1.32	11.55	0.75
2.567	1.13	5.567	18.08	8.567	1.32	11.57	0.75
2.583	1.13	5.583	18.08	8.583	1.32	11.58	0.75
2.600	1.13	5.600	18.08	8.600	1.32	11.60	0.75
2.617	1.13	5.617	18.08	8.617	1.32	11.62	0.75
2.633	1.13	5.633	18.08	8.633	1.32	11.63	0.75
2.650	1.13	5.650	18.08	8.650	1.32	11.65	0.75
2.667	1.13	5.667	18.08	8.667	1.32	11.67	0.75
2.683	1.13	5.683	18.08	8.683	1.32	11.68	0.75
2.700	1.13	5.700	18.08	8.700	1.32	11.70	0.75
2.717	1.13	5.717	18.08	8.717	1.32	11.72	0.75
2.733	1.13	5.733	18.08	8.733	1.32	11.73	0.75
2.750	1.13	5.750	18.11	8.750	1.32	11.75	0.75
2.767	1.13	5.767	43.28	8.767	1.32	11.77	0.75
2.783	1.13	5.783	43.28	8.783	1.32	11.78	0.75
2.800	1.13	5.800	43.28	8.800	1.32	11.80	0.75
2.817	1.13	5.817	43.28	8.817	1.32	11.82	0.75
2.833	1.13	5.833	43.32	8.833	1.32	11.83	0.75
2.850	1.13	5.850	74.31	8.850	1.32	11.85	0.75
2.867	1.13	5.867	74.31	8.867	1.32	11.87	0.75
2.883	1.13	5.883	74.31	8.883	1.32	11.88	0.75
2.900	1.13	5.900	74.31	8.900	1.32	11.90	0.75
2.917	1.13	5.917	74.26	8.917	1.32	11.92	0.75
2.933	1.13	5.933	31.54	8.933	1.32	11.93	0.75
2.950	1.13	5.950	31.54	8.950	1.32	11.95	0.75
2.967	1.13	5.967	31.54	8.967	1.32	11.97	0.75
2.983	1.13	5.983	31.54	8.983	1.32	11.98	0.75
3.000	1.13	6.000	31.51	9.000	1.32	12.00	0.75

```
Max.Eff.Inten.(mm/hr)=      74.30          0.00
           over (min)        5.00          8.00
Storage Coeff.  (min)=       3.40 (ii)     7.50 (ii)
Unit Hyd. Tpeak (min)=       5.00          8.00
Unit Hyd. peak  (cms)=       0.29          0.15
```

VO6 Model Output Pre-development Condition

				TOTALS
PEAK FLOW	(cms)=	0.37	0.00	0.367 (iii)
TIME TO PEAK	(hrs)=	5.95	0.00	5.95
RUNOFF VOLUME	(mm)=	37.03	0.00	31.11
TOTAL RAINFALL	(mm)=	38.04	38.04	38.04
RUNOFF COEFFICIENT	=	0.97	0.00	0.82

```
       (i) HORTONS EQUATION SELECTED FOR PERVIOUS LOSSES:
            Fo   (mm/hr)=184.00          K  (1/hr)=  2.00
            Fc   (mm/hr)= 46.00     Cum.Inf.   (mm)=  0.00
      (ii) TIME STEP (DT) SHOULD BE SMALLER OR EQUAL
           THAN THE STORAGE COEFFICIENT.
     (iii) PEAK FLOW DOES NOT INCLUDE BASEFLOW IF ANY.

--------------------------------------------------------------------------------
================================================================================
========================

       V    V   I    SSSSS  U   U    A    L              (v 6.1.2003)
       V    V   I    SS     U   U   A A   L
        V  V    I     SS    U   U  AAAAA  L
        V  V    I      SS   U   U  A   A  L
         VV     I    SSSSS  UUUUU  A   A  LLLLL

        OOO   TTTTT  TTTTT  H   H  Y   Y  M   M   OOO    TM
       O   O    T      T    H   H   Y Y   MM MM  O   O
       O   O    T      T    H   H    Y    M   M  O   O
        OOO     T      T    H   H    Y    M   M   OOO
Developed and Distributed by Smart City Water Inc
Copyright 2007 - 2020 Smart City Water Inc
All rights reserved.


                  *****  D E T A I L E D   O U T P U T *****


  Input   filename: C:\Program Files (x86)\Visual OTTHYMO 6.1\VO2\voin.dat

  Output  filename:
C:\Users\rkazemi\AppData\Local\Civica\VH5\07828278-883c-48e2-8028-0ef9546d84d4\4823
d640-4ee0-49d2-a20e-fe27eaeccbd8\scen
  Summary filename:
C:\Users\rkazemi\AppData\Local\Civica\VH5\07828278-883c-48e2-8028-0ef9546d84d4\4823
d640-4ee0-49d2-a20e-fe27eaeccbd8\scen
```

VO6 Model Output Pre-development Condition

DATE: 06-28-2021 TIME: 04:59:58

USER:

COMMENTS: _____

```
  ***********************************************
  ** SIMULATION : Run 02                       **
  ***********************************************
```

READ STORM	Filename: C:\Users\rkazemi\AppData\Local\Temp\d21fa1a8-cf8d-4ca7-86c4-3ea060db57a6\9d9c3c3e
Ptotal= 54.46 mm	Comments: 5-Year SCS-II Storm City of Toronto_NEW

TIME hrs	RAIN mm/hr	TIME hrs	RAIN mm/hr	TIME hrs	RAIN mm/hr	TIME hrs	RAIN mm/hr
0.08	1.35	3.08	2.16	6.08	9.71	9.08	1.89
0.17	1.35	3.17	2.16	6.17	9.71	9.17	1.89
0.25	1.35	3.25	2.16	6.25	9.71	9.25	1.89
0.33	1.35	3.33	2.16	6.33	9.71	9.33	1.89
0.42	1.35	3.42	2.16	6.42	9.71	9.42	1.89
0.50	1.35	3.50	2.16	6.50	9.71	9.50	1.89
0.58	1.35	3.58	2.16	6.58	4.31	9.58	1.89
0.67	1.35	3.67	2.16	6.67	4.31	9.67	1.89
0.75	1.35	3.75	2.16	6.75	4.31	9.75	1.89
0.83	1.35	3.83	2.16	6.83	4.31	9.83	1.89
0.92	1.35	3.92	2.16	6.92	4.31	9.92	1.89
1.00	1.35	4.00	2.16	7.00	4.31	10.00	1.89
1.08	1.35	4.08	3.23	7.08	4.31	10.08	1.08
1.17	1.35	4.17	3.23	7.17	4.31	10.17	1.08
1.25	1.35	4.25	3.23	7.25	4.31	10.25	1.08
1.33	1.35	4.33	3.23	7.33	4.31	10.33	1.08
1.42	1.35	4.42	3.23	7.42	4.31	10.42	1.08
1.50	1.35	4.50	3.23	7.50	4.31	10.50	1.08
1.58	1.35	4.58	4.31	7.58	3.23	10.58	1.08
1.67	1.35	4.67	4.31	7.67	3.23	10.67	1.08
1.75	1.35	4.75	4.31	7.75	3.23	10.75	1.08
1.83	1.35	4.83	4.31	7.83	3.23	10.83	1.08

1.92	1.35	4.92	4.31	7.92	3.23	10.92	1.08
2.00	1.35	5.00	4.31	8.00	3.23	11.00	1.08
2.08	1.62	5.08	6.47	8.08	1.89	11.08	1.08
2.17	1.62	5.17	6.47	8.17	1.89	11.17	1.08
2.25	1.62	5.25	6.47	8.25	1.89	11.25	1.08
2.33	1.62	5.33	6.47	8.33	1.89	11.33	1.08
2.42	1.62	5.42	6.47	8.42	1.89	11.42	1.08
2.50	1.62	5.50	6.47	8.50	1.89	11.50	1.08
2.58	1.62	5.58	25.88	8.58	1.89	11.58	1.08
2.67	1.62	5.67	25.88	8.67	1.89	11.67	1.08
2.75	1.62	5.75	25.88	8.75	1.89	11.75	1.08
2.83	1.62	5.83	61.81	8.83	1.89	11.83	1.08
2.92	1.62	5.92	106.87	8.92	1.89	11.92	1.08
3.00	1.62	6.00	44.87	9.00	1.89	12.00	1.08

```
--------------------
| CALIB            |
| STANDHYD (  0100)|   Area    (ha)=   2.63
|ID= 1 DT= 1.0 min |   Total Imp(%)=  84.00   Dir. Conn.(%)=  84.00
--------------------
                              IMPERVIOUS    PERVIOUS (i)
     Surface Area     (ha)=       2.21         0.42
     Dep. Storage     (mm)=       1.00         5.00
     Average Slope     (%)=       1.00         2.00
     Length            (m)=     132.41        40.00
     Mannings n           =      0.013        0.250

         NOTE:  RAINFALL WAS TRANSFORMED TO   1.0 MIN. TIME STEP.
```

---- TRANSFORMED HYETOGRAPH ----

TIME hrs	RAIN mm/hr	TIME hrs	RAIN mm/hr	TIME hrs	RAIN mm/hr	TIME hrs	RAIN mm/hr
0.017	1.35	3.017	2.16	6.017	9.71	9.02	1.89
0.033	1.35	3.033	2.16	6.033	9.71	9.03	1.89
0.050	1.35	3.050	2.16	6.050	9.71	9.05	1.89
0.067	1.35	3.067	2.16	6.067	9.71	9.07	1.89
0.083	1.35	3.083	2.16	6.083	9.71	9.08	1.89
0.100	1.35	3.100	2.16	6.100	9.71	9.10	1.89
0.117	1.35	3.117	2.16	6.117	9.71	9.12	1.89
0.133	1.35	3.133	2.16	6.133	9.71	9.13	1.89
0.150	1.35	3.150	2.16	6.150	9.71	9.15	1.89
0.167	1.35	3.167	2.16	6.167	9.71	9.17	1.89
0.183	1.35	3.183	2.16	6.183	9.71	9.18	1.89
0.200	1.35	3.200	2.16	6.200	9.71	9.20	1.89

VO6 Model Output Pre-development Condition

0.217	1.35	3.217	2.16	6.217	9.71	9.22	1.89
0.233	1.35	3.233	2.16	6.233	9.71	9.23	1.89
0.250	1.35	3.250	2.16	6.250	9.71	9.25	1.89
0.267	1.35	3.267	2.16	6.267	9.71	9.27	1.89
0.283	1.35	3.283	2.16	6.283	9.71	9.28	1.89
0.300	1.35	3.300	2.16	6.300	9.71	9.30	1.89
0.317	1.35	3.317	2.16	6.317	9.71	9.32	1.89
0.333	1.35	3.333	2.16	6.333	9.71	9.33	1.89
0.350	1.35	3.350	2.16	6.350	9.71	9.35	1.89
0.367	1.35	3.367	2.16	6.367	9.71	9.37	1.89
0.383	1.35	3.383	2.16	6.383	9.71	9.38	1.89
0.400	1.35	3.400	2.16	6.400	9.71	9.40	1.89
0.417	1.35	3.417	2.16	6.417	9.71	9.42	1.89
0.433	1.35	3.433	2.16	6.433	9.71	9.43	1.89
0.450	1.35	3.450	2.16	6.450	9.71	9.45	1.89
0.467	1.35	3.467	2.16	6.467	9.71	9.47	1.89
0.483	1.35	3.483	2.16	6.483	9.71	9.48	1.89
0.500	1.35	3.500	2.16	6.500	9.70	9.50	1.89
0.517	1.35	3.517	2.16	6.517	4.31	9.52	1.89
0.533	1.35	3.533	2.16	6.533	4.31	9.53	1.89
0.550	1.35	3.550	2.16	6.550	4.31	9.55	1.89
0.567	1.35	3.567	2.16	6.567	4.31	9.57	1.89
0.583	1.35	3.583	2.16	6.583	4.31	9.58	1.89
0.600	1.35	3.600	2.16	6.600	4.31	9.60	1.89
0.617	1.35	3.617	2.16	6.617	4.31	9.62	1.89
0.633	1.35	3.633	2.16	6.633	4.31	9.63	1.89
0.650	1.35	3.650	2.16	6.650	4.31	9.65	1.89
0.667	1.35	3.667	2.16	6.667	4.31	9.67	1.89
0.683	1.35	3.683	2.16	6.683	4.31	9.68	1.89
0.700	1.35	3.700	2.16	6.700	4.31	9.70	1.89
0.717	1.35	3.717	2.16	6.717	4.31	9.72	1.89
0.733	1.35	3.733	2.16	6.733	4.31	9.73	1.89
0.750	1.35	3.750	2.16	6.750	4.31	9.75	1.89
0.767	1.35	3.767	2.16	6.767	4.31	9.77	1.89
0.783	1.35	3.783	2.16	6.783	4.31	9.78	1.89
0.800	1.35	3.800	2.16	6.800	4.31	9.80	1.89
0.817	1.35	3.817	2.16	6.817	4.31	9.82	1.89
0.833	1.35	3.833	2.16	6.833	4.31	9.83	1.89
0.850	1.35	3.850	2.16	6.850	4.31	9.85	1.89
0.867	1.35	3.867	2.16	6.867	4.31	9.87	1.89
0.883	1.35	3.883	2.16	6.883	4.31	9.88	1.89
0.900	1.35	3.900	2.16	6.900	4.31	9.90	1.89
0.917	1.35	3.917	2.16	6.917	4.31	9.92	1.89
0.933	1.35	3.933	2.16	6.933	4.31	9.93	1.89
0.950	1.35	3.950	2.16	6.950	4.31	9.95	1.89
0.967	1.35	3.967	2.16	6.967	4.31	9.97	1.89
0.983	1.35	3.983	2.16	6.983	4.31	9.98	1.89

VO6 Model Output Pre-development Condition

1.000	1.35	4.000	2.16	7.000	4.31	10.00	1.89
1.017	1.35	4.017	3.23	7.017	4.31	10.02	1.08
1.033	1.35	4.033	3.23	7.033	4.31	10.03	1.08
1.050	1.35	4.050	3.23	7.050	4.31	10.05	1.08
1.067	1.35	4.067	3.23	7.067	4.31	10.07	1.08
1.083	1.35	4.083	3.23	7.083	4.31	10.08	1.08
1.100	1.35	4.100	3.24	7.100	4.31	10.10	1.08
1.117	1.35	4.117	3.23	7.117	4.31	10.12	1.08
1.133	1.35	4.133	3.23	7.133	4.31	10.13	1.08
1.150	1.35	4.150	3.23	7.150	4.31	10.15	1.08
1.167	1.35	4.167	3.23	7.167	4.31	10.17	1.08
1.183	1.35	4.183	3.24	7.183	4.31	10.18	1.08
1.200	1.35	4.200	3.23	7.200	4.31	10.20	1.08
1.217	1.35	4.217	3.23	7.217	4.31	10.22	1.08
1.233	1.35	4.233	3.23	7.233	4.31	10.23	1.08
1.250	1.35	4.250	3.23	7.250	4.31	10.25	1.08
1.267	1.35	4.267	3.24	7.267	4.31	10.27	1.08
1.283	1.35	4.283	3.23	7.283	4.31	10.28	1.08
1.300	1.35	4.300	3.23	7.300	4.31	10.30	1.08
1.317	1.35	4.317	3.23	7.317	4.31	10.32	1.08
1.333	1.35	4.333	3.24	7.333	4.31	10.33	1.08
1.350	1.35	4.350	3.23	7.350	4.31	10.35	1.08
1.367	1.35	4.367	3.23	7.367	4.31	10.37	1.08
1.383	1.35	4.383	3.23	7.383	4.31	10.38	1.08
1.400	1.35	4.400	3.23	7.400	4.31	10.40	1.08
1.417	1.35	4.417	3.24	7.417	4.31	10.42	1.08
1.433	1.35	4.433	3.23	7.433	4.31	10.43	1.08
1.450	1.35	4.450	3.23	7.450	4.31	10.45	1.08
1.467	1.35	4.467	3.23	7.467	4.31	10.47	1.08
1.483	1.35	4.483	3.23	7.483	4.31	10.48	1.08
1.500	1.35	4.500	3.24	7.500	4.31	10.50	1.08
1.517	1.35	4.517	4.31	7.517	3.23	10.52	1.08
1.533	1.35	4.533	4.31	7.533	3.23	10.53	1.08
1.550	1.35	4.550	4.31	7.550	3.23	10.55	1.08
1.567	1.35	4.567	4.31	7.567	3.23	10.57	1.08
1.583	1.35	4.583	4.31	7.583	3.24	10.58	1.08
1.600	1.35	4.600	4.31	7.600	3.23	10.60	1.08
1.617	1.35	4.617	4.31	7.617	3.23	10.62	1.08
1.633	1.35	4.633	4.31	7.633	3.23	10.63	1.08
1.650	1.35	4.650	4.31	7.650	3.23	10.65	1.08
1.667	1.35	4.667	4.31	7.667	3.24	10.67	1.08
1.683	1.35	4.683	4.31	7.683	3.23	10.68	1.08
1.700	1.35	4.700	4.31	7.700	3.23	10.70	1.08
1.717	1.35	4.717	4.31	7.717	3.23	10.72	1.08
1.733	1.35	4.733	4.31	7.733	3.23	10.73	1.08
1.750	1.35	4.750	4.31	7.750	3.24	10.75	1.08
1.767	1.35	4.767	4.31	7.767	3.23	10.77	1.08

VO6 Model Output Pre-development Condition

1.783	1.35	4.783	4.31	7.783	3.23	10.78	1.08
1.800	1.35	4.800	4.31	7.800	3.23	10.80	1.08
1.817	1.35	4.817	4.31	7.817	3.23	10.82	1.08
1.833	1.35	4.833	4.31	7.833	3.24	10.83	1.08
1.850	1.35	4.850	4.31	7.850	3.23	10.85	1.08
1.867	1.35	4.867	4.31	7.867	3.23	10.87	1.08
1.883	1.35	4.883	4.31	7.883	3.23	10.88	1.08
1.900	1.35	4.900	4.31	7.900	3.23	10.90	1.08
1.917	1.35	4.917	4.31	7.917	3.24	10.92	1.08
1.933	1.35	4.933	4.31	7.933	3.23	10.93	1.08
1.950	1.35	4.950	4.31	7.950	3.23	10.95	1.08
1.967	1.35	4.967	4.31	7.967	3.23	10.97	1.08
1.983	1.35	4.983	4.31	7.983	3.23	10.98	1.08
2.000	1.35	5.000	4.32	8.000	3.23	11.00	1.08
2.017	1.62	5.017	6.47	8.017	1.89	11.02	1.08
2.033	1.62	5.033	6.47	8.033	1.89	11.03	1.08
2.050	1.62	5.050	6.47	8.050	1.89	11.05	1.08
2.067	1.62	5.067	6.47	8.067	1.89	11.07	1.08
2.083	1.62	5.083	6.47	8.083	1.89	11.08	1.08
2.100	1.62	5.100	6.47	8.100	1.89	11.10	1.08
2.117	1.62	5.117	6.47	8.117	1.89	11.12	1.08
2.133	1.62	5.133	6.47	8.133	1.89	11.13	1.08
2.150	1.62	5.150	6.47	8.150	1.89	11.15	1.08
2.167	1.62	5.167	6.47	8.167	1.89	11.17	1.08
2.183	1.62	5.183	6.47	8.183	1.89	11.18	1.08
2.200	1.62	5.200	6.47	8.200	1.89	11.20	1.08
2.217	1.62	5.217	6.47	8.217	1.89	11.22	1.08
2.233	1.62	5.233	6.47	8.233	1.89	11.23	1.08
2.250	1.62	5.250	6.47	8.250	1.89	11.25	1.08
2.267	1.62	5.267	6.47	8.267	1.89	11.27	1.08
2.283	1.62	5.283	6.47	8.283	1.89	11.28	1.08
2.300	1.62	5.300	6.47	8.300	1.89	11.30	1.08
2.317	1.62	5.317	6.47	8.317	1.89	11.32	1.08
2.333	1.62	5.333	6.47	8.333	1.89	11.33	1.08
2.350	1.62	5.350	6.47	8.350	1.89	11.35	1.08
2.367	1.62	5.367	6.47	8.367	1.89	11.37	1.08
2.383	1.62	5.383	6.47	8.383	1.89	11.38	1.08
2.400	1.62	5.400	6.47	8.400	1.89	11.40	1.08
2.417	1.62	5.417	6.47	8.417	1.89	11.42	1.08
2.433	1.62	5.433	6.47	8.433	1.89	11.43	1.08
2.450	1.62	5.450	6.47	8.450	1.89	11.45	1.08
2.467	1.62	5.467	6.47	8.467	1.89	11.47	1.08
2.483	1.62	5.483	6.47	8.483	1.89	11.48	1.08
2.500	1.62	5.500	6.49	8.500	1.89	11.50	1.08
2.517	1.62	5.517	25.88	8.517	1.89	11.52	1.08
2.533	1.62	5.533	25.88	8.533	1.89	11.53	1.08
2.550	1.62	5.550	25.88	8.550	1.89	11.55	1.08

VO6 Model Output Pre-development Condition

2.567	1.62	5.567	25.88	8.567	1.89	11.57	1.08
2.583	1.62	5.583	25.88	8.583	1.89	11.58	1.08
2.600	1.62	5.600	25.88	8.600	1.89	11.60	1.08
2.617	1.62	5.617	25.88	8.617	1.89	11.62	1.08
2.633	1.62	5.633	25.88	8.633	1.89	11.63	1.08
2.650	1.62	5.650	25.88	8.650	1.89	11.65	1.08
2.667	1.62	5.667	25.88	8.667	1.89	11.67	1.08
2.683	1.62	5.683	25.88	8.683	1.89	11.68	1.08
2.700	1.62	5.700	25.88	8.700	1.89	11.70	1.08
2.717	1.62	5.717	25.88	8.717	1.89	11.72	1.08
2.733	1.62	5.733	25.88	8.733	1.89	11.73	1.08
2.750	1.62	5.750	25.93	8.750	1.89	11.75	1.08
2.767	1.62	5.767	61.81	8.767	1.89	11.77	1.08
2.783	1.62	5.783	61.81	8.783	1.89	11.78	1.08
2.800	1.62	5.800	61.81	8.800	1.89	11.80	1.08
2.817	1.62	5.817	61.81	8.817	1.89	11.82	1.08
2.833	1.62	5.833	61.86	8.833	1.89	11.83	1.08
2.850	1.62	5.850	106.87	8.850	1.89	11.85	1.08
2.867	1.62	5.867	106.87	8.867	1.89	11.87	1.08
2.883	1.62	5.883	106.87	8.883	1.89	11.88	1.08
2.900	1.62	5.900	106.87	8.900	1.89	11.90	1.08
2.917	1.62	5.917	106.79	8.917	1.89	11.92	1.08
2.933	1.62	5.933	44.87	8.933	1.89	11.93	1.08
2.950	1.62	5.950	44.87	8.950	1.89	11.95	1.08
2.967	1.62	5.967	44.87	8.967	1.89	11.97	1.08
2.983	1.62	5.983	44.87	8.983	1.89	11.98	1.08
3.000	1.62	6.000	44.82	9.000	1.89	12.00	1.08

Max.Eff.Inten.(mm/hr)=	106.85	50.04	
over (min)	5.00	7.00	
Storage Coeff. (min)=	2.94 (ii)	6.49 (ii)	
Unit Hyd. Tpeak (min)=	5.00	7.00	
Unit Hyd. peak (cms)=	0.31	0.17	
			TOTALS
PEAK FLOW (cms)=	0.54	0.05	0.587 (iii)
TIME TO PEAK (hrs)=	5.95	6.00	5.95
RUNOFF VOLUME (mm)=	53.46	27.98	49.38
TOTAL RAINFALL (mm)=	54.46	54.46	54.46
RUNOFF COEFFICIENT =	0.98	0.51	0.91

(i) CN PROCEDURE SELECTED FOR PERVIOUS LOSSES:
CN* = 87.0 Ia = Dep. Storage (Above)
(ii) TIME STEP (DT) SHOULD BE SMALLER OR EQUAL
THAN THE STORAGE COEFFICIENT.
(iii) PEAK FLOW DOES NOT INCLUDE BASEFLOW IF ANY.

VO6 Model Output Pre-development Condition

```
--------------------------------------------------------------------------------
--------------------
| CALIB            |
| STANDHYD (  0001)|   Area    (ha)=   2.63
|ID= 1 DT= 1.0 min |   Total Imp(%)=  84.00   Dir. Conn.(%)=  84.00
--------------------
                              IMPERVIOUS    PERVIOUS (i)
     Surface Area     (ha)=       2.21         0.42
     Dep. Storage     (mm)=       1.00         5.00
     Average Slope     (%)=       1.00         2.00
     Length            (m)=     132.41        40.00
     Mannings n           =      0.013        0.250

         NOTE:  RAINFALL WAS TRANSFORMED TO   1.0 MIN. TIME STEP.
```

---- TRANSFORMED HYETOGRAPH ----

TIME hrs	RAIN mm/hr	TIME hrs	RAIN mm/hr	TIME hrs	RAIN mm/hr	TIME hrs	RAIN mm/hr
0.017	1.35	3.017	2.16	6.017	9.71	9.02	1.89
0.033	1.35	3.033	2.16	6.033	9.71	9.03	1.89
0.050	1.35	3.050	2.16	6.050	9.71	9.05	1.89
0.067	1.35	3.067	2.16	6.067	9.71	9.07	1.89
0.083	1.35	3.083	2.16	6.083	9.71	9.08	1.89
0.100	1.35	3.100	2.16	6.100	9.71	9.10	1.89
0.117	1.35	3.117	2.16	6.117	9.71	9.12	1.89
0.133	1.35	3.133	2.16	6.133	9.71	9.13	1.89
0.150	1.35	3.150	2.16	6.150	9.71	9.15	1.89
0.167	1.35	3.167	2.16	6.167	9.71	9.17	1.89
0.183	1.35	3.183	2.16	6.183	9.71	9.18	1.89
0.200	1.35	3.200	2.16	6.200	9.71	9.20	1.89
0.217	1.35	3.217	2.16	6.217	9.71	9.22	1.89
0.233	1.35	3.233	2.16	6.233	9.71	9.23	1.89
0.250	1.35	3.250	2.16	6.250	9.71	9.25	1.89
0.267	1.35	3.267	2.16	6.267	9.71	9.27	1.89
0.283	1.35	3.283	2.16	6.283	9.71	9.28	1.89
0.300	1.35	3.300	2.16	6.300	9.71	9.30	1.89
0.317	1.35	3.317	2.16	6.317	9.71	9.32	1.89
0.333	1.35	3.333	2.16	6.333	9.71	9.33	1.89
0.350	1.35	3.350	2.16	6.350	9.71	9.35	1.89
0.367	1.35	3.367	2.16	6.367	9.71	9.37	1.89
0.383	1.35	3.383	2.16	6.383	9.71	9.38	1.89
0.400	1.35	3.400	2.16	6.400	9.71	9.40	1.89
0.417	1.35	3.417	2.16	6.417	9.71	9.42	1.89
0.433	1.35	3.433	2.16	6.433	9.71	9.43	1.89
0.450	1.35	3.450	2.16	6.450	9.71	9.45	1.89
0.467	1.35	3.467	2.16	6.467	9.71	9.47	1.89

VO6 Model Output Pre-development Condition

0.483	1.35	3.483	2.16	6.483	9.71	9.48	1.89
0.500	1.35	3.500	2.16	6.500	9.70	9.50	1.89
0.517	1.35	3.517	2.16	6.517	4.31	9.52	1.89
0.533	1.35	3.533	2.16	6.533	4.31	9.53	1.89
0.550	1.35	3.550	2.16	6.550	4.31	9.55	1.89
0.567	1.35	3.567	2.16	6.567	4.31	9.57	1.89
0.583	1.35	3.583	2.16	6.583	4.31	9.58	1.89
0.600	1.35	3.600	2.16	6.600	4.31	9.60	1.89
0.617	1.35	3.617	2.16	6.617	4.31	9.62	1.89
0.633	1.35	3.633	2.16	6.633	4.31	9.63	1.89
0.650	1.35	3.650	2.16	6.650	4.31	9.65	1.89
0.667	1.35	3.667	2.16	6.667	4.31	9.67	1.89
0.683	1.35	3.683	2.16	6.683	4.31	9.68	1.89
0.700	1.35	3.700	2.16	6.700	4.31	9.70	1.89
0.717	1.35	3.717	2.16	6.717	4.31	9.72	1.89
0.733	1.35	3.733	2.16	6.733	4.31	9.73	1.89
0.750	1.35	3.750	2.16	6.750	4.31	9.75	1.89
0.767	1.35	3.767	2.16	6.767	4.31	9.77	1.89
0.783	1.35	3.783	2.16	6.783	4.31	9.78	1.89
0.800	1.35	3.800	2.16	6.800	4.31	9.80	1.89
0.817	1.35	3.817	2.16	6.817	4.31	9.82	1.89
0.833	1.35	3.833	2.16	6.833	4.31	9.83	1.89
0.850	1.35	3.850	2.16	6.850	4.31	9.85	1.89
0.867	1.35	3.867	2.16	6.867	4.31	9.87	1.89
0.883	1.35	3.883	2.16	6.883	4.31	9.88	1.89
0.900	1.35	3.900	2.16	6.900	4.31	9.90	1.89
0.917	1.35	3.917	2.16	6.917	4.31	9.92	1.89
0.933	1.35	3.933	2.16	6.933	4.31	9.93	1.89
0.950	1.35	3.950	2.16	6.950	4.31	9.95	1.89
0.967	1.35	3.967	2.16	6.967	4.31	9.97	1.89
0.983	1.35	3.983	2.16	6.983	4.31	9.98	1.89
1.000	1.35	4.000	2.16	7.000	4.31	10.00	1.89
1.017	1.35	4.017	3.23	7.017	4.31	10.02	1.08
1.033	1.35	4.033	3.23	7.033	4.31	10.03	1.08
1.050	1.35	4.050	3.23	7.050	4.31	10.05	1.08
1.067	1.35	4.067	3.23	7.067	4.31	10.07	1.08
1.083	1.35	4.083	3.23	7.083	4.31	10.08	1.08
1.100	1.35	4.100	3.24	7.100	4.31	10.10	1.08
1.117	1.35	4.117	3.23	7.117	4.31	10.12	1.08
1.133	1.35	4.133	3.23	7.133	4.31	10.13	1.08
1.150	1.35	4.150	3.23	7.150	4.31	10.15	1.08
1.167	1.35	4.167	3.23	7.167	4.31	10.17	1.08
1.183	1.35	4.183	3.24	7.183	4.31	10.18	1.08
1.200	1.35	4.200	3.23	7.200	4.31	10.20	1.08
1.217	1.35	4.217	3.23	7.217	4.31	10.22	1.08
1.233	1.35	4.233	3.23	7.233	4.31	10.23	1.08
1.250	1.35	4.250	3.23	7.250	4.31	10.25	1.08

VO6 Model Output Pre-development Condition

1.267	1.35	4.267	3.24	7.267	4.31	10.27	1.08
1.283	1.35	4.283	3.23	7.283	4.31	10.28	1.08
1.300	1.35	4.300	3.23	7.300	4.31	10.30	1.08
1.317	1.35	4.317	3.23	7.317	4.31	10.32	1.08
1.333	1.35	4.333	3.24	7.333	4.31	10.33	1.08
1.350	1.35	4.350	3.23	7.350	4.31	10.35	1.08
1.367	1.35	4.367	3.23	7.367	4.31	10.37	1.08
1.383	1.35	4.383	3.23	7.383	4.31	10.38	1.08
1.400	1.35	4.400	3.23	7.400	4.31	10.40	1.08
1.417	1.35	4.417	3.24	7.417	4.31	10.42	1.08
1.433	1.35	4.433	3.23	7.433	4.31	10.43	1.08
1.450	1.35	4.450	3.23	7.450	4.31	10.45	1.08
1.467	1.35	4.467	3.23	7.467	4.31	10.47	1.08
1.483	1.35	4.483	3.23	7.483	4.31	10.48	1.08
1.500	1.35	4.500	3.24	7.500	4.31	10.50	1.08
1.517	1.35	4.517	4.31	7.517	3.23	10.52	1.08
1.533	1.35	4.533	4.31	7.533	3.23	10.53	1.08
1.550	1.35	4.550	4.31	7.550	3.23	10.55	1.08
1.567	1.35	4.567	4.31	7.567	3.23	10.57	1.08
1.583	1.35	4.583	4.31	7.583	3.24	10.58	1.08
1.600	1.35	4.600	4.31	7.600	3.23	10.60	1.08
1.617	1.35	4.617	4.31	7.617	3.23	10.62	1.08
1.633	1.35	4.633	4.31	7.633	3.23	10.63	1.08
1.650	1.35	4.650	4.31	7.650	3.23	10.65	1.08
1.667	1.35	4.667	4.31	7.667	3.24	10.67	1.08
1.683	1.35	4.683	4.31	7.683	3.23	10.68	1.08
1.700	1.35	4.700	4.31	7.700	3.23	10.70	1.08
1.717	1.35	4.717	4.31	7.717	3.23	10.72	1.08
1.733	1.35	4.733	4.31	7.733	3.23	10.73	1.08
1.750	1.35	4.750	4.31	7.750	3.24	10.75	1.08
1.767	1.35	4.767	4.31	7.767	3.23	10.77	1.08
1.783	1.35	4.783	4.31	7.783	3.23	10.78	1.08
1.800	1.35	4.800	4.31	7.800	3.23	10.80	1.08
1.817	1.35	4.817	4.31	7.817	3.23	10.82	1.08
1.833	1.35	4.833	4.31	7.833	3.24	10.83	1.08
1.850	1.35	4.850	4.31	7.850	3.23	10.85	1.08
1.867	1.35	4.867	4.31	7.867	3.23	10.87	1.08
1.883	1.35	4.883	4.31	7.883	3.23	10.88	1.08
1.900	1.35	4.900	4.31	7.900	3.23	10.90	1.08
1.917	1.35	4.917	4.31	7.917	3.24	10.92	1.08
1.933	1.35	4.933	4.31	7.933	3.23	10.93	1.08
1.950	1.35	4.950	4.31	7.950	3.23	10.95	1.08
1.967	1.35	4.967	4.31	7.967	3.23	10.97	1.08
1.983	1.35	4.983	4.31	7.983	3.23	10.98	1.08
2.000	1.35	5.000	4.32	8.000	3.23	11.00	1.08
2.017	1.62	5.017	6.47	8.017	1.89	11.02	1.08
2.033	1.62	5.033	6.47	8.033	1.89	11.03	1.08

VO6 Model Output Pre-development Condition

2.050	1.62	5.050	6.47	8.050	1.89	11.05	1.08
2.067	1.62	5.067	6.47	8.067	1.89	11.07	1.08
2.083	1.62	5.083	6.47	8.083	1.89	11.08	1.08
2.100	1.62	5.100	6.47	8.100	1.89	11.10	1.08
2.117	1.62	5.117	6.47	8.117	1.89	11.12	1.08
2.133	1.62	5.133	6.47	8.133	1.89	11.13	1.08
2.150	1.62	5.150	6.47	8.150	1.89	11.15	1.08
2.167	1.62	5.167	6.47	8.167	1.89	11.17	1.08
2.183	1.62	5.183	6.47	8.183	1.89	11.18	1.08
2.200	1.62	5.200	6.47	8.200	1.89	11.20	1.08
2.217	1.62	5.217	6.47	8.217	1.89	11.22	1.08
2.233	1.62	5.233	6.47	8.233	1.89	11.23	1.08
2.250	1.62	5.250	6.47	8.250	1.89	11.25	1.08
2.267	1.62	5.267	6.47	8.267	1.89	11.27	1.08
2.283	1.62	5.283	6.47	8.283	1.89	11.28	1.08
2.300	1.62	5.300	6.47	8.300	1.89	11.30	1.08
2.317	1.62	5.317	6.47	8.317	1.89	11.32	1.08
2.333	1.62	5.333	6.47	8.333	1.89	11.33	1.08
2.350	1.62	5.350	6.47	8.350	1.89	11.35	1.08
2.367	1.62	5.367	6.47	8.367	1.89	11.37	1.08
2.383	1.62	5.383	6.47	8.383	1.89	11.38	1.08
2.400	1.62	5.400	6.47	8.400	1.89	11.40	1.08
2.417	1.62	5.417	6.47	8.417	1.89	11.42	1.08
2.433	1.62	5.433	6.47	8.433	1.89	11.43	1.08
2.450	1.62	5.450	6.47	8.450	1.89	11.45	1.08
2.467	1.62	5.467	6.47	8.467	1.89	11.47	1.08
2.483	1.62	5.483	6.47	8.483	1.89	11.48	1.08
2.500	1.62	5.500	6.49	8.500	1.89	11.50	1.08
2.517	1.62	5.517	25.88	8.517	1.89	11.52	1.08
2.533	1.62	5.533	25.88	8.533	1.89	11.53	1.08
2.550	1.62	5.550	25.88	8.550	1.89	11.55	1.08
2.567	1.62	5.567	25.88	8.567	1.89	11.57	1.08
2.583	1.62	5.583	25.88	8.583	1.89	11.58	1.08
2.600	1.62	5.600	25.88	8.600	1.89	11.60	1.08
2.617	1.62	5.617	25.88	8.617	1.89	11.62	1.08
2.633	1.62	5.633	25.88	8.633	1.89	11.63	1.08
2.650	1.62	5.650	25.88	8.650	1.89	11.65	1.08
2.667	1.62	5.667	25.88	8.667	1.89	11.67	1.08
2.683	1.62	5.683	25.88	8.683	1.89	11.68	1.08
2.700	1.62	5.700	25.88	8.700	1.89	11.70	1.08
2.717	1.62	5.717	25.88	8.717	1.89	11.72	1.08
2.733	1.62	5.733	25.88	8.733	1.89	11.73	1.08
2.750	1.62	5.750	25.93	8.750	1.89	11.75	1.08
2.767	1.62	5.767	61.81	8.767	1.89	11.77	1.08
2.783	1.62	5.783	61.81	8.783	1.89	11.78	1.08
2.800	1.62	5.800	61.81	8.800	1.89	11.80	1.08
2.817	1.62	5.817	61.81	8.817	1.89	11.82	1.08

VO6 Model Output Pre-development Condition

2.833	1.62	5.833	61.86	8.833	1.89	11.83	1.08
2.850	1.62	5.850	106.87	8.850	1.89	11.85	1.08
2.867	1.62	5.867	106.87	8.867	1.89	11.87	1.08
2.883	1.62	5.883	106.87	8.883	1.89	11.88	1.08
2.900	1.62	5.900	106.87	8.900	1.89	11.90	1.08
2.917	1.62	5.917	106.79	8.917	1.89	11.92	1.08
2.933	1.62	5.933	44.87	8.933	1.89	11.93	1.08
2.950	1.62	5.950	44.87	8.950	1.89	11.95	1.08
2.967	1.62	5.967	44.87	8.967	1.89	11.97	1.08
2.983	1.62	5.983	44.87	8.983	1.89	11.98	1.08
3.000	1.62	6.000	44.82	9.000	1.89	12.00	1.08

```
Max.Eff.Inten.(mm/hr)=     106.85         0.00
           over (min)        5.00         7.00
Storage Coeff.  (min)=       2.94 (ii)    6.49 (ii)
Unit Hyd. Tpeak (min)=       5.00         7.00
Unit Hyd. peak  (cms)=       0.31         0.17
                                                        *TOTALS*
PEAK FLOW       (cms)=       0.54         0.00          0.541 (iii)
TIME TO PEAK    (hrs)=       5.95         0.00           5.95
RUNOFF VOLUME    (mm)=      53.46         0.00          44.91
TOTAL RAINFALL   (mm)=      54.46        54.46          54.46
RUNOFF COEFFICIENT   =       0.98         0.00           0.82


  (i) HORTONS EQUATION SELECTED FOR PERVIOUS LOSSES:
       Fo   (mm/hr)=184.00           K  (1/hr)=  2.00
       Fc   (mm/hr)= 46.00     Cum.Inf.   (mm)=  0.00
 (ii) TIME STEP (DT) SHOULD BE SMALLER OR EQUAL
      THAN THE STORAGE COEFFICIENT.
(iii) PEAK FLOW DOES NOT INCLUDE BASEFLOW IF ANY.

--------------------------------------------------------------------------------
================================================================================
========================

      V    V   I    SSSSS  U   U    A    L              (v 6.1.2003)
      V    V   I    SS     U   U   A A   L
       V  V    I     SS    U   U  AAAAA  L
       V  V    I      SS   U   U  A   A  L
        VV     I    SSSSS  UUUUU  A   A  LLLLL

       OOO   TTTTT  TTTTT  H   H  Y   Y  M   M   OOO    TM
      O   O    T      T    H   H   Y Y   MM MM  O   O
      O   O    T      T    H   H    Y    M   M  O   O
       OOO     T      T    H   H    Y    M   M   OOO
```

VO6 Model Output Pre-development Condition
Developed and Distributed by Smart City Water Inc
Copyright 2007 - 2020 Smart City Water Inc
All rights reserved.

***** D E T A I L E D O U T P U T *****

Input filename: C:\Program Files (x86)\Visual OTTHYMO 6.1\VO2\voin.dat

Output filename:
C:\Users\rkazemi\AppData\Local\Civica\VH5\07828278-883c-48e2-8028-0ef9546d84d4\557f955a-b13a-4582-9e03-cacf4c61b38f\scen
Summary filename:
C:\Users\rkazemi\AppData\Local\Civica\VH5\07828278-883c-48e2-8028-0ef9546d84d4\557f955a-b13a-4582-9e03-cacf4c61b38f\scen

DATE: 06-28-2021 TIME: 04:59:58

USER:

COMMENTS: _____

```
  ************************************************
  ** SIMULATION : Run 03                        **
  ************************************************
```

```
--------------------
|    READ STORM    |    Filename: C:\Users\rkazemi\AppD
|                  |              ata\Local\Temp\
|                  |              d21fa1a8-cf8d-4ca7-86c4-3ea060db57a6\4c322a96
| Ptotal= 64.25 mm |    Comments: 10-Year SCS-II Storm City of Toronto_NEW
--------------------
```

TIME hrs	RAIN mm/hr	TIME hrs	RAIN mm/hr	TIME hrs	RAIN mm/hr	TIME hrs	RAIN mm/hr
0.08	1.59	3.08	2.55	6.08	11.45	9.08	2.23
0.17	1.59	3.17	2.55	6.17	11.45	9.17	2.23
0.25	1.59	3.25	2.55	6.25	11.45	9.25	2.23
0.33	1.59	3.33	2.55	6.33	11.45	9.33	2.23
0.42	1.59	3.42	2.55	6.42	11.45	9.42	2.23

0.50	1.59	3.50	2.55	6.50	11.45	9.50	2.23
0.58	1.59	3.58	2.55	6.58	5.09	9.58	2.23
0.67	1.59	3.67	2.55	6.67	5.09	9.67	2.23
0.75	1.59	3.75	2.55	6.75	5.09	9.75	2.23
0.83	1.59	3.83	2.55	6.83	5.09	9.83	2.23
0.92	1.59	3.92	2.55	6.92	5.09	9.92	2.23
1.00	1.59	4.00	2.55	7.00	5.09	10.00	2.23
1.08	1.59	4.08	3.82	7.08	5.09	10.08	1.27
1.17	1.59	4.17	3.82	7.17	5.09	10.17	1.27
1.25	1.59	4.25	3.82	7.25	5.09	10.25	1.27
1.33	1.59	4.33	3.82	7.33	5.09	10.33	1.27
1.42	1.59	4.42	3.82	7.42	5.09	10.42	1.27
1.50	1.59	4.50	3.82	7.50	5.09	10.50	1.27
1.58	1.59	4.58	5.09	7.58	3.82	10.58	1.27
1.67	1.59	4.67	5.09	7.67	3.82	10.67	1.27
1.75	1.59	4.75	5.09	7.75	3.82	10.75	1.27
1.83	1.59	4.83	5.09	7.83	3.82	10.83	1.27
1.92	1.59	4.92	5.09	7.92	3.82	10.92	1.27
2.00	1.59	5.00	5.09	8.00	3.82	11.00	1.27
2.08	1.91	5.08	7.63	8.08	2.23	11.08	1.27
2.17	1.91	5.17	7.63	8.17	2.23	11.17	1.27
2.25	1.91	5.25	7.63	8.25	2.23	11.25	1.27
2.33	1.91	5.33	7.63	8.33	2.23	11.33	1.27
2.42	1.91	5.42	7.63	8.42	2.23	11.42	1.27
2.50	1.91	5.50	7.63	8.50	2.23	11.50	1.27
2.58	1.91	5.58	30.53	8.58	2.23	11.58	1.27
2.67	1.91	5.67	30.53	8.67	2.23	11.67	1.27
2.75	1.91	5.75	30.53	8.75	2.23	11.75	1.27
2.83	1.91	5.83	72.72	8.83	2.23	11.83	1.27
2.92	1.91	5.92	126.61	8.92	2.23	11.92	1.27
3.00	1.91	6.00	52.58	9.00	2.23	12.00	1.27

```
--------------------
| CALIB            |
| STANDHYD (  0100)|   Area    (ha)=   2.63
|ID= 1 DT= 1.0 min |   Total Imp(%)=  84.00   Dir. Conn.(%)=  84.00
--------------------
                             IMPERVIOUS    PERVIOUS (i)
     Surface Area     (ha)=       2.21         0.42
     Dep. Storage     (mm)=       1.00         5.00
     Average Slope     (%)=       1.00         2.00
     Length            (m)=     132.41        40.00
     Mannings n           =      0.013        0.250

         NOTE:  RAINFALL WAS TRANSFORMED TO   1.0 MIN. TIME STEP.
```

VO6 Model Output Pre-development Condition

---- TRANSFORMED HYETOGRAPH ----

TIME hrs	RAIN mm/hr	TIME hrs	RAIN mm/hr	TIME hrs	RAIN mm/hr	TIME hrs	RAIN mm/hr
0.017	1.59	3.017	2.54	6.017	11.45	9.02	2.23
0.033	1.59	3.033	2.55	6.033	11.45	9.03	2.23
0.050	1.59	3.050	2.55	6.050	11.45	9.05	2.23
0.067	1.59	3.067	2.55	6.067	11.45	9.07	2.23
0.083	1.59	3.083	2.55	6.083	11.45	9.08	2.23
0.100	1.59	3.100	2.54	6.100	11.45	9.10	2.23
0.117	1.59	3.117	2.55	6.117	11.45	9.12	2.23
0.133	1.59	3.133	2.55	6.133	11.45	9.13	2.23
0.150	1.59	3.150	2.55	6.150	11.45	9.15	2.23
0.167	1.59	3.167	2.55	6.167	11.45	9.17	2.23
0.183	1.59	3.183	2.54	6.183	11.45	9.18	2.23
0.200	1.59	3.200	2.55	6.200	11.45	9.20	2.23
0.217	1.59	3.217	2.55	6.217	11.45	9.22	2.23
0.233	1.59	3.233	2.55	6.233	11.45	9.23	2.23
0.250	1.59	3.250	2.55	6.250	11.45	9.25	2.23
0.267	1.59	3.267	2.54	6.267	11.45	9.27	2.23
0.283	1.59	3.283	2.55	6.283	11.45	9.28	2.23
0.300	1.59	3.300	2.55	6.300	11.45	9.30	2.23
0.317	1.59	3.317	2.55	6.317	11.45	9.32	2.23
0.333	1.59	3.333	2.55	6.333	11.45	9.33	2.23
0.350	1.59	3.350	2.54	6.350	11.45	9.35	2.23
0.367	1.59	3.367	2.55	6.367	11.45	9.37	2.23
0.383	1.59	3.383	2.55	6.383	11.45	9.38	2.23
0.400	1.59	3.400	2.55	6.400	11.45	9.40	2.23
0.417	1.59	3.417	2.55	6.417	11.45	9.42	2.23
0.433	1.59	3.433	2.54	6.433	11.45	9.43	2.23
0.450	1.59	3.450	2.55	6.450	11.45	9.45	2.23
0.467	1.59	3.467	2.55	6.467	11.45	9.47	2.23
0.483	1.59	3.483	2.55	6.483	11.45	9.48	2.23
0.500	1.59	3.500	2.55	6.500	11.44	9.50	2.23
0.517	1.59	3.517	2.54	6.517	5.09	9.52	2.23
0.533	1.59	3.533	2.55	6.533	5.09	9.53	2.23
0.550	1.59	3.550	2.55	6.550	5.09	9.55	2.23
0.567	1.59	3.567	2.55	6.567	5.09	9.57	2.23
0.583	1.59	3.583	2.55	6.583	5.09	9.58	2.23
0.600	1.59	3.600	2.54	6.600	5.09	9.60	2.23
0.617	1.59	3.617	2.55	6.617	5.09	9.62	2.23
0.633	1.59	3.633	2.55	6.633	5.09	9.63	2.23
0.650	1.59	3.650	2.55	6.650	5.09	9.65	2.23
0.667	1.59	3.667	2.55	6.667	5.09	9.67	2.23
0.683	1.59	3.683	2.54	6.683	5.09	9.68	2.23
0.700	1.59	3.700	2.55	6.700	5.09	9.70	2.23

VO6 Model Output Pre-development Condition

0.717	1.59	3.717	2.55	6.717	5.09	9.72	2.23
0.733	1.59	3.733	2.55	6.733	5.09	9.73	2.23
0.750	1.59	3.750	2.55	6.750	5.09	9.75	2.23
0.767	1.59	3.767	2.54	6.767	5.09	9.77	2.23
0.783	1.59	3.783	2.55	6.783	5.09	9.78	2.23
0.800	1.59	3.800	2.55	6.800	5.09	9.80	2.23
0.817	1.59	3.817	2.55	6.817	5.09	9.82	2.23
0.833	1.59	3.833	2.55	6.833	5.09	9.83	2.23
0.850	1.59	3.850	2.54	6.850	5.09	9.85	2.23
0.867	1.59	3.867	2.55	6.867	5.09	9.87	2.23
0.883	1.59	3.883	2.55	6.883	5.09	9.88	2.23
0.900	1.59	3.900	2.55	6.900	5.09	9.90	2.23
0.917	1.59	3.917	2.55	6.917	5.09	9.92	2.23
0.933	1.59	3.933	2.54	6.933	5.09	9.93	2.23
0.950	1.59	3.950	2.55	6.950	5.09	9.95	2.23
0.967	1.59	3.967	2.55	6.967	5.09	9.97	2.23
0.983	1.59	3.983	2.55	6.983	5.09	9.98	2.23
1.000	1.59	4.000	2.55	7.000	5.09	10.00	2.22
1.017	1.59	4.017	3.82	7.017	5.09	10.02	1.27
1.033	1.59	4.033	3.82	7.033	5.09	10.03	1.27
1.050	1.59	4.050	3.82	7.050	5.09	10.05	1.27
1.067	1.59	4.067	3.82	7.067	5.09	10.07	1.27
1.083	1.59	4.083	3.82	7.083	5.09	10.08	1.27
1.100	1.59	4.100	3.82	7.100	5.09	10.10	1.27
1.117	1.59	4.117	3.82	7.117	5.09	10.12	1.27
1.133	1.59	4.133	3.82	7.133	5.09	10.13	1.27
1.150	1.59	4.150	3.82	7.150	5.09	10.15	1.27
1.167	1.59	4.167	3.82	7.167	5.09	10.17	1.27
1.183	1.59	4.183	3.82	7.183	5.09	10.18	1.27
1.200	1.59	4.200	3.82	7.200	5.09	10.20	1.27
1.217	1.59	4.217	3.82	7.217	5.09	10.22	1.27
1.233	1.59	4.233	3.82	7.233	5.09	10.23	1.27
1.250	1.59	4.250	3.82	7.250	5.09	10.25	1.27
1.267	1.59	4.267	3.82	7.267	5.09	10.27	1.27
1.283	1.59	4.283	3.82	7.283	5.09	10.28	1.27
1.300	1.59	4.300	3.82	7.300	5.09	10.30	1.27
1.317	1.59	4.317	3.82	7.317	5.09	10.32	1.27
1.333	1.59	4.333	3.82	7.333	5.09	10.33	1.27
1.350	1.59	4.350	3.82	7.350	5.09	10.35	1.27
1.367	1.59	4.367	3.82	7.367	5.09	10.37	1.27
1.383	1.59	4.383	3.82	7.383	5.09	10.38	1.27
1.400	1.59	4.400	3.82	7.400	5.09	10.40	1.27
1.417	1.59	4.417	3.82	7.417	5.09	10.42	1.27
1.433	1.59	4.433	3.82	7.433	5.09	10.43	1.27
1.450	1.59	4.450	3.82	7.450	5.09	10.45	1.27
1.467	1.59	4.467	3.82	7.467	5.09	10.47	1.27
1.483	1.59	4.483	3.82	7.483	5.09	10.48	1.27

VO6 Model Output Pre-development Condition

1.500	1.59	4.500	3.82	7.500	5.09	10.50	1.27
1.517	1.59	4.517	5.09	7.517	3.82	10.52	1.27
1.533	1.59	4.533	5.09	7.533	3.82	10.53	1.27
1.550	1.59	4.550	5.09	7.550	3.82	10.55	1.27
1.567	1.59	4.567	5.09	7.567	3.82	10.57	1.27
1.583	1.59	4.583	5.09	7.583	3.82	10.58	1.27
1.600	1.59	4.600	5.09	7.600	3.82	10.60	1.27
1.617	1.59	4.617	5.09	7.617	3.82	10.62	1.27
1.633	1.59	4.633	5.09	7.633	3.82	10.63	1.27
1.650	1.59	4.650	5.09	7.650	3.82	10.65	1.27
1.667	1.59	4.667	5.09	7.667	3.82	10.67	1.27
1.683	1.59	4.683	5.09	7.683	3.82	10.68	1.27
1.700	1.59	4.700	5.09	7.700	3.82	10.70	1.27
1.717	1.59	4.717	5.09	7.717	3.82	10.72	1.27
1.733	1.59	4.733	5.09	7.733	3.82	10.73	1.27
1.750	1.59	4.750	5.09	7.750	3.82	10.75	1.27
1.767	1.59	4.767	5.09	7.767	3.82	10.77	1.27
1.783	1.59	4.783	5.09	7.783	3.82	10.78	1.27
1.800	1.59	4.800	5.09	7.800	3.82	10.80	1.27
1.817	1.59	4.817	5.09	7.817	3.82	10.82	1.27
1.833	1.59	4.833	5.09	7.833	3.82	10.83	1.27
1.850	1.59	4.850	5.09	7.850	3.82	10.85	1.27
1.867	1.59	4.867	5.09	7.867	3.82	10.87	1.27
1.883	1.59	4.883	5.09	7.883	3.82	10.88	1.27
1.900	1.59	4.900	5.09	7.900	3.82	10.90	1.27
1.917	1.59	4.917	5.09	7.917	3.82	10.92	1.27
1.933	1.59	4.933	5.09	7.933	3.82	10.93	1.27
1.950	1.59	4.950	5.09	7.950	3.82	10.95	1.27
1.967	1.59	4.967	5.09	7.967	3.82	10.97	1.27
1.983	1.59	4.983	5.09	7.983	3.82	10.98	1.27
2.000	1.59	5.000	5.09	8.000	3.81	11.00	1.27
2.017	1.91	5.017	7.63	8.017	2.23	11.02	1.27
2.033	1.91	5.033	7.63	8.033	2.23	11.03	1.27
2.050	1.91	5.050	7.63	8.050	2.23	11.05	1.27
2.067	1.91	5.067	7.63	8.067	2.23	11.07	1.27
2.083	1.91	5.083	7.63	8.083	2.23	11.08	1.27
2.100	1.91	5.100	7.63	8.100	2.23	11.10	1.27
2.117	1.91	5.117	7.63	8.117	2.23	11.12	1.27
2.133	1.91	5.133	7.63	8.133	2.23	11.13	1.27
2.150	1.91	5.150	7.63	8.150	2.23	11.15	1.27
2.167	1.91	5.167	7.63	8.167	2.23	11.17	1.27
2.183	1.91	5.183	7.63	8.183	2.23	11.18	1.27
2.200	1.91	5.200	7.63	8.200	2.23	11.20	1.27
2.217	1.91	5.217	7.63	8.217	2.23	11.22	1.27
2.233	1.91	5.233	7.63	8.233	2.23	11.23	1.27
2.250	1.91	5.250	7.63	8.250	2.23	11.25	1.27
2.267	1.91	5.267	7.63	8.267	2.23	11.27	1.27

VO6 Model Output Pre-development Condition

2.283	1.91	5.283	7.63	8.283	2.23	11.28	1.27
2.300	1.91	5.300	7.63	8.300	2.23	11.30	1.27
2.317	1.91	5.317	7.63	8.317	2.23	11.32	1.27
2.333	1.91	5.333	7.63	8.333	2.23	11.33	1.27
2.350	1.91	5.350	7.63	8.350	2.23	11.35	1.27
2.367	1.91	5.367	7.63	8.367	2.23	11.37	1.27
2.383	1.91	5.383	7.63	8.383	2.23	11.38	1.27
2.400	1.91	5.400	7.63	8.400	2.23	11.40	1.27
2.417	1.91	5.417	7.63	8.417	2.23	11.42	1.27
2.433	1.91	5.433	7.63	8.433	2.23	11.43	1.27
2.450	1.91	5.450	7.63	8.450	2.23	11.45	1.27
2.467	1.91	5.467	7.63	8.467	2.23	11.47	1.27
2.483	1.91	5.483	7.63	8.483	2.23	11.48	1.27
2.500	1.91	5.500	7.66	8.500	2.23	11.50	1.27
2.517	1.91	5.517	30.53	8.517	2.23	11.52	1.27
2.533	1.91	5.533	30.53	8.533	2.23	11.53	1.27
2.550	1.91	5.550	30.53	8.550	2.23	11.55	1.27
2.567	1.91	5.567	30.53	8.567	2.23	11.57	1.27
2.583	1.91	5.583	30.53	8.583	2.23	11.58	1.27
2.600	1.91	5.600	30.53	8.600	2.23	11.60	1.27
2.617	1.91	5.617	30.53	8.617	2.23	11.62	1.27
2.633	1.91	5.633	30.53	8.633	2.23	11.63	1.27
2.650	1.91	5.650	30.53	8.650	2.23	11.65	1.27
2.667	1.91	5.667	30.53	8.667	2.23	11.67	1.27
2.683	1.91	5.683	30.53	8.683	2.23	11.68	1.27
2.700	1.91	5.700	30.53	8.700	2.23	11.70	1.27
2.717	1.91	5.717	30.53	8.717	2.23	11.72	1.27
2.733	1.91	5.733	30.53	8.733	2.23	11.73	1.27
2.750	1.91	5.750	30.59	8.750	2.23	11.75	1.27
2.767	1.91	5.767	72.72	8.767	2.23	11.77	1.27
2.783	1.91	5.783	72.72	8.783	2.23	11.78	1.27
2.800	1.91	5.800	72.72	8.800	2.23	11.80	1.27
2.817	1.91	5.817	72.72	8.817	2.23	11.82	1.27
2.833	1.91	5.833	72.79	8.833	2.23	11.83	1.27
2.850	1.91	5.850	126.61	8.850	2.23	11.85	1.27
2.867	1.91	5.867	126.61	8.867	2.23	11.87	1.27
2.883	1.91	5.883	126.61	8.883	2.23	11.88	1.27
2.900	1.91	5.900	126.61	8.900	2.23	11.90	1.27
2.917	1.91	5.917	126.52	8.917	2.23	11.92	1.27
2.933	1.91	5.933	52.58	8.933	2.23	11.93	1.27
2.950	1.91	5.950	52.58	8.950	2.23	11.95	1.27
2.967	1.91	5.967	52.58	8.967	2.23	11.97	1.27
2.983	1.91	5.983	52.58	8.983	2.23	11.98	1.27
3.000	1.91	6.000	52.52	9.000	2.23	12.00	1.27

Max.Eff.Inten.(mm/hr)=	126.59	64.90
over (min)	5.00	7.00

VO6 Model Output Pre-development Condition

Storage Coeff.	(min)=	2.75 (ii)	6.06 (ii)	
Unit Hyd. Tpeak	(min)=	5.00	7.00	
Unit Hyd. peak	(cms)=	0.32	0.18	
				TOTALS
PEAK FLOW	(cms)=	0.65	0.07	0.708 (iii)
TIME TO PEAK	(hrs)=	5.93	6.00	5.95
RUNOFF VOLUME	(mm)=	63.24	36.11	58.90
TOTAL RAINFALL	(mm)=	64.25	64.25	64.25
RUNOFF COEFFICIENT	=	0.98	0.56	0.92

(i) CN PROCEDURE SELECTED FOR PERVIOUS LOSSES:
CN* = 87.0 Ia = Dep. Storage (Above)
(ii) TIME STEP (DT) SHOULD BE SMALLER OR EQUAL
THAN THE STORAGE COEFFICIENT.
(iii) PEAK FLOW DOES NOT INCLUDE BASEFLOW IF ANY.

```
| CALIB            |
| STANDHYD (  0001)|   Area    (ha)=   2.63
|ID= 1 DT= 1.0 min |   Total Imp(%)=  84.00   Dir. Conn.(%)=  84.00
```

		IMPERVIOUS	PERVIOUS (i)
Surface Area	(ha)=	2.21	0.42
Dep. Storage	(mm)=	1.00	5.00
Average Slope	(%)=	1.00	2.00
Length	(m)=	132.41	40.00
Mannings n	=	0.013	0.250

NOTE: RAINFALL WAS TRANSFORMED TO 1.0 MIN. TIME STEP.

---- TRANSFORMED HYETOGRAPH ----

TIME hrs	RAIN mm/hr	TIME hrs	RAIN mm/hr	TIME hrs	RAIN mm/hr	TIME hrs	RAIN mm/hr
0.017	1.59	3.017	2.54	6.017	11.45	9.02	2.23
0.033	1.59	3.033	2.55	6.033	11.45	9.03	2.23
0.050	1.59	3.050	2.55	6.050	11.45	9.05	2.23
0.067	1.59	3.067	2.55	6.067	11.45	9.07	2.23
0.083	1.59	3.083	2.55	6.083	11.45	9.08	2.23
0.100	1.59	3.100	2.54	6.100	11.45	9.10	2.23
0.117	1.59	3.117	2.55	6.117	11.45	9.12	2.23
0.133	1.59	3.133	2.55	6.133	11.45	9.13	2.23
0.150	1.59	3.150	2.55	6.150	11.45	9.15	2.23
0.167	1.59	3.167	2.55	6.167	11.45	9.17	2.23
0.183	1.59	3.183	2.54	6.183	11.45	9.18	2.23

VO6 Model Output Pre-development Condition

0.200	1.59	3.200	2.55	6.200	11.45	9.20	2.23
0.217	1.59	3.217	2.55	6.217	11.45	9.22	2.23
0.233	1.59	3.233	2.55	6.233	11.45	9.23	2.23
0.250	1.59	3.250	2.55	6.250	11.45	9.25	2.23
0.267	1.59	3.267	2.54	6.267	11.45	9.27	2.23
0.283	1.59	3.283	2.55	6.283	11.45	9.28	2.23
0.300	1.59	3.300	2.55	6.300	11.45	9.30	2.23
0.317	1.59	3.317	2.55	6.317	11.45	9.32	2.23
0.333	1.59	3.333	2.55	6.333	11.45	9.33	2.23
0.350	1.59	3.350	2.54	6.350	11.45	9.35	2.23
0.367	1.59	3.367	2.55	6.367	11.45	9.37	2.23
0.383	1.59	3.383	2.55	6.383	11.45	9.38	2.23
0.400	1.59	3.400	2.55	6.400	11.45	9.40	2.23
0.417	1.59	3.417	2.55	6.417	11.45	9.42	2.23
0.433	1.59	3.433	2.54	6.433	11.45	9.43	2.23
0.450	1.59	3.450	2.55	6.450	11.45	9.45	2.23
0.467	1.59	3.467	2.55	6.467	11.45	9.47	2.23
0.483	1.59	3.483	2.55	6.483	11.45	9.48	2.23
0.500	1.59	3.500	2.55	6.500	11.44	9.50	2.23
0.517	1.59	3.517	2.54	6.517	5.09	9.52	2.23
0.533	1.59	3.533	2.55	6.533	5.09	9.53	2.23
0.550	1.59	3.550	2.55	6.550	5.09	9.55	2.23
0.567	1.59	3.567	2.55	6.567	5.09	9.57	2.23
0.583	1.59	3.583	2.55	6.583	5.09	9.58	2.23
0.600	1.59	3.600	2.54	6.600	5.09	9.60	2.23
0.617	1.59	3.617	2.55	6.617	5.09	9.62	2.23
0.633	1.59	3.633	2.55	6.633	5.09	9.63	2.23
0.650	1.59	3.650	2.55	6.650	5.09	9.65	2.23
0.667	1.59	3.667	2.55	6.667	5.09	9.67	2.23
0.683	1.59	3.683	2.54	6.683	5.09	9.68	2.23
0.700	1.59	3.700	2.55	6.700	5.09	9.70	2.23
0.717	1.59	3.717	2.55	6.717	5.09	9.72	2.23
0.733	1.59	3.733	2.55	6.733	5.09	9.73	2.23
0.750	1.59	3.750	2.55	6.750	5.09	9.75	2.23
0.767	1.59	3.767	2.54	6.767	5.09	9.77	2.23
0.783	1.59	3.783	2.55	6.783	5.09	9.78	2.23
0.800	1.59	3.800	2.55	6.800	5.09	9.80	2.23
0.817	1.59	3.817	2.55	6.817	5.09	9.82	2.23
0.833	1.59	3.833	2.55	6.833	5.09	9.83	2.23
0.850	1.59	3.850	2.54	6.850	5.09	9.85	2.23
0.867	1.59	3.867	2.55	6.867	5.09	9.87	2.23
0.883	1.59	3.883	2.55	6.883	5.09	9.88	2.23
0.900	1.59	3.900	2.55	6.900	5.09	9.90	2.23
0.917	1.59	3.917	2.55	6.917	5.09	9.92	2.23
0.933	1.59	3.933	2.54	6.933	5.09	9.93	2.23
0.950	1.59	3.950	2.55	6.950	5.09	9.95	2.23
0.967	1.59	3.967	2.55	6.967	5.09	9.97	2.23

VO6 Model Output Pre-development Condition

0.983	1.59	3.983	2.55	6.983	5.09	9.98	2.23
1.000	1.59	4.000	2.55	7.000	5.09	10.00	2.22
1.017	1.59	4.017	3.82	7.017	5.09	10.02	1.27
1.033	1.59	4.033	3.82	7.033	5.09	10.03	1.27
1.050	1.59	4.050	3.82	7.050	5.09	10.05	1.27
1.067	1.59	4.067	3.82	7.067	5.09	10.07	1.27
1.083	1.59	4.083	3.82	7.083	5.09	10.08	1.27
1.100	1.59	4.100	3.82	7.100	5.09	10.10	1.27
1.117	1.59	4.117	3.82	7.117	5.09	10.12	1.27
1.133	1.59	4.133	3.82	7.133	5.09	10.13	1.27
1.150	1.59	4.150	3.82	7.150	5.09	10.15	1.27
1.167	1.59	4.167	3.82	7.167	5.09	10.17	1.27
1.183	1.59	4.183	3.82	7.183	5.09	10.18	1.27
1.200	1.59	4.200	3.82	7.200	5.09	10.20	1.27
1.217	1.59	4.217	3.82	7.217	5.09	10.22	1.27
1.233	1.59	4.233	3.82	7.233	5.09	10.23	1.27
1.250	1.59	4.250	3.82	7.250	5.09	10.25	1.27
1.267	1.59	4.267	3.82	7.267	5.09	10.27	1.27
1.283	1.59	4.283	3.82	7.283	5.09	10.28	1.27
1.300	1.59	4.300	3.82	7.300	5.09	10.30	1.27
1.317	1.59	4.317	3.82	7.317	5.09	10.32	1.27
1.333	1.59	4.333	3.82	7.333	5.09	10.33	1.27
1.350	1.59	4.350	3.82	7.350	5.09	10.35	1.27
1.367	1.59	4.367	3.82	7.367	5.09	10.37	1.27
1.383	1.59	4.383	3.82	7.383	5.09	10.38	1.27
1.400	1.59	4.400	3.82	7.400	5.09	10.40	1.27
1.417	1.59	4.417	3.82	7.417	5.09	10.42	1.27
1.433	1.59	4.433	3.82	7.433	5.09	10.43	1.27
1.450	1.59	4.450	3.82	7.450	5.09	10.45	1.27
1.467	1.59	4.467	3.82	7.467	5.09	10.47	1.27
1.483	1.59	4.483	3.82	7.483	5.09	10.48	1.27
1.500	1.59	4.500	3.82	7.500	5.09	10.50	1.27
1.517	1.59	4.517	5.09	7.517	3.82	10.52	1.27
1.533	1.59	4.533	5.09	7.533	3.82	10.53	1.27
1.550	1.59	4.550	5.09	7.550	3.82	10.55	1.27
1.567	1.59	4.567	5.09	7.567	3.82	10.57	1.27
1.583	1.59	4.583	5.09	7.583	3.82	10.58	1.27
1.600	1.59	4.600	5.09	7.600	3.82	10.60	1.27
1.617	1.59	4.617	5.09	7.617	3.82	10.62	1.27
1.633	1.59	4.633	5.09	7.633	3.82	10.63	1.27
1.650	1.59	4.650	5.09	7.650	3.82	10.65	1.27
1.667	1.59	4.667	5.09	7.667	3.82	10.67	1.27
1.683	1.59	4.683	5.09	7.683	3.82	10.68	1.27
1.700	1.59	4.700	5.09	7.700	3.82	10.70	1.27
1.717	1.59	4.717	5.09	7.717	3.82	10.72	1.27
1.733	1.59	4.733	5.09	7.733	3.82	10.73	1.27
1.750	1.59	4.750	5.09	7.750	3.82	10.75	1.27

VO6 Model Output Pre-development Condition

1.767	1.59	4.767	5.09	7.767	3.82	10.77	1.27
1.783	1.59	4.783	5.09	7.783	3.82	10.78	1.27
1.800	1.59	4.800	5.09	7.800	3.82	10.80	1.27
1.817	1.59	4.817	5.09	7.817	3.82	10.82	1.27
1.833	1.59	4.833	5.09	7.833	3.82	10.83	1.27
1.850	1.59	4.850	5.09	7.850	3.82	10.85	1.27
1.867	1.59	4.867	5.09	7.867	3.82	10.87	1.27
1.883	1.59	4.883	5.09	7.883	3.82	10.88	1.27
1.900	1.59	4.900	5.09	7.900	3.82	10.90	1.27
1.917	1.59	4.917	5.09	7.917	3.82	10.92	1.27
1.933	1.59	4.933	5.09	7.933	3.82	10.93	1.27
1.950	1.59	4.950	5.09	7.950	3.82	10.95	1.27
1.967	1.59	4.967	5.09	7.967	3.82	10.97	1.27
1.983	1.59	4.983	5.09	7.983	3.82	10.98	1.27
2.000	1.59	5.000	5.09	8.000	3.81	11.00	1.27
2.017	1.91	5.017	7.63	8.017	2.23	11.02	1.27
2.033	1.91	5.033	7.63	8.033	2.23	11.03	1.27
2.050	1.91	5.050	7.63	8.050	2.23	11.05	1.27
2.067	1.91	5.067	7.63	8.067	2.23	11.07	1.27
2.083	1.91	5.083	7.63	8.083	2.23	11.08	1.27
2.100	1.91	5.100	7.63	8.100	2.23	11.10	1.27
2.117	1.91	5.117	7.63	8.117	2.23	11.12	1.27
2.133	1.91	5.133	7.63	8.133	2.23	11.13	1.27
2.150	1.91	5.150	7.63	8.150	2.23	11.15	1.27
2.167	1.91	5.167	7.63	8.167	2.23	11.17	1.27
2.183	1.91	5.183	7.63	8.183	2.23	11.18	1.27
2.200	1.91	5.200	7.63	8.200	2.23	11.20	1.27
2.217	1.91	5.217	7.63	8.217	2.23	11.22	1.27
2.233	1.91	5.233	7.63	8.233	2.23	11.23	1.27
2.250	1.91	5.250	7.63	8.250	2.23	11.25	1.27
2.267	1.91	5.267	7.63	8.267	2.23	11.27	1.27
2.283	1.91	5.283	7.63	8.283	2.23	11.28	1.27
2.300	1.91	5.300	7.63	8.300	2.23	11.30	1.27
2.317	1.91	5.317	7.63	8.317	2.23	11.32	1.27
2.333	1.91	5.333	7.63	8.333	2.23	11.33	1.27
2.350	1.91	5.350	7.63	8.350	2.23	11.35	1.27
2.367	1.91	5.367	7.63	8.367	2.23	11.37	1.27
2.383	1.91	5.383	7.63	8.383	2.23	11.38	1.27
2.400	1.91	5.400	7.63	8.400	2.23	11.40	1.27
2.417	1.91	5.417	7.63	8.417	2.23	11.42	1.27
2.433	1.91	5.433	7.63	8.433	2.23	11.43	1.27
2.450	1.91	5.450	7.63	8.450	2.23	11.45	1.27
2.467	1.91	5.467	7.63	8.467	2.23	11.47	1.27
2.483	1.91	5.483	7.63	8.483	2.23	11.48	1.27
2.500	1.91	5.500	7.66	8.500	2.23	11.50	1.27
2.517	1.91	5.517	30.53	8.517	2.23	11.52	1.27
2.533	1.91	5.533	30.53	8.533	2.23	11.53	1.27

VO6 Model Output Pre-development Condition

2.550	1.91	5.550	30.53	8.550	2.23	11.55	1.27
2.567	1.91	5.567	30.53	8.567	2.23	11.57	1.27
2.583	1.91	5.583	30.53	8.583	2.23	11.58	1.27
2.600	1.91	5.600	30.53	8.600	2.23	11.60	1.27
2.617	1.91	5.617	30.53	8.617	2.23	11.62	1.27
2.633	1.91	5.633	30.53	8.633	2.23	11.63	1.27
2.650	1.91	5.650	30.53	8.650	2.23	11.65	1.27
2.667	1.91	5.667	30.53	8.667	2.23	11.67	1.27
2.683	1.91	5.683	30.53	8.683	2.23	11.68	1.27
2.700	1.91	5.700	30.53	8.700	2.23	11.70	1.27
2.717	1.91	5.717	30.53	8.717	2.23	11.72	1.27
2.733	1.91	5.733	30.53	8.733	2.23	11.73	1.27
2.750	1.91	5.750	30.59	8.750	2.23	11.75	1.27
2.767	1.91	5.767	72.72	8.767	2.23	11.77	1.27
2.783	1.91	5.783	72.72	8.783	2.23	11.78	1.27
2.800	1.91	5.800	72.72	8.800	2.23	11.80	1.27
2.817	1.91	5.817	72.72	8.817	2.23	11.82	1.27
2.833	1.91	5.833	72.79	8.833	2.23	11.83	1.27
2.850	1.91	5.850	126.61	8.850	2.23	11.85	1.27
2.867	1.91	5.867	126.61	8.867	2.23	11.87	1.27
2.883	1.91	5.883	126.61	8.883	2.23	11.88	1.27
2.900	1.91	5.900	126.61	8.900	2.23	11.90	1.27
2.917	1.91	5.917	126.52	8.917	2.23	11.92	1.27
2.933	1.91	5.933	52.58	8.933	2.23	11.93	1.27
2.950	1.91	5.950	52.58	8.950	2.23	11.95	1.27
2.967	1.91	5.967	52.58	8.967	2.23	11.97	1.27
2.983	1.91	5.983	52.58	8.983	2.23	11.98	1.27
3.000	1.91	6.000	52.52	9.000	2.23	12.00	1.27

Max.Eff.Inten.(mm/hr)=	126.59	0.00	
over (min)	5.00	7.00	
Storage Coeff. (min)=	2.75 (ii)	6.06 (ii)	
Unit Hyd. Tpeak (min)=	5.00	7.00	
Unit Hyd. peak (cms)=	0.32	0.18	
			TOTALS
PEAK FLOW (cms)=	0.65	0.00	0.648 (iii)
TIME TO PEAK (hrs)=	5.93	0.00	5.93
RUNOFF VOLUME (mm)=	63.24	0.00	53.13
TOTAL RAINFALL (mm)=	64.25	64.25	64.25
RUNOFF COEFFICIENT =	0.98	0.00	0.83

(i) HORTONS EQUATION SELECTED FOR PERVIOUS LOSSES:
Fo (mm/hr)=184.00 K (1/hr)= 2.00
Fc (mm/hr)= 46.00 Cum.Inf. (mm)= 0.00
(ii) TIME STEP (DT) SHOULD BE SMALLER OR EQUAL

```
          THAN THE STORAGE COEFFICIENT.
     (iii) PEAK FLOW DOES NOT INCLUDE BASEFLOW IF ANY.

-------------------------------------------------------------------------------
================================================================================
========================

       V    V   I    SSSSS  U   U    A    L              (v 6.1.2003)
       V    V   I    SS     U   U   A A   L
        V  V    I     SS    U   U  AAAAA  L
        V  V    I      SS   U   U  A   A  L
         VV     I    SSSSS  UUUUU  A   A  LLLLL

        OOO   TTTTT  TTTTT  H   H  Y   Y  M   M   OOO    TM
       O   O    T      T    H   H   Y Y   MM MM  O   O
       O   O    T      T    H   H    Y    M   M  O   O
        OOO     T      T    H   H    Y    M   M   OOO
Developed and Distributed by Smart City Water Inc
Copyright 2007 - 2020 Smart City Water Inc
All rights reserved.


                  *****  D E T A I L E D   O U T P U T *****


  Input   filename: C:\Program Files (x86)\Visual OTTHYMO 6.1\VO2\voin.dat

  Output  filename:
C:\Users\rkazemi\AppData\Local\Civica\VH5\07828278-883c-48e2-8028-0ef9546d84d4\d9a9
35b6-6607-46cb-8ec8-97d3a382bde9\scen
  Summary filename:
C:\Users\rkazemi\AppData\Local\Civica\VH5\07828278-883c-48e2-8028-0ef9546d84d4\d9a9
35b6-6607-46cb-8ec8-97d3a382bde9\scen


DATE: 06-28-2021                          TIME: 04:59:58

USER:



COMMENTS: ____________________________________________________________


-------------------------------------------------------------------------------
------------------------
  ************************************************
```

VO6 Model Output Pre-development Condition

```
** SIMULATION : Run 04                          **
************************************************
```

```
--------------------
|    READ STORM    |    Filename: C:\Users\rkazemi\AppD
|                  |              ata\Local\Temp\
|                  |              d21fa1a8-cf8d-4ca7-86c4-3ea060db57a6\0c337781
| Ptotal= 75.04 mm |    Comments: 25-Year SCS-II Storm City of Toronto_New
--------------------
```

TIME hrs	RAIN mm/hr	TIME hrs	RAIN mm/hr	TIME hrs	RAIN mm/hr	TIME hrs	RAIN mm/hr
0.08	1.86	3.08	2.97	6.08	13.37	9.08	2.60
0.17	1.86	3.17	2.97	6.17	13.37	9.17	2.60
0.25	1.86	3.25	2.97	6.25	13.37	9.25	2.60
0.33	1.86	3.33	2.97	6.33	13.37	9.33	2.60
0.42	1.86	3.42	2.97	6.42	13.37	9.42	2.60
0.50	1.86	3.50	2.97	6.50	13.37	9.50	2.60
0.58	1.86	3.58	2.97	6.58	5.94	9.58	2.60
0.67	1.86	3.67	2.97	6.67	5.94	9.67	2.60
0.75	1.86	3.75	2.97	6.75	5.94	9.75	2.60
0.83	1.86	3.83	2.97	6.83	5.94	9.83	2.60
0.92	1.86	3.92	2.97	6.92	5.94	9.92	2.60
1.00	1.86	4.00	2.97	7.00	5.94	10.00	2.60
1.08	1.86	4.08	4.46	7.08	5.94	10.08	1.49
1.17	1.86	4.17	4.46	7.17	5.94	10.17	1.49
1.25	1.86	4.25	4.46	7.25	5.94	10.25	1.49
1.33	1.86	4.33	4.46	7.33	5.94	10.33	1.49
1.42	1.86	4.42	4.46	7.42	5.94	10.42	1.49
1.50	1.86	4.50	4.46	7.50	5.94	10.50	1.49
1.58	1.86	4.58	5.94	7.58	4.46	10.58	1.49
1.67	1.86	4.67	5.94	7.67	4.46	10.67	1.49
1.75	1.86	4.75	5.94	7.75	4.46	10.75	1.49
1.83	1.86	4.83	5.94	7.83	4.46	10.83	1.49
1.92	1.86	4.92	5.94	7.92	4.46	10.92	1.49
2.00	1.86	5.00	5.94	8.00	4.46	11.00	1.49
2.08	2.23	5.08	8.92	8.08	2.60	11.08	1.49
2.17	2.23	5.17	8.92	8.17	2.60	11.17	1.49
2.25	2.23	5.25	8.92	8.25	2.60	11.25	1.49
2.33	2.23	5.33	8.92	8.33	2.60	11.33	1.49
2.42	2.23	5.42	8.92	8.42	2.60	11.42	1.49
2.50	2.23	5.50	8.92	8.50	2.60	11.50	1.49
2.58	2.23	5.58	35.66	8.58	2.60	11.58	1.49
2.67	2.23	5.67	35.66	8.67	2.60	11.67	1.49
2.75	2.23	5.75	35.66	8.75	2.60	11.75	1.49
2.83	2.23	5.83	84.93	8.83	2.60	11.83	1.49
2.92	2.23	5.92	147.88	8.92	2.60	11.92	1.49

3.00	2.23	6.00	61.41	9.00	2.60	12.00	1.49

```
--------------------
| CALIB            |
| STANDHYD (  0100)|   Area    (ha)=   2.63
|ID= 1 DT= 1.0 min |   Total Imp(%)=  84.00   Dir. Conn.(%)=  84.00
--------------------
```

		IMPERVIOUS	PERVIOUS (i)
Surface Area	(ha)=	2.21	0.42
Dep. Storage	(mm)=	1.00	5.00
Average Slope	(%)=	1.00	2.00
Length	(m)=	132.41	40.00
Mannings n	=	0.013	0.250

NOTE: RAINFALL WAS TRANSFORMED TO 1.0 MIN. TIME STEP.

---- TRANSFORMED HYETOGRAPH ----

TIME hrs	RAIN mm/hr	TIME hrs	RAIN mm/hr	TIME hrs	RAIN mm/hr	TIME hrs	RAIN mm/hr
0.017	1.86	3.017	2.97	6.017	13.37	9.02	2.60
0.033	1.86	3.033	2.97	6.033	13.37	9.03	2.60
0.050	1.86	3.050	2.97	6.050	13.37	9.05	2.60
0.067	1.86	3.067	2.97	6.067	13.37	9.07	2.60
0.083	1.86	3.083	2.97	6.083	13.37	9.08	2.60
0.100	1.86	3.100	2.97	6.100	13.37	9.10	2.60
0.117	1.86	3.117	2.97	6.117	13.37	9.12	2.60
0.133	1.86	3.133	2.97	6.133	13.37	9.13	2.60
0.150	1.86	3.150	2.97	6.150	13.37	9.15	2.60
0.167	1.86	3.167	2.97	6.167	13.37	9.17	2.60
0.183	1.86	3.183	2.97	6.183	13.37	9.18	2.60
0.200	1.86	3.200	2.97	6.200	13.37	9.20	2.60
0.217	1.86	3.217	2.97	6.217	13.37	9.22	2.60
0.233	1.86	3.233	2.97	6.233	13.37	9.23	2.60
0.250	1.86	3.250	2.97	6.250	13.37	9.25	2.60
0.267	1.86	3.267	2.97	6.267	13.37	9.27	2.60
0.283	1.86	3.283	2.97	6.283	13.37	9.28	2.60
0.300	1.86	3.300	2.97	6.300	13.37	9.30	2.60
0.317	1.86	3.317	2.97	6.317	13.37	9.32	2.60
0.333	1.86	3.333	2.97	6.333	13.37	9.33	2.60
0.350	1.86	3.350	2.97	6.350	13.37	9.35	2.60
0.367	1.86	3.367	2.97	6.367	13.37	9.37	2.60
0.383	1.86	3.383	2.97	6.383	13.37	9.38	2.60
0.400	1.86	3.400	2.97	6.400	13.37	9.40	2.60
0.417	1.86	3.417	2.97	6.417	13.37	9.42	2.60

VO6 Model Output Pre-development Condition

0.433	1.86	3.433	2.97	6.433	13.37	9.43	2.60
0.450	1.86	3.450	2.97	6.450	13.37	9.45	2.60
0.467	1.86	3.467	2.97	6.467	13.37	9.47	2.60
0.483	1.86	3.483	2.97	6.483	13.37	9.48	2.60
0.500	1.86	3.500	2.97	6.500	13.36	9.50	2.60
0.517	1.86	3.517	2.97	6.517	5.94	9.52	2.60
0.533	1.86	3.533	2.97	6.533	5.94	9.53	2.60
0.550	1.86	3.550	2.97	6.550	5.94	9.55	2.60
0.567	1.86	3.567	2.97	6.567	5.94	9.57	2.60
0.583	1.86	3.583	2.97	6.583	5.94	9.58	2.60
0.600	1.86	3.600	2.97	6.600	5.94	9.60	2.60
0.617	1.86	3.617	2.97	6.617	5.94	9.62	2.60
0.633	1.86	3.633	2.97	6.633	5.94	9.63	2.60
0.650	1.86	3.650	2.97	6.650	5.94	9.65	2.60
0.667	1.86	3.667	2.97	6.667	5.94	9.67	2.60
0.683	1.86	3.683	2.97	6.683	5.94	9.68	2.60
0.700	1.86	3.700	2.97	6.700	5.94	9.70	2.60
0.717	1.86	3.717	2.97	6.717	5.94	9.72	2.60
0.733	1.86	3.733	2.97	6.733	5.94	9.73	2.60
0.750	1.86	3.750	2.97	6.750	5.94	9.75	2.60
0.767	1.86	3.767	2.97	6.767	5.94	9.77	2.60
0.783	1.86	3.783	2.97	6.783	5.94	9.78	2.60
0.800	1.86	3.800	2.97	6.800	5.94	9.80	2.60
0.817	1.86	3.817	2.97	6.817	5.94	9.82	2.60
0.833	1.86	3.833	2.97	6.833	5.94	9.83	2.60
0.850	1.86	3.850	2.97	6.850	5.94	9.85	2.60
0.867	1.86	3.867	2.97	6.867	5.94	9.87	2.60
0.883	1.86	3.883	2.97	6.883	5.94	9.88	2.60
0.900	1.86	3.900	2.97	6.900	5.94	9.90	2.60
0.917	1.86	3.917	2.97	6.917	5.94	9.92	2.60
0.933	1.86	3.933	2.97	6.933	5.94	9.93	2.60
0.950	1.86	3.950	2.97	6.950	5.94	9.95	2.60
0.967	1.86	3.967	2.97	6.967	5.94	9.97	2.60
0.983	1.86	3.983	2.97	6.983	5.94	9.98	2.60
1.000	1.86	4.000	2.97	7.000	5.94	10.00	2.60
1.017	1.86	4.017	4.46	7.017	5.94	10.02	1.49
1.033	1.86	4.033	4.46	7.033	5.94	10.03	1.49
1.050	1.86	4.050	4.46	7.050	5.94	10.05	1.49
1.067	1.86	4.067	4.46	7.067	5.94	10.07	1.49
1.083	1.86	4.083	4.46	7.083	5.94	10.08	1.49
1.100	1.86	4.100	4.46	7.100	5.94	10.10	1.49
1.117	1.86	4.117	4.46	7.117	5.94	10.12	1.49
1.133	1.86	4.133	4.46	7.133	5.94	10.13	1.49
1.150	1.86	4.150	4.46	7.150	5.94	10.15	1.49
1.167	1.86	4.167	4.46	7.167	5.94	10.17	1.49
1.183	1.86	4.183	4.46	7.183	5.94	10.18	1.49
1.200	1.86	4.200	4.46	7.200	5.94	10.20	1.49

VO6 Model Output Pre-development Condition

1.217	1.86	4.217	4.46	7.217	5.94	10.22	1.49
1.233	1.86	4.233	4.46	7.233	5.94	10.23	1.49
1.250	1.86	4.250	4.46	7.250	5.94	10.25	1.49
1.267	1.86	4.267	4.46	7.267	5.94	10.27	1.49
1.283	1.86	4.283	4.46	7.283	5.94	10.28	1.49
1.300	1.86	4.300	4.46	7.300	5.94	10.30	1.49
1.317	1.86	4.317	4.46	7.317	5.94	10.32	1.49
1.333	1.86	4.333	4.46	7.333	5.94	10.33	1.49
1.350	1.86	4.350	4.46	7.350	5.94	10.35	1.49
1.367	1.86	4.367	4.46	7.367	5.94	10.37	1.49
1.383	1.86	4.383	4.46	7.383	5.94	10.38	1.49
1.400	1.86	4.400	4.46	7.400	5.94	10.40	1.49
1.417	1.86	4.417	4.46	7.417	5.94	10.42	1.49
1.433	1.86	4.433	4.46	7.433	5.94	10.43	1.49
1.450	1.86	4.450	4.46	7.450	5.94	10.45	1.49
1.467	1.86	4.467	4.46	7.467	5.94	10.47	1.49
1.483	1.86	4.483	4.46	7.483	5.94	10.48	1.49
1.500	1.86	4.500	4.46	7.500	5.94	10.50	1.49
1.517	1.86	4.517	5.94	7.517	4.46	10.52	1.49
1.533	1.86	4.533	5.94	7.533	4.46	10.53	1.49
1.550	1.86	4.550	5.94	7.550	4.46	10.55	1.49
1.567	1.86	4.567	5.94	7.567	4.46	10.57	1.49
1.583	1.86	4.583	5.94	7.583	4.46	10.58	1.49
1.600	1.86	4.600	5.94	7.600	4.46	10.60	1.49
1.617	1.86	4.617	5.94	7.617	4.46	10.62	1.49
1.633	1.86	4.633	5.94	7.633	4.46	10.63	1.49
1.650	1.86	4.650	5.94	7.650	4.46	10.65	1.49
1.667	1.86	4.667	5.94	7.667	4.46	10.67	1.49
1.683	1.86	4.683	5.94	7.683	4.46	10.68	1.49
1.700	1.86	4.700	5.94	7.700	4.46	10.70	1.49
1.717	1.86	4.717	5.94	7.717	4.46	10.72	1.49
1.733	1.86	4.733	5.94	7.733	4.46	10.73	1.49
1.750	1.86	4.750	5.94	7.750	4.46	10.75	1.49
1.767	1.86	4.767	5.94	7.767	4.46	10.77	1.49
1.783	1.86	4.783	5.94	7.783	4.46	10.78	1.49
1.800	1.86	4.800	5.94	7.800	4.46	10.80	1.49
1.817	1.86	4.817	5.94	7.817	4.46	10.82	1.49
1.833	1.86	4.833	5.94	7.833	4.46	10.83	1.49
1.850	1.86	4.850	5.94	7.850	4.46	10.85	1.49
1.867	1.86	4.867	5.94	7.867	4.46	10.87	1.49
1.883	1.86	4.883	5.94	7.883	4.46	10.88	1.49
1.900	1.86	4.900	5.94	7.900	4.46	10.90	1.49
1.917	1.86	4.917	5.94	7.917	4.46	10.92	1.49
1.933	1.86	4.933	5.94	7.933	4.46	10.93	1.49
1.950	1.86	4.950	5.94	7.950	4.46	10.95	1.49
1.967	1.86	4.967	5.94	7.967	4.46	10.97	1.49
1.983	1.86	4.983	5.94	7.983	4.46	10.98	1.49

VO6 Model Output Pre-development Condition

2.000	1.86	5.000	5.95	8.000	4.45	11.00	1.49
2.017	2.23	5.017	8.92	8.017	2.60	11.02	1.49
2.033	2.23	5.033	8.92	8.033	2.60	11.03	1.49
2.050	2.23	5.050	8.92	8.050	2.60	11.05	1.49
2.067	2.23	5.067	8.92	8.067	2.60	11.07	1.49
2.083	2.23	5.083	8.92	8.083	2.60	11.08	1.49
2.100	2.23	5.100	8.92	8.100	2.60	11.10	1.49
2.117	2.23	5.117	8.92	8.117	2.60	11.12	1.49
2.133	2.23	5.133	8.92	8.133	2.60	11.13	1.49
2.150	2.23	5.150	8.92	8.150	2.60	11.15	1.49
2.167	2.23	5.167	8.92	8.167	2.60	11.17	1.49
2.183	2.23	5.183	8.92	8.183	2.60	11.18	1.49
2.200	2.23	5.200	8.92	8.200	2.60	11.20	1.49
2.217	2.23	5.217	8.92	8.217	2.60	11.22	1.49
2.233	2.23	5.233	8.92	8.233	2.60	11.23	1.49
2.250	2.23	5.250	8.92	8.250	2.60	11.25	1.49
2.267	2.23	5.267	8.92	8.267	2.60	11.27	1.49
2.283	2.23	5.283	8.92	8.283	2.60	11.28	1.49
2.300	2.23	5.300	8.92	8.300	2.60	11.30	1.49
2.317	2.23	5.317	8.92	8.317	2.60	11.32	1.49
2.333	2.23	5.333	8.92	8.333	2.60	11.33	1.49
2.350	2.23	5.350	8.92	8.350	2.60	11.35	1.49
2.367	2.23	5.367	8.92	8.367	2.60	11.37	1.49
2.383	2.23	5.383	8.92	8.383	2.60	11.38	1.49
2.400	2.23	5.400	8.92	8.400	2.60	11.40	1.49
2.417	2.23	5.417	8.92	8.417	2.60	11.42	1.49
2.433	2.23	5.433	8.92	8.433	2.60	11.43	1.49
2.450	2.23	5.450	8.92	8.450	2.60	11.45	1.49
2.467	2.23	5.467	8.92	8.467	2.60	11.47	1.49
2.483	2.23	5.483	8.92	8.483	2.60	11.48	1.49
2.500	2.23	5.500	8.94	8.500	2.60	11.50	1.49
2.517	2.23	5.517	35.66	8.517	2.60	11.52	1.49
2.533	2.23	5.533	35.66	8.533	2.60	11.53	1.49
2.550	2.23	5.550	35.66	8.550	2.60	11.55	1.49
2.567	2.23	5.567	35.66	8.567	2.60	11.57	1.49
2.583	2.23	5.583	35.66	8.583	2.60	11.58	1.49
2.600	2.23	5.600	35.66	8.600	2.60	11.60	1.49
2.617	2.23	5.617	35.66	8.617	2.60	11.62	1.49
2.633	2.23	5.633	35.66	8.633	2.60	11.63	1.49
2.650	2.23	5.650	35.66	8.650	2.60	11.65	1.49
2.667	2.23	5.667	35.66	8.667	2.60	11.67	1.49
2.683	2.23	5.683	35.66	8.683	2.60	11.68	1.49
2.700	2.23	5.700	35.66	8.700	2.60	11.70	1.49
2.717	2.23	5.717	35.66	8.717	2.60	11.72	1.49
2.733	2.23	5.733	35.66	8.733	2.60	11.73	1.49
2.750	2.23	5.750	35.72	8.750	2.60	11.75	1.49
2.767	2.23	5.767	84.93	8.767	2.60	11.77	1.49

2.783	2.23	5.783	84.93	8.783	2.60	11.78	1.49
2.800	2.23	5.800	84.93	8.800	2.60	11.80	1.49
2.817	2.23	5.817	84.93	8.817	2.60	11.82	1.49
2.833	2.23	5.833	85.01	8.833	2.60	11.83	1.49
2.850	2.23	5.850	147.88	8.850	2.60	11.85	1.49
2.867	2.23	5.867	147.88	8.867	2.60	11.87	1.49
2.883	2.23	5.883	147.88	8.883	2.60	11.88	1.49
2.900	2.23	5.900	147.88	8.900	2.60	11.90	1.49
2.917	2.23	5.917	147.77	8.917	2.60	11.92	1.49
2.933	2.23	5.933	61.41	8.933	2.60	11.93	1.49
2.950	2.23	5.950	61.41	8.950	2.60	11.95	1.49
2.967	2.23	5.967	61.41	8.967	2.60	11.97	1.49
2.983	2.23	5.983	61.41	8.983	2.60	11.98	1.49
3.000	2.23	6.000	61.34	9.000	2.60	12.00	1.49

```
     Max.Eff.Inten.(mm/hr)=     147.86        81.66
                over (min)        5.00         6.00
     Storage Coeff.  (min)=       2.59 (ii)    5.69 (ii)
     Unit Hyd. Tpeak (min)=       5.00         6.00
     Unit Hyd. peak  (cms)=       0.33         0.20
                                                          *TOTALS*
     PEAK FLOW       (cms)=       0.77         0.09          0.845 (iii)
     TIME TO PEAK    (hrs)=       5.93         5.98           5.95
     RUNOFF VOLUME    (mm)=      74.04        45.42          69.46
     TOTAL RAINFALL   (mm)=      75.04        75.04          75.04
     RUNOFF COEFFICIENT   =       0.99         0.61           0.93


       (i) CN PROCEDURE SELECTED FOR PERVIOUS LOSSES:
            CN*  =  87.0    Ia = Dep. Storage  (Above)
      (ii) TIME STEP (DT) SHOULD BE SMALLER OR EQUAL
           THAN THE STORAGE COEFFICIENT.
     (iii) PEAK FLOW DOES NOT INCLUDE BASEFLOW IF ANY.

--------------------------------------------------------------------------------
--------------------
| CALIB            |
| STANDHYD (  0001)|   Area    (ha)=   2.63
|ID= 1 DT= 1.0 min |   Total Imp(%)=  84.00   Dir. Conn.(%)=  84.00
--------------------
                              IMPERVIOUS    PERVIOUS (i)
     Surface Area     (ha)=       2.21         0.42
     Dep. Storage     (mm)=       1.00         5.00
     Average Slope     (%)=       1.00         2.00
     Length            (m)=     132.41        40.00
     Mannings n           =      0.013        0.250
```

VO6 Model Output Pre-development Condition
NOTE: RAINFALL WAS TRANSFORMED TO 1.0 MIN. TIME STEP.

---- TRANSFORMED HYETOGRAPH ----

TIME hrs	RAIN mm/hr	TIME hrs	RAIN mm/hr	TIME hrs	RAIN mm/hr	TIME hrs	RAIN mm/hr
0.017	1.86	3.017	2.97	6.017	13.37	9.02	2.60
0.033	1.86	3.033	2.97	6.033	13.37	9.03	2.60
0.050	1.86	3.050	2.97	6.050	13.37	9.05	2.60
0.067	1.86	3.067	2.97	6.067	13.37	9.07	2.60
0.083	1.86	3.083	2.97	6.083	13.37	9.08	2.60
0.100	1.86	3.100	2.97	6.100	13.37	9.10	2.60
0.117	1.86	3.117	2.97	6.117	13.37	9.12	2.60
0.133	1.86	3.133	2.97	6.133	13.37	9.13	2.60
0.150	1.86	3.150	2.97	6.150	13.37	9.15	2.60
0.167	1.86	3.167	2.97	6.167	13.37	9.17	2.60
0.183	1.86	3.183	2.97	6.183	13.37	9.18	2.60
0.200	1.86	3.200	2.97	6.200	13.37	9.20	2.60
0.217	1.86	3.217	2.97	6.217	13.37	9.22	2.60
0.233	1.86	3.233	2.97	6.233	13.37	9.23	2.60
0.250	1.86	3.250	2.97	6.250	13.37	9.25	2.60
0.267	1.86	3.267	2.97	6.267	13.37	9.27	2.60
0.283	1.86	3.283	2.97	6.283	13.37	9.28	2.60
0.300	1.86	3.300	2.97	6.300	13.37	9.30	2.60
0.317	1.86	3.317	2.97	6.317	13.37	9.32	2.60
0.333	1.86	3.333	2.97	6.333	13.37	9.33	2.60
0.350	1.86	3.350	2.97	6.350	13.37	9.35	2.60
0.367	1.86	3.367	2.97	6.367	13.37	9.37	2.60
0.383	1.86	3.383	2.97	6.383	13.37	9.38	2.60
0.400	1.86	3.400	2.97	6.400	13.37	9.40	2.60
0.417	1.86	3.417	2.97	6.417	13.37	9.42	2.60
0.433	1.86	3.433	2.97	6.433	13.37	9.43	2.60
0.450	1.86	3.450	2.97	6.450	13.37	9.45	2.60
0.467	1.86	3.467	2.97	6.467	13.37	9.47	2.60
0.483	1.86	3.483	2.97	6.483	13.37	9.48	2.60
0.500	1.86	3.500	2.97	6.500	13.36	9.50	2.60
0.517	1.86	3.517	2.97	6.517	5.94	9.52	2.60
0.533	1.86	3.533	2.97	6.533	5.94	9.53	2.60
0.550	1.86	3.550	2.97	6.550	5.94	9.55	2.60
0.567	1.86	3.567	2.97	6.567	5.94	9.57	2.60
0.583	1.86	3.583	2.97	6.583	5.94	9.58	2.60
0.600	1.86	3.600	2.97	6.600	5.94	9.60	2.60
0.617	1.86	3.617	2.97	6.617	5.94	9.62	2.60
0.633	1.86	3.633	2.97	6.633	5.94	9.63	2.60
0.650	1.86	3.650	2.97	6.650	5.94	9.65	2.60
0.667	1.86	3.667	2.97	6.667	5.94	9.67	2.60
0.683	1.86	3.683	2.97	6.683	5.94	9.68	2.60

VO6 Model Output Pre-development Condition

0.700	1.86	3.700	2.97	6.700	5.94	9.70	2.60
0.717	1.86	3.717	2.97	6.717	5.94	9.72	2.60
0.733	1.86	3.733	2.97	6.733	5.94	9.73	2.60
0.750	1.86	3.750	2.97	6.750	5.94	9.75	2.60
0.767	1.86	3.767	2.97	6.767	5.94	9.77	2.60
0.783	1.86	3.783	2.97	6.783	5.94	9.78	2.60
0.800	1.86	3.800	2.97	6.800	5.94	9.80	2.60
0.817	1.86	3.817	2.97	6.817	5.94	9.82	2.60
0.833	1.86	3.833	2.97	6.833	5.94	9.83	2.60
0.850	1.86	3.850	2.97	6.850	5.94	9.85	2.60
0.867	1.86	3.867	2.97	6.867	5.94	9.87	2.60
0.883	1.86	3.883	2.97	6.883	5.94	9.88	2.60
0.900	1.86	3.900	2.97	6.900	5.94	9.90	2.60
0.917	1.86	3.917	2.97	6.917	5.94	9.92	2.60
0.933	1.86	3.933	2.97	6.933	5.94	9.93	2.60
0.950	1.86	3.950	2.97	6.950	5.94	9.95	2.60
0.967	1.86	3.967	2.97	6.967	5.94	9.97	2.60
0.983	1.86	3.983	2.97	6.983	5.94	9.98	2.60
1.000	1.86	4.000	2.97	7.000	5.94	10.00	2.60
1.017	1.86	4.017	4.46	7.017	5.94	10.02	1.49
1.033	1.86	4.033	4.46	7.033	5.94	10.03	1.49
1.050	1.86	4.050	4.46	7.050	5.94	10.05	1.49
1.067	1.86	4.067	4.46	7.067	5.94	10.07	1.49
1.083	1.86	4.083	4.46	7.083	5.94	10.08	1.49
1.100	1.86	4.100	4.46	7.100	5.94	10.10	1.49
1.117	1.86	4.117	4.46	7.117	5.94	10.12	1.49
1.133	1.86	4.133	4.46	7.133	5.94	10.13	1.49
1.150	1.86	4.150	4.46	7.150	5.94	10.15	1.49
1.167	1.86	4.167	4.46	7.167	5.94	10.17	1.49
1.183	1.86	4.183	4.46	7.183	5.94	10.18	1.49
1.200	1.86	4.200	4.46	7.200	5.94	10.20	1.49
1.217	1.86	4.217	4.46	7.217	5.94	10.22	1.49
1.233	1.86	4.233	4.46	7.233	5.94	10.23	1.49
1.250	1.86	4.250	4.46	7.250	5.94	10.25	1.49
1.267	1.86	4.267	4.46	7.267	5.94	10.27	1.49
1.283	1.86	4.283	4.46	7.283	5.94	10.28	1.49
1.300	1.86	4.300	4.46	7.300	5.94	10.30	1.49
1.317	1.86	4.317	4.46	7.317	5.94	10.32	1.49
1.333	1.86	4.333	4.46	7.333	5.94	10.33	1.49
1.350	1.86	4.350	4.46	7.350	5.94	10.35	1.49
1.367	1.86	4.367	4.46	7.367	5.94	10.37	1.49
1.383	1.86	4.383	4.46	7.383	5.94	10.38	1.49
1.400	1.86	4.400	4.46	7.400	5.94	10.40	1.49
1.417	1.86	4.417	4.46	7.417	5.94	10.42	1.49
1.433	1.86	4.433	4.46	7.433	5.94	10.43	1.49
1.450	1.86	4.450	4.46	7.450	5.94	10.45	1.49
1.467	1.86	4.467	4.46	7.467	5.94	10.47	1.49

VO6 Model Output Pre-development Condition

1.483	1.86	4.483	4.46	7.483	5.94	10.48	1.49
1.500	1.86	4.500	4.46	7.500	5.94	10.50	1.49
1.517	1.86	4.517	5.94	7.517	4.46	10.52	1.49
1.533	1.86	4.533	5.94	7.533	4.46	10.53	1.49
1.550	1.86	4.550	5.94	7.550	4.46	10.55	1.49
1.567	1.86	4.567	5.94	7.567	4.46	10.57	1.49
1.583	1.86	4.583	5.94	7.583	4.46	10.58	1.49
1.600	1.86	4.600	5.94	7.600	4.46	10.60	1.49
1.617	1.86	4.617	5.94	7.617	4.46	10.62	1.49
1.633	1.86	4.633	5.94	7.633	4.46	10.63	1.49
1.650	1.86	4.650	5.94	7.650	4.46	10.65	1.49
1.667	1.86	4.667	5.94	7.667	4.46	10.67	1.49
1.683	1.86	4.683	5.94	7.683	4.46	10.68	1.49
1.700	1.86	4.700	5.94	7.700	4.46	10.70	1.49
1.717	1.86	4.717	5.94	7.717	4.46	10.72	1.49
1.733	1.86	4.733	5.94	7.733	4.46	10.73	1.49
1.750	1.86	4.750	5.94	7.750	4.46	10.75	1.49
1.767	1.86	4.767	5.94	7.767	4.46	10.77	1.49
1.783	1.86	4.783	5.94	7.783	4.46	10.78	1.49
1.800	1.86	4.800	5.94	7.800	4.46	10.80	1.49
1.817	1.86	4.817	5.94	7.817	4.46	10.82	1.49
1.833	1.86	4.833	5.94	7.833	4.46	10.83	1.49
1.850	1.86	4.850	5.94	7.850	4.46	10.85	1.49
1.867	1.86	4.867	5.94	7.867	4.46	10.87	1.49
1.883	1.86	4.883	5.94	7.883	4.46	10.88	1.49
1.900	1.86	4.900	5.94	7.900	4.46	10.90	1.49
1.917	1.86	4.917	5.94	7.917	4.46	10.92	1.49
1.933	1.86	4.933	5.94	7.933	4.46	10.93	1.49
1.950	1.86	4.950	5.94	7.950	4.46	10.95	1.49
1.967	1.86	4.967	5.94	7.967	4.46	10.97	1.49
1.983	1.86	4.983	5.94	7.983	4.46	10.98	1.49
2.000	1.86	5.000	5.95	8.000	4.45	11.00	1.49
2.017	2.23	5.017	8.92	8.017	2.60	11.02	1.49
2.033	2.23	5.033	8.92	8.033	2.60	11.03	1.49
2.050	2.23	5.050	8.92	8.050	2.60	11.05	1.49
2.067	2.23	5.067	8.92	8.067	2.60	11.07	1.49
2.083	2.23	5.083	8.92	8.083	2.60	11.08	1.49
2.100	2.23	5.100	8.92	8.100	2.60	11.10	1.49
2.117	2.23	5.117	8.92	8.117	2.60	11.12	1.49
2.133	2.23	5.133	8.92	8.133	2.60	11.13	1.49
2.150	2.23	5.150	8.92	8.150	2.60	11.15	1.49
2.167	2.23	5.167	8.92	8.167	2.60	11.17	1.49
2.183	2.23	5.183	8.92	8.183	2.60	11.18	1.49
2.200	2.23	5.200	8.92	8.200	2.60	11.20	1.49
2.217	2.23	5.217	8.92	8.217	2.60	11.22	1.49
2.233	2.23	5.233	8.92	8.233	2.60	11.23	1.49
2.250	2.23	5.250	8.92	8.250	2.60	11.25	1.49

VO6 Model Output Pre-development Condition

2.267	2.23	5.267	8.92	8.267	2.60	11.27	1.49
2.283	2.23	5.283	8.92	8.283	2.60	11.28	1.49
2.300	2.23	5.300	8.92	8.300	2.60	11.30	1.49
2.317	2.23	5.317	8.92	8.317	2.60	11.32	1.49
2.333	2.23	5.333	8.92	8.333	2.60	11.33	1.49
2.350	2.23	5.350	8.92	8.350	2.60	11.35	1.49
2.367	2.23	5.367	8.92	8.367	2.60	11.37	1.49
2.383	2.23	5.383	8.92	8.383	2.60	11.38	1.49
2.400	2.23	5.400	8.92	8.400	2.60	11.40	1.49
2.417	2.23	5.417	8.92	8.417	2.60	11.42	1.49
2.433	2.23	5.433	8.92	8.433	2.60	11.43	1.49
2.450	2.23	5.450	8.92	8.450	2.60	11.45	1.49
2.467	2.23	5.467	8.92	8.467	2.60	11.47	1.49
2.483	2.23	5.483	8.92	8.483	2.60	11.48	1.49
2.500	2.23	5.500	8.94	8.500	2.60	11.50	1.49
2.517	2.23	5.517	35.66	8.517	2.60	11.52	1.49
2.533	2.23	5.533	35.66	8.533	2.60	11.53	1.49
2.550	2.23	5.550	35.66	8.550	2.60	11.55	1.49
2.567	2.23	5.567	35.66	8.567	2.60	11.57	1.49
2.583	2.23	5.583	35.66	8.583	2.60	11.58	1.49
2.600	2.23	5.600	35.66	8.600	2.60	11.60	1.49
2.617	2.23	5.617	35.66	8.617	2.60	11.62	1.49
2.633	2.23	5.633	35.66	8.633	2.60	11.63	1.49
2.650	2.23	5.650	35.66	8.650	2.60	11.65	1.49
2.667	2.23	5.667	35.66	8.667	2.60	11.67	1.49
2.683	2.23	5.683	35.66	8.683	2.60	11.68	1.49
2.700	2.23	5.700	35.66	8.700	2.60	11.70	1.49
2.717	2.23	5.717	35.66	8.717	2.60	11.72	1.49
2.733	2.23	5.733	35.66	8.733	2.60	11.73	1.49
2.750	2.23	5.750	35.72	8.750	2.60	11.75	1.49
2.767	2.23	5.767	84.93	8.767	2.60	11.77	1.49
2.783	2.23	5.783	84.93	8.783	2.60	11.78	1.49
2.800	2.23	5.800	84.93	8.800	2.60	11.80	1.49
2.817	2.23	5.817	84.93	8.817	2.60	11.82	1.49
2.833	2.23	5.833	85.01	8.833	2.60	11.83	1.49
2.850	2.23	5.850	147.88	8.850	2.60	11.85	1.49
2.867	2.23	5.867	147.88	8.867	2.60	11.87	1.49
2.883	2.23	5.883	147.88	8.883	2.60	11.88	1.49
2.900	2.23	5.900	147.88	8.900	2.60	11.90	1.49
2.917	2.23	5.917	147.77	8.917	2.60	11.92	1.49
2.933	2.23	5.933	61.41	8.933	2.60	11.93	1.49
2.950	2.23	5.950	61.41	8.950	2.60	11.95	1.49
2.967	2.23	5.967	61.41	8.967	2.60	11.97	1.49
2.983	2.23	5.983	61.41	8.983	2.60	11.98	1.49
3.000	2.23	6.000	61.34	9.000	2.60	12.00	1.49

Max.Eff.Inten.(mm/hr)= 147.86 0.00

```
                    VO6 Model Output Pre-development Condition
                over (min)        5.00         6.00
     Storage Coeff.  (min)=       2.59 (ii)    5.69 (ii)
     Unit Hyd. Tpeak (min)=       5.00         6.00
     Unit Hyd. peak  (cms)=       0.33         0.20
                                                          *TOTALS*
     PEAK FLOW       (cms)=       0.77         0.00          0.766 (iii)
     TIME TO PEAK    (hrs)=       5.93         0.00           5.93
     RUNOFF VOLUME    (mm)=      74.04         0.00          62.19
     TOTAL RAINFALL   (mm)=      75.04        75.04          75.04
     RUNOFF COEFFICIENT   =       0.99         0.00           0.83


       (i) HORTONS EQUATION SELECTED FOR PERVIOUS LOSSES:
            Fo   (mm/hr)=184.00           K  (1/hr)=  2.00
            Fc   (mm/hr)= 46.00     Cum.Inf.   (mm)=  0.00
      (ii) TIME STEP (DT) SHOULD BE SMALLER OR EQUAL
           THAN THE STORAGE COEFFICIENT.
     (iii) PEAK FLOW DOES NOT INCLUDE BASEFLOW IF ANY.

--------------------------------------------------------------------------------
================================================================================
========================

       V    V   I    SSSSS  U   U    A    L              (v 6.1.2003)
       V    V   I    SS     U   U   A A   L
        V  V    I     SS    U   U  AAAAA  L
        V  V    I      SS   U   U  A   A  L
         VV     I    SSSSS  UUUUU  A   A  LLLLL

        OOO   TTTTT  TTTTT  H   H  Y   Y  M   M   OOO    TM
       O   O    T      T    H   H   Y Y   MM MM  O   O
       O   O    T      T    H   H    Y    M   M  O   O
        OOO     T      T    H   H    Y    M   M   OOO
Developed and Distributed by Smart City Water Inc
Copyright 2007 - 2020 Smart City Water Inc
All rights reserved.


                    *****  D E T A I L E D   O U T P U T *****


  Input   filename: C:\Program Files (x86)\Visual OTTHYMO 6.1\VO2\voin.dat

  Output  filename:
C:\Users\rkazemi\AppData\Local\Civica\VH5\07828278-883c-48e2-8028-0ef9546d84d4\886d
2392-938d-418a-8e16-c62d1569ab0a\scen
```

VO6 Model Output Pre-development Condition

Summary filename:
C:\Users\rkazemi\AppData\Local\Civica\VH5\07828278-883c-48e2-8028-0ef9546d84d4\886d2392-938d-418a-8e16-c62d1569ab0a\scen

DATE: 06-28-2021 TIME: 04:59:58

USER:

COMMENTS: _____

```
  ************************************************
  ** SIMULATION : Run 05                        **
  ************************************************
```

READ STORM	Filename: C:\Users\rkazemi\AppD ata\Local\Temp\ d21fa1a8-cf8d-4ca7-86c4-3ea060db57a6\da8bf088
Ptotal= 88.82 mm	Comments: 50-Year SCS-II Storm City of Toronto_NEW

TIME hrs	RAIN mm/hr	TIME hrs	RAIN mm/hr	TIME hrs	RAIN mm/hr	TIME hrs	RAIN mm/hr
0.08	2.20	3.08	3.52	6.08	15.83	9.08	3.08
0.17	2.20	3.17	3.52	6.17	15.83	9.17	3.08
0.25	2.20	3.25	3.52	6.25	15.83	9.25	3.08
0.33	2.20	3.33	3.52	6.33	15.83	9.33	3.08
0.42	2.20	3.42	3.52	6.42	15.83	9.42	3.08
0.50	2.20	3.50	3.52	6.50	15.83	9.50	3.08
0.58	2.20	3.58	3.52	6.58	7.03	9.58	3.08
0.67	2.20	3.67	3.52	6.67	7.03	9.67	3.08
0.75	2.20	3.75	3.52	6.75	7.03	9.75	3.08
0.83	2.20	3.83	3.52	6.83	7.03	9.83	3.08
0.92	2.20	3.92	3.52	6.92	7.03	9.92	3.08
1.00	2.20	4.00	3.52	7.00	7.03	10.00	3.08
1.08	2.20	4.08	5.28	7.08	7.03	10.08	1.76
1.17	2.20	4.17	5.28	7.17	7.03	10.17	1.76
1.25	2.20	4.25	5.28	7.25	7.03	10.25	1.76
1.33	2.20	4.33	5.28	7.33	7.03	10.33	1.76
1.42	2.20	4.42	5.28	7.42	7.03	10.42	1.76
1.50	2.20	4.50	5.28	7.50	7.03	10.50	1.76

1.58	2.20	4.58	7.03	7.58	5.28	10.58	1.76
1.67	2.20	4.67	7.03	7.67	5.28	10.67	1.76
1.75	2.20	4.75	7.03	7.75	5.28	10.75	1.76
1.83	2.20	4.83	7.03	7.83	5.28	10.83	1.76
1.92	2.20	4.92	7.03	7.92	5.28	10.92	1.76
2.00	2.20	5.00	7.03	8.00	5.28	11.00	1.76
2.08	2.64	5.08	10.55	8.08	3.08	11.08	1.76
2.17	2.64	5.17	10.55	8.17	3.08	11.17	1.76
2.25	2.64	5.25	10.55	8.25	3.08	11.25	1.76
2.33	2.64	5.33	10.55	8.33	3.08	11.33	1.76
2.42	2.64	5.42	10.55	8.42	3.08	11.42	1.76
2.50	2.64	5.50	10.55	8.50	3.08	11.50	1.76
2.58	2.64	5.58	42.21	8.58	3.08	11.58	1.76
2.67	2.64	5.67	42.21	8.67	3.08	11.67	1.76
2.75	2.64	5.75	42.21	8.75	3.08	11.75	1.76
2.83	2.64	5.83	100.53	8.83	3.08	11.83	1.76
2.92	2.64	5.92	175.03	8.92	3.08	11.92	1.76
3.00	2.64	6.00	72.68	9.00	3.08	12.00	1.76

```
--------------------
| CALIB            |
| STANDHYD (  0100)|   Area    (ha)=   2.63
|ID= 1 DT= 1.0 min |   Total Imp(%)=  84.00   Dir. Conn.(%)=  84.00
--------------------
                             IMPERVIOUS    PERVIOUS (i)
     Surface Area     (ha)=       2.21         0.42
     Dep. Storage     (mm)=       1.00         5.00
     Average Slope     (%)=       1.00         2.00
     Length            (m)=     132.41        40.00
     Mannings n           =      0.013        0.250

         NOTE:  RAINFALL WAS TRANSFORMED TO   1.0 MIN. TIME STEP.
```

---- TRANSFORMED HYETOGRAPH ----

TIME hrs	RAIN mm/hr	TIME hrs	RAIN mm/hr	TIME hrs	RAIN mm/hr	TIME hrs	RAIN mm/hr
0.017	2.20	3.017	3.52	6.017	15.83	9.02	3.08
0.033	2.20	3.033	3.52	6.033	15.83	9.03	3.08
0.050	2.20	3.050	3.52	6.050	15.83	9.05	3.08
0.067	2.20	3.067	3.52	6.067	15.83	9.07	3.08
0.083	2.20	3.083	3.52	6.083	15.83	9.08	3.08
0.100	2.20	3.100	3.52	6.100	15.83	9.10	3.08
0.117	2.20	3.117	3.52	6.117	15.83	9.12	3.08
0.133	2.20	3.133	3.52	6.133	15.83	9.13	3.08

VO6 Model Output Pre-development Condition

0.150	2.20	3.150	3.52	6.150	15.83	9.15	3.08
0.167	2.20	3.167	3.52	6.167	15.83	9.17	3.08
0.183	2.20	3.183	3.52	6.183	15.83	9.18	3.08
0.200	2.20	3.200	3.52	6.200	15.83	9.20	3.08
0.217	2.20	3.217	3.52	6.217	15.83	9.22	3.08
0.233	2.20	3.233	3.52	6.233	15.83	9.23	3.08
0.250	2.20	3.250	3.52	6.250	15.83	9.25	3.08
0.267	2.20	3.267	3.52	6.267	15.83	9.27	3.08
0.283	2.20	3.283	3.52	6.283	15.83	9.28	3.08
0.300	2.20	3.300	3.52	6.300	15.83	9.30	3.08
0.317	2.20	3.317	3.52	6.317	15.83	9.32	3.08
0.333	2.20	3.333	3.52	6.333	15.83	9.33	3.08
0.350	2.20	3.350	3.52	6.350	15.83	9.35	3.08
0.367	2.20	3.367	3.52	6.367	15.83	9.37	3.08
0.383	2.20	3.383	3.52	6.383	15.83	9.38	3.08
0.400	2.20	3.400	3.52	6.400	15.83	9.40	3.08
0.417	2.20	3.417	3.52	6.417	15.83	9.42	3.08
0.433	2.20	3.433	3.52	6.433	15.83	9.43	3.08
0.450	2.20	3.450	3.52	6.450	15.83	9.45	3.08
0.467	2.20	3.467	3.52	6.467	15.83	9.47	3.08
0.483	2.20	3.483	3.52	6.483	15.83	9.48	3.08
0.500	2.20	3.500	3.52	6.500	15.81	9.50	3.08
0.517	2.20	3.517	3.52	6.517	7.04	9.52	3.08
0.533	2.20	3.533	3.52	6.533	7.04	9.53	3.08
0.550	2.20	3.550	3.52	6.550	7.04	9.55	3.08
0.567	2.20	3.567	3.52	6.567	7.04	9.57	3.08
0.583	2.20	3.583	3.52	6.583	7.04	9.58	3.08
0.600	2.20	3.600	3.52	6.600	7.04	9.60	3.08
0.617	2.20	3.617	3.52	6.617	7.04	9.62	3.08
0.633	2.20	3.633	3.52	6.633	7.04	9.63	3.08
0.650	2.20	3.650	3.52	6.650	7.04	9.65	3.08
0.667	2.20	3.667	3.52	6.667	7.04	9.67	3.08
0.683	2.20	3.683	3.52	6.683	7.04	9.68	3.08
0.700	2.20	3.700	3.52	6.700	7.04	9.70	3.08
0.717	2.20	3.717	3.52	6.717	7.04	9.72	3.08
0.733	2.20	3.733	3.52	6.733	7.04	9.73	3.08
0.750	2.20	3.750	3.52	6.750	7.04	9.75	3.08
0.767	2.20	3.767	3.52	6.767	7.04	9.77	3.08
0.783	2.20	3.783	3.52	6.783	7.04	9.78	3.08
0.800	2.20	3.800	3.52	6.800	7.04	9.80	3.08
0.817	2.20	3.817	3.52	6.817	7.04	9.82	3.08
0.833	2.20	3.833	3.52	6.833	7.04	9.83	3.08
0.850	2.20	3.850	3.52	6.850	7.04	9.85	3.08
0.867	2.20	3.867	3.52	6.867	7.04	9.87	3.08
0.883	2.20	3.883	3.52	6.883	7.04	9.88	3.08
0.900	2.20	3.900	3.52	6.900	7.04	9.90	3.08
0.917	2.20	3.917	3.52	6.917	7.04	9.92	3.08

VO6 Model Output Pre-development Condition

0.933	2.20	3.933	3.52	6.933	7.04	9.93	3.08
0.950	2.20	3.950	3.52	6.950	7.04	9.95	3.08
0.967	2.20	3.967	3.52	6.967	7.04	9.97	3.08
0.983	2.20	3.983	3.52	6.983	7.04	9.98	3.08
1.000	2.20	4.000	3.52	7.000	7.04	10.00	3.08
1.017	2.20	4.017	5.28	7.017	7.04	10.02	1.76
1.033	2.20	4.033	5.28	7.033	7.04	10.03	1.76
1.050	2.20	4.050	5.28	7.050	7.04	10.05	1.76
1.067	2.20	4.067	5.28	7.067	7.04	10.07	1.76
1.083	2.20	4.083	5.28	7.083	7.04	10.08	1.76
1.100	2.20	4.100	5.28	7.100	7.04	10.10	1.76
1.117	2.20	4.117	5.28	7.117	7.04	10.12	1.76
1.133	2.20	4.133	5.28	7.133	7.04	10.13	1.76
1.150	2.20	4.150	5.28	7.150	7.04	10.15	1.76
1.167	2.20	4.167	5.28	7.167	7.04	10.17	1.76
1.183	2.20	4.183	5.28	7.183	7.04	10.18	1.76
1.200	2.20	4.200	5.28	7.200	7.04	10.20	1.76
1.217	2.20	4.217	5.28	7.217	7.04	10.22	1.76
1.233	2.20	4.233	5.28	7.233	7.04	10.23	1.76
1.250	2.20	4.250	5.28	7.250	7.04	10.25	1.76
1.267	2.20	4.267	5.28	7.267	7.04	10.27	1.76
1.283	2.20	4.283	5.28	7.283	7.04	10.28	1.76
1.300	2.20	4.300	5.28	7.300	7.04	10.30	1.76
1.317	2.20	4.317	5.28	7.317	7.04	10.32	1.76
1.333	2.20	4.333	5.28	7.333	7.04	10.33	1.76
1.350	2.20	4.350	5.28	7.350	7.04	10.35	1.76
1.367	2.20	4.367	5.28	7.367	7.04	10.37	1.76
1.383	2.20	4.383	5.28	7.383	7.04	10.38	1.76
1.400	2.20	4.400	5.28	7.400	7.04	10.40	1.76
1.417	2.20	4.417	5.28	7.417	7.04	10.42	1.76
1.433	2.20	4.433	5.28	7.433	7.04	10.43	1.76
1.450	2.20	4.450	5.28	7.450	7.04	10.45	1.76
1.467	2.20	4.467	5.28	7.467	7.04	10.47	1.76
1.483	2.20	4.483	5.28	7.483	7.04	10.48	1.76
1.500	2.20	4.500	5.28	7.500	7.03	10.50	1.76
1.517	2.20	4.517	7.04	7.517	5.28	10.52	1.76
1.533	2.20	4.533	7.04	7.533	5.28	10.53	1.76
1.550	2.20	4.550	7.04	7.550	5.28	10.55	1.76
1.567	2.20	4.567	7.04	7.567	5.28	10.57	1.76
1.583	2.20	4.583	7.04	7.583	5.28	10.58	1.76
1.600	2.20	4.600	7.04	7.600	5.28	10.60	1.76
1.617	2.20	4.617	7.04	7.617	5.28	10.62	1.76
1.633	2.20	4.633	7.04	7.633	5.28	10.63	1.76
1.650	2.20	4.650	7.04	7.650	5.28	10.65	1.76
1.667	2.20	4.667	7.04	7.667	5.28	10.67	1.76
1.683	2.20	4.683	7.04	7.683	5.28	10.68	1.76
1.700	2.20	4.700	7.04	7.700	5.28	10.70	1.76

VO6 Model Output Pre-development Condition

1.717	2.20	4.717	7.04	7.717	5.28	10.72	1.76
1.733	2.20	4.733	7.04	7.733	5.28	10.73	1.76
1.750	2.20	4.750	7.04	7.750	5.28	10.75	1.76
1.767	2.20	4.767	7.04	7.767	5.28	10.77	1.76
1.783	2.20	4.783	7.04	7.783	5.28	10.78	1.76
1.800	2.20	4.800	7.04	7.800	5.28	10.80	1.76
1.817	2.20	4.817	7.04	7.817	5.28	10.82	1.76
1.833	2.20	4.833	7.04	7.833	5.28	10.83	1.76
1.850	2.20	4.850	7.04	7.850	5.28	10.85	1.76
1.867	2.20	4.867	7.04	7.867	5.28	10.87	1.76
1.883	2.20	4.883	7.04	7.883	5.28	10.88	1.76
1.900	2.20	4.900	7.04	7.900	5.28	10.90	1.76
1.917	2.20	4.917	7.04	7.917	5.28	10.92	1.76
1.933	2.20	4.933	7.04	7.933	5.28	10.93	1.76
1.950	2.20	4.950	7.04	7.950	5.28	10.95	1.76
1.967	2.20	4.967	7.04	7.967	5.28	10.97	1.76
1.983	2.20	4.983	7.04	7.983	5.28	10.98	1.76
2.000	2.20	5.000	7.04	8.000	5.27	11.00	1.76
2.017	2.64	5.017	10.55	8.017	3.08	11.02	1.76
2.033	2.64	5.033	10.55	8.033	3.08	11.03	1.76
2.050	2.64	5.050	10.55	8.050	3.08	11.05	1.76
2.067	2.64	5.067	10.55	8.067	3.08	11.07	1.76
2.083	2.64	5.083	10.55	8.083	3.08	11.08	1.76
2.100	2.64	5.100	10.55	8.100	3.08	11.10	1.76
2.117	2.64	5.117	10.55	8.117	3.08	11.12	1.76
2.133	2.64	5.133	10.55	8.133	3.08	11.13	1.76
2.150	2.64	5.150	10.55	8.150	3.08	11.15	1.76
2.167	2.64	5.167	10.55	8.167	3.08	11.17	1.76
2.183	2.64	5.183	10.55	8.183	3.08	11.18	1.76
2.200	2.64	5.200	10.55	8.200	3.08	11.20	1.76
2.217	2.64	5.217	10.55	8.217	3.08	11.22	1.76
2.233	2.64	5.233	10.55	8.233	3.08	11.23	1.76
2.250	2.64	5.250	10.55	8.250	3.08	11.25	1.76
2.267	2.64	5.267	10.55	8.267	3.08	11.27	1.76
2.283	2.64	5.283	10.55	8.283	3.08	11.28	1.76
2.300	2.64	5.300	10.55	8.300	3.08	11.30	1.76
2.317	2.64	5.317	10.55	8.317	3.08	11.32	1.76
2.333	2.64	5.333	10.55	8.333	3.08	11.33	1.76
2.350	2.64	5.350	10.55	8.350	3.08	11.35	1.76
2.367	2.64	5.367	10.55	8.367	3.08	11.37	1.76
2.383	2.64	5.383	10.55	8.383	3.08	11.38	1.76
2.400	2.64	5.400	10.55	8.400	3.08	11.40	1.76
2.417	2.64	5.417	10.55	8.417	3.08	11.42	1.76
2.433	2.64	5.433	10.55	8.433	3.08	11.43	1.76
2.450	2.64	5.450	10.55	8.450	3.08	11.45	1.76
2.467	2.64	5.467	10.55	8.467	3.08	11.47	1.76
2.483	2.64	5.483	10.55	8.483	3.08	11.48	1.76

2.500	2.64	5.500	10.58	8.500	3.08	11.50	1.76
2.517	2.64	5.517	42.21	8.517	3.08	11.52	1.76
2.533	2.64	5.533	42.21	8.533	3.08	11.53	1.76
2.550	2.64	5.550	42.21	8.550	3.08	11.55	1.76
2.567	2.64	5.567	42.21	8.567	3.08	11.57	1.76
2.583	2.64	5.583	42.21	8.583	3.08	11.58	1.76
2.600	2.64	5.600	42.21	8.600	3.08	11.60	1.76
2.617	2.64	5.617	42.21	8.617	3.08	11.62	1.76
2.633	2.64	5.633	42.21	8.633	3.08	11.63	1.76
2.650	2.64	5.650	42.21	8.650	3.08	11.65	1.76
2.667	2.64	5.667	42.21	8.667	3.08	11.67	1.76
2.683	2.64	5.683	42.21	8.683	3.08	11.68	1.76
2.700	2.64	5.700	42.21	8.700	3.08	11.70	1.76
2.717	2.64	5.717	42.21	8.717	3.08	11.72	1.76
2.733	2.64	5.733	42.21	8.733	3.08	11.73	1.76
2.750	2.64	5.750	42.28	8.750	3.08	11.75	1.76
2.767	2.64	5.767	100.53	8.767	3.08	11.77	1.76
2.783	2.64	5.783	100.53	8.783	3.08	11.78	1.76
2.800	2.64	5.800	100.53	8.800	3.08	11.80	1.76
2.817	2.64	5.817	100.53	8.817	3.08	11.82	1.76
2.833	2.64	5.833	100.63	8.833	3.08	11.83	1.76
2.850	2.64	5.850	175.03	8.850	3.08	11.85	1.76
2.867	2.64	5.867	175.03	8.867	3.08	11.87	1.76
2.883	2.64	5.883	175.03	8.883	3.08	11.88	1.76
2.900	2.64	5.900	175.03	8.900	3.08	11.90	1.76
2.917	2.64	5.917	174.90	8.917	3.08	11.92	1.76
2.933	2.64	5.933	72.68	8.933	3.08	11.93	1.76
2.950	2.64	5.950	72.68	8.950	3.08	11.95	1.76
2.967	2.64	5.967	72.68	8.967	3.08	11.97	1.76
2.983	2.64	5.983	72.68	8.983	3.08	11.98	1.76
3.000	2.64	6.000	72.60	9.000	3.08	12.00	1.76

Max.Eff.Inten.(mm/hr)=	175.01	103.52	
over (min)	5.00	6.00	
Storage Coeff. (min)=	2.42 (ii)	5.32 (ii)	
Unit Hyd. Tpeak (min)=	5.00	6.00	
Unit Hyd. peak (cms)=	0.34	0.20	
			TOTALS
PEAK FLOW (cms)=	0.92	0.11	1.018 (iii)
TIME TO PEAK (hrs)=	5.93	5.97	5.93
RUNOFF VOLUME (mm)=	87.82	57.69	83.00
TOTAL RAINFALL (mm)=	88.82	88.82	88.82
RUNOFF COEFFICIENT =	0.99	0.65	0.93

(i) CN PROCEDURE SELECTED FOR PERVIOUS LOSSES:
CN* = 87.0 Ia = Dep. Storage (Above)

VO6 Model Output Pre-development Condition

```
      (ii) TIME STEP (DT) SHOULD BE SMALLER OR EQUAL
           THAN THE STORAGE COEFFICIENT.
     (iii) PEAK FLOW DOES NOT INCLUDE BASEFLOW IF ANY.

--------------------------------------------------------------------------------
--------------------
| CALIB            |
| STANDHYD (  0001)|   Area    (ha)=   2.63
|ID= 1 DT= 1.0 min |   Total Imp(%)=  84.00   Dir. Conn.(%)=  84.00
--------------------
                              IMPERVIOUS    PERVIOUS (i)
     Surface Area     (ha)=       2.21         0.42
     Dep. Storage     (mm)=       1.00         5.00
     Average Slope     (%)=       1.00         2.00
     Length            (m)=     132.41        40.00
     Mannings n           =      0.013        0.250

         NOTE:  RAINFALL WAS TRANSFORMED TO   1.0 MIN. TIME STEP.
```

---- TRANSFORMED HYETOGRAPH ----

TIME hrs	RAIN mm/hr	TIME hrs	RAIN mm/hr	TIME hrs	RAIN mm/hr	TIME hrs	RAIN mm/hr
0.017	2.20	3.017	3.52	6.017	15.83	9.02	3.08
0.033	2.20	3.033	3.52	6.033	15.83	9.03	3.08
0.050	2.20	3.050	3.52	6.050	15.83	9.05	3.08
0.067	2.20	3.067	3.52	6.067	15.83	9.07	3.08
0.083	2.20	3.083	3.52	6.083	15.83	9.08	3.08
0.100	2.20	3.100	3.52	6.100	15.83	9.10	3.08
0.117	2.20	3.117	3.52	6.117	15.83	9.12	3.08
0.133	2.20	3.133	3.52	6.133	15.83	9.13	3.08
0.150	2.20	3.150	3.52	6.150	15.83	9.15	3.08
0.167	2.20	3.167	3.52	6.167	15.83	9.17	3.08
0.183	2.20	3.183	3.52	6.183	15.83	9.18	3.08
0.200	2.20	3.200	3.52	6.200	15.83	9.20	3.08
0.217	2.20	3.217	3.52	6.217	15.83	9.22	3.08
0.233	2.20	3.233	3.52	6.233	15.83	9.23	3.08
0.250	2.20	3.250	3.52	6.250	15.83	9.25	3.08
0.267	2.20	3.267	3.52	6.267	15.83	9.27	3.08
0.283	2.20	3.283	3.52	6.283	15.83	9.28	3.08
0.300	2.20	3.300	3.52	6.300	15.83	9.30	3.08
0.317	2.20	3.317	3.52	6.317	15.83	9.32	3.08
0.333	2.20	3.333	3.52	6.333	15.83	9.33	3.08
0.350	2.20	3.350	3.52	6.350	15.83	9.35	3.08
0.367	2.20	3.367	3.52	6.367	15.83	9.37	3.08
0.383	2.20	3.383	3.52	6.383	15.83	9.38	3.08
0.400	2.20	3.400	3.52	6.400	15.83	9.40	3.08

VO6 Model Output Pre-development Condition

0.417	2.20	3.417	3.52	6.417	15.83	9.42	3.08
0.433	2.20	3.433	3.52	6.433	15.83	9.43	3.08
0.450	2.20	3.450	3.52	6.450	15.83	9.45	3.08
0.467	2.20	3.467	3.52	6.467	15.83	9.47	3.08
0.483	2.20	3.483	3.52	6.483	15.83	9.48	3.08
0.500	2.20	3.500	3.52	6.500	15.81	9.50	3.08
0.517	2.20	3.517	3.52	6.517	7.04	9.52	3.08
0.533	2.20	3.533	3.52	6.533	7.04	9.53	3.08
0.550	2.20	3.550	3.52	6.550	7.04	9.55	3.08
0.567	2.20	3.567	3.52	6.567	7.04	9.57	3.08
0.583	2.20	3.583	3.52	6.583	7.04	9.58	3.08
0.600	2.20	3.600	3.52	6.600	7.04	9.60	3.08
0.617	2.20	3.617	3.52	6.617	7.04	9.62	3.08
0.633	2.20	3.633	3.52	6.633	7.04	9.63	3.08
0.650	2.20	3.650	3.52	6.650	7.04	9.65	3.08
0.667	2.20	3.667	3.52	6.667	7.04	9.67	3.08
0.683	2.20	3.683	3.52	6.683	7.04	9.68	3.08
0.700	2.20	3.700	3.52	6.700	7.04	9.70	3.08
0.717	2.20	3.717	3.52	6.717	7.04	9.72	3.08
0.733	2.20	3.733	3.52	6.733	7.04	9.73	3.08
0.750	2.20	3.750	3.52	6.750	7.04	9.75	3.08
0.767	2.20	3.767	3.52	6.767	7.04	9.77	3.08
0.783	2.20	3.783	3.52	6.783	7.04	9.78	3.08
0.800	2.20	3.800	3.52	6.800	7.04	9.80	3.08
0.817	2.20	3.817	3.52	6.817	7.04	9.82	3.08
0.833	2.20	3.833	3.52	6.833	7.04	9.83	3.08
0.850	2.20	3.850	3.52	6.850	7.04	9.85	3.08
0.867	2.20	3.867	3.52	6.867	7.04	9.87	3.08
0.883	2.20	3.883	3.52	6.883	7.04	9.88	3.08
0.900	2.20	3.900	3.52	6.900	7.04	9.90	3.08
0.917	2.20	3.917	3.52	6.917	7.04	9.92	3.08
0.933	2.20	3.933	3.52	6.933	7.04	9.93	3.08
0.950	2.20	3.950	3.52	6.950	7.04	9.95	3.08
0.967	2.20	3.967	3.52	6.967	7.04	9.97	3.08
0.983	2.20	3.983	3.52	6.983	7.04	9.98	3.08
1.000	2.20	4.000	3.52	7.000	7.04	10.00	3.08
1.017	2.20	4.017	5.28	7.017	7.04	10.02	1.76
1.033	2.20	4.033	5.28	7.033	7.04	10.03	1.76
1.050	2.20	4.050	5.28	7.050	7.04	10.05	1.76
1.067	2.20	4.067	5.28	7.067	7.04	10.07	1.76
1.083	2.20	4.083	5.28	7.083	7.04	10.08	1.76
1.100	2.20	4.100	5.28	7.100	7.04	10.10	1.76
1.117	2.20	4.117	5.28	7.117	7.04	10.12	1.76
1.133	2.20	4.133	5.28	7.133	7.04	10.13	1.76
1.150	2.20	4.150	5.28	7.150	7.04	10.15	1.76
1.167	2.20	4.167	5.28	7.167	7.04	10.17	1.76
1.183	2.20	4.183	5.28	7.183	7.04	10.18	1.76

VO6 Model Output Pre-development Condition

1.200	2.20	4.200	5.28	7.200	7.04	10.20	1.76
1.217	2.20	4.217	5.28	7.217	7.04	10.22	1.76
1.233	2.20	4.233	5.28	7.233	7.04	10.23	1.76
1.250	2.20	4.250	5.28	7.250	7.04	10.25	1.76
1.267	2.20	4.267	5.28	7.267	7.04	10.27	1.76
1.283	2.20	4.283	5.28	7.283	7.04	10.28	1.76
1.300	2.20	4.300	5.28	7.300	7.04	10.30	1.76
1.317	2.20	4.317	5.28	7.317	7.04	10.32	1.76
1.333	2.20	4.333	5.28	7.333	7.04	10.33	1.76
1.350	2.20	4.350	5.28	7.350	7.04	10.35	1.76
1.367	2.20	4.367	5.28	7.367	7.04	10.37	1.76
1.383	2.20	4.383	5.28	7.383	7.04	10.38	1.76
1.400	2.20	4.400	5.28	7.400	7.04	10.40	1.76
1.417	2.20	4.417	5.28	7.417	7.04	10.42	1.76
1.433	2.20	4.433	5.28	7.433	7.04	10.43	1.76
1.450	2.20	4.450	5.28	7.450	7.04	10.45	1.76
1.467	2.20	4.467	5.28	7.467	7.04	10.47	1.76
1.483	2.20	4.483	5.28	7.483	7.04	10.48	1.76
1.500	2.20	4.500	5.28	7.500	7.03	10.50	1.76
1.517	2.20	4.517	7.04	7.517	5.28	10.52	1.76
1.533	2.20	4.533	7.04	7.533	5.28	10.53	1.76
1.550	2.20	4.550	7.04	7.550	5.28	10.55	1.76
1.567	2.20	4.567	7.04	7.567	5.28	10.57	1.76
1.583	2.20	4.583	7.04	7.583	5.28	10.58	1.76
1.600	2.20	4.600	7.04	7.600	5.28	10.60	1.76
1.617	2.20	4.617	7.04	7.617	5.28	10.62	1.76
1.633	2.20	4.633	7.04	7.633	5.28	10.63	1.76
1.650	2.20	4.650	7.04	7.650	5.28	10.65	1.76
1.667	2.20	4.667	7.04	7.667	5.28	10.67	1.76
1.683	2.20	4.683	7.04	7.683	5.28	10.68	1.76
1.700	2.20	4.700	7.04	7.700	5.28	10.70	1.76
1.717	2.20	4.717	7.04	7.717	5.28	10.72	1.76
1.733	2.20	4.733	7.04	7.733	5.28	10.73	1.76
1.750	2.20	4.750	7.04	7.750	5.28	10.75	1.76
1.767	2.20	4.767	7.04	7.767	5.28	10.77	1.76
1.783	2.20	4.783	7.04	7.783	5.28	10.78	1.76
1.800	2.20	4.800	7.04	7.800	5.28	10.80	1.76
1.817	2.20	4.817	7.04	7.817	5.28	10.82	1.76
1.833	2.20	4.833	7.04	7.833	5.28	10.83	1.76
1.850	2.20	4.850	7.04	7.850	5.28	10.85	1.76
1.867	2.20	4.867	7.04	7.867	5.28	10.87	1.76
1.883	2.20	4.883	7.04	7.883	5.28	10.88	1.76
1.900	2.20	4.900	7.04	7.900	5.28	10.90	1.76
1.917	2.20	4.917	7.04	7.917	5.28	10.92	1.76
1.933	2.20	4.933	7.04	7.933	5.28	10.93	1.76
1.950	2.20	4.950	7.04	7.950	5.28	10.95	1.76
1.967	2.20	4.967	7.04	7.967	5.28	10.97	1.76

VO6 Model Output Pre-development Condition

1.983	2.20	4.983	7.04	7.983	5.28	10.98	1.76
2.000	2.20	5.000	7.04	8.000	5.27	11.00	1.76
2.017	2.64	5.017	10.55	8.017	3.08	11.02	1.76
2.033	2.64	5.033	10.55	8.033	3.08	11.03	1.76
2.050	2.64	5.050	10.55	8.050	3.08	11.05	1.76
2.067	2.64	5.067	10.55	8.067	3.08	11.07	1.76
2.083	2.64	5.083	10.55	8.083	3.08	11.08	1.76
2.100	2.64	5.100	10.55	8.100	3.08	11.10	1.76
2.117	2.64	5.117	10.55	8.117	3.08	11.12	1.76
2.133	2.64	5.133	10.55	8.133	3.08	11.13	1.76
2.150	2.64	5.150	10.55	8.150	3.08	11.15	1.76
2.167	2.64	5.167	10.55	8.167	3.08	11.17	1.76
2.183	2.64	5.183	10.55	8.183	3.08	11.18	1.76
2.200	2.64	5.200	10.55	8.200	3.08	11.20	1.76
2.217	2.64	5.217	10.55	8.217	3.08	11.22	1.76
2.233	2.64	5.233	10.55	8.233	3.08	11.23	1.76
2.250	2.64	5.250	10.55	8.250	3.08	11.25	1.76
2.267	2.64	5.267	10.55	8.267	3.08	11.27	1.76
2.283	2.64	5.283	10.55	8.283	3.08	11.28	1.76
2.300	2.64	5.300	10.55	8.300	3.08	11.30	1.76
2.317	2.64	5.317	10.55	8.317	3.08	11.32	1.76
2.333	2.64	5.333	10.55	8.333	3.08	11.33	1.76
2.350	2.64	5.350	10.55	8.350	3.08	11.35	1.76
2.367	2.64	5.367	10.55	8.367	3.08	11.37	1.76
2.383	2.64	5.383	10.55	8.383	3.08	11.38	1.76
2.400	2.64	5.400	10.55	8.400	3.08	11.40	1.76
2.417	2.64	5.417	10.55	8.417	3.08	11.42	1.76
2.433	2.64	5.433	10.55	8.433	3.08	11.43	1.76
2.450	2.64	5.450	10.55	8.450	3.08	11.45	1.76
2.467	2.64	5.467	10.55	8.467	3.08	11.47	1.76
2.483	2.64	5.483	10.55	8.483	3.08	11.48	1.76
2.500	2.64	5.500	10.58	8.500	3.08	11.50	1.76
2.517	2.64	5.517	42.21	8.517	3.08	11.52	1.76
2.533	2.64	5.533	42.21	8.533	3.08	11.53	1.76
2.550	2.64	5.550	42.21	8.550	3.08	11.55	1.76
2.567	2.64	5.567	42.21	8.567	3.08	11.57	1.76
2.583	2.64	5.583	42.21	8.583	3.08	11.58	1.76
2.600	2.64	5.600	42.21	8.600	3.08	11.60	1.76
2.617	2.64	5.617	42.21	8.617	3.08	11.62	1.76
2.633	2.64	5.633	42.21	8.633	3.08	11.63	1.76
2.650	2.64	5.650	42.21	8.650	3.08	11.65	1.76
2.667	2.64	5.667	42.21	8.667	3.08	11.67	1.76
2.683	2.64	5.683	42.21	8.683	3.08	11.68	1.76
2.700	2.64	5.700	42.21	8.700	3.08	11.70	1.76
2.717	2.64	5.717	42.21	8.717	3.08	11.72	1.76
2.733	2.64	5.733	42.21	8.733	3.08	11.73	1.76
2.750	2.64	5.750	42.28	8.750	3.08	11.75	1.76

VO6 Model Output Pre-development Condition

2.767	2.64	5.767	100.53	8.767	3.08	11.77	1.76
2.783	2.64	5.783	100.53	8.783	3.08	11.78	1.76
2.800	2.64	5.800	100.53	8.800	3.08	11.80	1.76
2.817	2.64	5.817	100.53	8.817	3.08	11.82	1.76
2.833	2.64	5.833	100.63	8.833	3.08	11.83	1.76
2.850	2.64	5.850	175.03	8.850	3.08	11.85	1.76
2.867	2.64	5.867	175.03	8.867	3.08	11.87	1.76
2.883	2.64	5.883	175.03	8.883	3.08	11.88	1.76
2.900	2.64	5.900	175.03	8.900	3.08	11.90	1.76
2.917	2.64	5.917	174.90	8.917	3.08	11.92	1.76
2.933	2.64	5.933	72.68	8.933	3.08	11.93	1.76
2.950	2.64	5.950	72.68	8.950	3.08	11.95	1.76
2.967	2.64	5.967	72.68	8.967	3.08	11.97	1.76
2.983	2.64	5.983	72.68	8.983	3.08	11.98	1.76
3.000	2.64	6.000	72.60	9.000	3.08	12.00	1.76

```
Max.Eff.Inten.(mm/hr)=     175.01         0.00
           over (min)        5.00         6.00
Storage Coeff.  (min)=       2.42 (ii)    5.32 (ii)
Unit Hyd. Tpeak (min)=       5.00         6.00
Unit Hyd. peak  (cms)=       0.34         0.20
                                                      *TOTALS*
PEAK FLOW       (cms)=       0.92         0.00          0.918 (iii)
TIME TO PEAK    (hrs)=       5.93         0.00           5.93
RUNOFF VOLUME    (mm)=      87.82         0.00          73.77
TOTAL RAINFALL   (mm)=      88.82        88.82          88.82
RUNOFF COEFFICIENT   =       0.99         0.00           0.83


  (i) HORTONS EQUATION SELECTED FOR PERVIOUS LOSSES:
       Fo   (mm/hr)=184.00           K  (1/hr)=  2.00
       Fc   (mm/hr)= 46.00     Cum.Inf.   (mm)=  0.00
 (ii) TIME STEP (DT) SHOULD BE SMALLER OR EQUAL
      THAN THE STORAGE COEFFICIENT.
(iii) PEAK FLOW DOES NOT INCLUDE BASEFLOW IF ANY.

-------------------------------------------------------------------------------
===============================================================================
========================

      V    V   I    SSSSS  U   U    A    L              (v 6.1.2003)
      V    V   I    SS     U   U   A A   L
       V  V    I     SS    U   U  AAAAA  L
       V  V    I      SS   U   U  A   A  L
        VV     I    SSSSS  UUUUU  A   A  LLLLL
```

```
                    VO6 Model Output Pre-development Condition
         OOO   TTTTT  TTTTT  H   H  Y   Y  M   M   OOO    TM
        O   O    T      T    H   H   Y Y   MM MM  O   O
        O   O    T      T    H   H    Y    M   M  O   O
         OOO     T      T    H   H    Y    M   M   OOO
Developed and Distributed by Smart City Water Inc
Copyright 2007 - 2020 Smart City Water Inc
All rights reserved.


                  *****  D E T A I L E D   O U T P U T *****


  Input   filename: C:\Program Files (x86)\Visual OTTHYMO 6.1\VO2\voin.dat

  Output  filename:
C:\Users\rkazemi\AppData\Local\Civica\VH5\07828278-883c-48e2-8028-0ef9546d84d4\f01c
1cd6-e4bd-43fc-b7b3-7ce067ab1e15\scen
  Summary filename:
C:\Users\rkazemi\AppData\Local\Civica\VH5\07828278-883c-48e2-8028-0ef9546d84d4\f01c
1cd6-e4bd-43fc-b7b3-7ce067ab1e15\scen


DATE: 06-28-2021                          TIME: 04:59:58

USER:



COMMENTS: ____________________________________________________________


-------------------------------------------------------------------------------------
------------------------
  ************************************************
  ** SIMULATION : Run 06                        **
  ************************************************


--------------------
|    READ STORM    |    Filename: C:\Users\rkazemi\AppD
|                  |              ata\Local\Temp\
|                  |              d21fa1a8-cf8d-4ca7-86c4-3ea060db57a6\718c2217
| Ptotal= 99.11 mm |    Comments: 100-Year SCS-II Storm City of Toronto_NE
--------------------
                 TIME    RAIN |  TIME    RAIN |'  TIME    RAIN |  TIME    RAIN
                  hrs   mm/hr |   hrs   mm/hr |'   hrs   mm/hr |   hrs   mm/hr
                 0.08    2.45 |  3.08    3.92 |  6.08   17.66 |  9.08    3.43
```

0.17	2.45	3.17	3.92	6.17	17.66	9.17	3.43
0.25	2.45	3.25	3.92	6.25	17.66	9.25	3.43
0.33	2.45	3.33	3.92	6.33	17.66	9.33	3.43
0.42	2.45	3.42	3.92	6.42	17.66	9.42	3.43
0.50	2.45	3.50	3.92	6.50	17.66	9.50	3.43
0.58	2.45	3.58	3.92	6.58	7.85	9.58	3.43
0.67	2.45	3.67	3.92	6.67	7.85	9.67	3.43
0.75	2.45	3.75	3.92	6.75	7.85	9.75	3.43
0.83	2.45	3.83	3.92	6.83	7.85	9.83	3.43
0.92	2.45	3.92	3.92	6.92	7.85	9.92	3.43
1.00	2.45	4.00	3.92	7.00	7.85	10.00	3.43
1.08	2.45	4.08	5.89	7.08	7.85	10.08	1.96
1.17	2.45	4.17	5.89	7.17	7.85	10.17	1.96
1.25	2.45	4.25	5.89	7.25	7.85	10.25	1.96
1.33	2.45	4.33	5.89	7.33	7.85	10.33	1.96
1.42	2.45	4.42	5.89	7.42	7.85	10.42	1.96
1.50	2.45	4.50	5.89	7.50	7.85	10.50	1.96
1.58	2.45	4.58	7.85	7.58	5.89	10.58	1.96
1.67	2.45	4.67	7.85	7.67	5.89	10.67	1.96
1.75	2.45	4.75	7.85	7.75	5.89	10.75	1.96
1.83	2.45	4.83	7.85	7.83	5.89	10.83	1.96
1.92	2.45	4.92	7.85	7.92	5.89	10.92	1.96
2.00	2.45	5.00	7.85	8.00	5.89	11.00	1.96
2.08	2.94	5.08	11.78	8.08	3.43	11.08	1.96
2.17	2.94	5.17	11.78	8.17	3.43	11.17	1.96
2.25	2.94	5.25	11.78	8.25	3.43	11.25	1.96
2.33	2.94	5.33	11.78	8.33	3.43	11.33	1.96
2.42	2.94	5.42	11.78	8.42	3.43	11.42	1.96
2.50	2.94	5.50	11.78	8.50	3.43	11.50	1.96
2.58	2.94	5.58	47.10	8.58	3.43	11.58	1.96
2.67	2.94	5.67	47.10	8.67	3.43	11.67	1.96
2.75	2.94	5.75	47.10	8.75	3.43	11.75	1.96
2.83	2.94	5.83	112.18	8.83	3.43	11.83	1.96
2.92	2.94	5.92	195.31	8.92	3.43	11.92	1.96
3.00	2.94	6.00	81.10	9.00	3.43	12.00	1.96

```
--------------------
| CALIB            |
| STANDHYD (  0100)|   Area    (ha)=   2.63
|ID= 1 DT= 1.0 min |   Total Imp(%)=  84.00   Dir. Conn.(%)=  84.00
--------------------
                             IMPERVIOUS    PERVIOUS (i)
     Surface Area     (ha)=       2.21          0.42
     Dep. Storage     (mm)=       1.00          5.00
     Average Slope     (%)=       1.00          2.00
```

VO6 Model Output Pre-development Condition

Length	(m)=	132.41	40.00
Mannings n	=	0.013	0.250

NOTE: RAINFALL WAS TRANSFORMED TO 1.0 MIN. TIME STEP.

---- TRANSFORMED HYETOGRAPH ----

TIME hrs	RAIN mm/hr	TIME hrs	RAIN mm/hr	TIME hrs	RAIN mm/hr	TIME hrs	RAIN mm/hr
0.017	2.45	3.017	3.92	6.017	17.66	9.02	3.43
0.033	2.45	3.033	3.92	6.033	17.66	9.03	3.43
0.050	2.45	3.050	3.92	6.050	17.66	9.05	3.43
0.067	2.45	3.067	3.92	6.067	17.66	9.07	3.43
0.083	2.45	3.083	3.92	6.083	17.66	9.08	3.43
0.100	2.45	3.100	3.92	6.100	17.66	9.10	3.43
0.117	2.45	3.117	3.92	6.117	17.66	9.12	3.43
0.133	2.45	3.133	3.92	6.133	17.66	9.13	3.43
0.150	2.45	3.150	3.92	6.150	17.66	9.15	3.43
0.167	2.45	3.167	3.92	6.167	17.66	9.17	3.43
0.183	2.45	3.183	3.92	6.183	17.66	9.18	3.43
0.200	2.45	3.200	3.92	6.200	17.66	9.20	3.43
0.217	2.45	3.217	3.92	6.217	17.66	9.22	3.43
0.233	2.45	3.233	3.92	6.233	17.66	9.23	3.43
0.250	2.45	3.250	3.92	6.250	17.66	9.25	3.43
0.267	2.45	3.267	3.92	6.267	17.66	9.27	3.43
0.283	2.45	3.283	3.92	6.283	17.66	9.28	3.43
0.300	2.45	3.300	3.92	6.300	17.66	9.30	3.43
0.317	2.45	3.317	3.92	6.317	17.66	9.32	3.43
0.333	2.45	3.333	3.92	6.333	17.66	9.33	3.43
0.350	2.45	3.350	3.92	6.350	17.66	9.35	3.43
0.367	2.45	3.367	3.92	6.367	17.66	9.37	3.43
0.383	2.45	3.383	3.92	6.383	17.66	9.38	3.43
0.400	2.45	3.400	3.92	6.400	17.66	9.40	3.43
0.417	2.45	3.417	3.92	6.417	17.66	9.42	3.43
0.433	2.45	3.433	3.92	6.433	17.66	9.43	3.43
0.450	2.45	3.450	3.92	6.450	17.66	9.45	3.43
0.467	2.45	3.467	3.92	6.467	17.66	9.47	3.43
0.483	2.45	3.483	3.92	6.483	17.66	9.48	3.43
0.500	2.45	3.500	3.92	6.500	17.65	9.50	3.43
0.517	2.45	3.517	3.92	6.517	7.85	9.52	3.43
0.533	2.45	3.533	3.92	6.533	7.85	9.53	3.43
0.550	2.45	3.550	3.92	6.550	7.85	9.55	3.43
0.567	2.45	3.567	3.92	6.567	7.85	9.57	3.43
0.583	2.45	3.583	3.92	6.583	7.85	9.58	3.43
0.600	2.45	3.600	3.92	6.600	7.85	9.60	3.43
0.617	2.45	3.617	3.92	6.617	7.85	9.62	3.43
0.633	2.45	3.633	3.92	6.633	7.85	9.63	3.43

VO6 Model Output Pre-development Condition

0.650	2.45	3.650	3.92	6.650	7.85	9.65	3.43
0.667	2.45	3.667	3.92	6.667	7.85	9.67	3.43
0.683	2.45	3.683	3.92	6.683	7.85	9.68	3.43
0.700	2.45	3.700	3.92	6.700	7.85	9.70	3.43
0.717	2.45	3.717	3.92	6.717	7.85	9.72	3.43
0.733	2.45	3.733	3.92	6.733	7.85	9.73	3.43
0.750	2.45	3.750	3.92	6.750	7.85	9.75	3.43
0.767	2.45	3.767	3.92	6.767	7.85	9.77	3.43
0.783	2.45	3.783	3.92	6.783	7.85	9.78	3.43
0.800	2.45	3.800	3.92	6.800	7.85	9.80	3.43
0.817	2.45	3.817	3.92	6.817	7.85	9.82	3.43
0.833	2.45	3.833	3.92	6.833	7.85	9.83	3.43
0.850	2.45	3.850	3.92	6.850	7.85	9.85	3.43
0.867	2.45	3.867	3.92	6.867	7.85	9.87	3.43
0.883	2.45	3.883	3.92	6.883	7.85	9.88	3.43
0.900	2.45	3.900	3.92	6.900	7.85	9.90	3.43
0.917	2.45	3.917	3.92	6.917	7.85	9.92	3.43
0.933	2.45	3.933	3.92	6.933	7.85	9.93	3.43
0.950	2.45	3.950	3.92	6.950	7.85	9.95	3.43
0.967	2.45	3.967	3.92	6.967	7.85	9.97	3.43
0.983	2.45	3.983	3.92	6.983	7.85	9.98	3.43
1.000	2.45	4.000	3.92	7.000	7.85	10.00	3.43
1.017	2.45	4.017	5.89	7.017	7.85	10.02	1.96
1.033	2.45	4.033	5.89	7.033	7.85	10.03	1.96
1.050	2.45	4.050	5.89	7.050	7.85	10.05	1.96
1.067	2.45	4.067	5.89	7.067	7.85	10.07	1.96
1.083	2.45	4.083	5.89	7.083	7.85	10.08	1.96
1.100	2.45	4.100	5.89	7.100	7.85	10.10	1.96
1.117	2.45	4.117	5.89	7.117	7.85	10.12	1.96
1.133	2.45	4.133	5.89	7.133	7.85	10.13	1.96
1.150	2.45	4.150	5.89	7.150	7.85	10.15	1.96
1.167	2.45	4.167	5.89	7.167	7.85	10.17	1.96
1.183	2.45	4.183	5.89	7.183	7.85	10.18	1.96
1.200	2.45	4.200	5.89	7.200	7.85	10.20	1.96
1.217	2.45	4.217	5.89	7.217	7.85	10.22	1.96
1.233	2.45	4.233	5.89	7.233	7.85	10.23	1.96
1.250	2.45	4.250	5.89	7.250	7.85	10.25	1.96
1.267	2.45	4.267	5.89	7.267	7.85	10.27	1.96
1.283	2.45	4.283	5.89	7.283	7.85	10.28	1.96
1.300	2.45	4.300	5.89	7.300	7.85	10.30	1.96
1.317	2.45	4.317	5.89	7.317	7.85	10.32	1.96
1.333	2.45	4.333	5.89	7.333	7.85	10.33	1.96
1.350	2.45	4.350	5.89	7.350	7.85	10.35	1.96
1.367	2.45	4.367	5.89	7.367	7.85	10.37	1.96
1.383	2.45	4.383	5.89	7.383	7.85	10.38	1.96
1.400	2.45	4.400	5.89	7.400	7.85	10.40	1.96
1.417	2.45	4.417	5.89	7.417	7.85	10.42	1.96

VO6 Model Output Pre-development Condition

1.433	2.45	4.433	5.89	7.433	7.85	10.43	1.96
1.450	2.45	4.450	5.89	7.450	7.85	10.45	1.96
1.467	2.45	4.467	5.89	7.467	7.85	10.47	1.96
1.483	2.45	4.483	5.89	7.483	7.85	10.48	1.96
1.500	2.45	4.500	5.89	7.500	7.85	10.50	1.96
1.517	2.45	4.517	7.85	7.517	5.89	10.52	1.96
1.533	2.45	4.533	7.85	7.533	5.89	10.53	1.96
1.550	2.45	4.550	7.85	7.550	5.89	10.55	1.96
1.567	2.45	4.567	7.85	7.567	5.89	10.57	1.96
1.583	2.45	4.583	7.85	7.583	5.89	10.58	1.96
1.600	2.45	4.600	7.85	7.600	5.89	10.60	1.96
1.617	2.45	4.617	7.85	7.617	5.89	10.62	1.96
1.633	2.45	4.633	7.85	7.633	5.89	10.63	1.96
1.650	2.45	4.650	7.85	7.650	5.89	10.65	1.96
1.667	2.45	4.667	7.85	7.667	5.89	10.67	1.96
1.683	2.45	4.683	7.85	7.683	5.89	10.68	1.96
1.700	2.45	4.700	7.85	7.700	5.89	10.70	1.96
1.717	2.45	4.717	7.85	7.717	5.89	10.72	1.96
1.733	2.45	4.733	7.85	7.733	5.89	10.73	1.96
1.750	2.45	4.750	7.85	7.750	5.89	10.75	1.96
1.767	2.45	4.767	7.85	7.767	5.89	10.77	1.96
1.783	2.45	4.783	7.85	7.783	5.89	10.78	1.96
1.800	2.45	4.800	7.85	7.800	5.89	10.80	1.96
1.817	2.45	4.817	7.85	7.817	5.89	10.82	1.96
1.833	2.45	4.833	7.85	7.833	5.89	10.83	1.96
1.850	2.45	4.850	7.85	7.850	5.89	10.85	1.96
1.867	2.45	4.867	7.85	7.867	5.89	10.87	1.96
1.883	2.45	4.883	7.85	7.883	5.89	10.88	1.96
1.900	2.45	4.900	7.85	7.900	5.89	10.90	1.96
1.917	2.45	4.917	7.85	7.917	5.89	10.92	1.96
1.933	2.45	4.933	7.85	7.933	5.89	10.93	1.96
1.950	2.45	4.950	7.85	7.950	5.89	10.95	1.96
1.967	2.45	4.967	7.85	7.967	5.89	10.97	1.96
1.983	2.45	4.983	7.85	7.983	5.89	10.98	1.96
2.000	2.45	5.000	7.85	8.000	5.88	11.00	1.96
2.017	2.94	5.017	11.78	8.017	3.43	11.02	1.96
2.033	2.94	5.033	11.78	8.033	3.43	11.03	1.96
2.050	2.94	5.050	11.78	8.050	3.43	11.05	1.96
2.067	2.94	5.067	11.78	8.067	3.43	11.07	1.96
2.083	2.94	5.083	11.78	8.083	3.43	11.08	1.96
2.100	2.94	5.100	11.78	8.100	3.43	11.10	1.96
2.117	2.94	5.117	11.78	8.117	3.43	11.12	1.96
2.133	2.94	5.133	11.78	8.133	3.43	11.13	1.96
2.150	2.94	5.150	11.78	8.150	3.43	11.15	1.96
2.167	2.94	5.167	11.78	8.167	3.43	11.17	1.96
2.183	2.94	5.183	11.78	8.183	3.43	11.18	1.96
2.200	2.94	5.200	11.78	8.200	3.43	11.20	1.96

VO6 Model Output Pre-development Condition

2.217	2.94	5.217	11.78	8.217	3.43	11.22	1.96
2.233	2.94	5.233	11.78	8.233	3.43	11.23	1.96
2.250	2.94	5.250	11.78	8.250	3.43	11.25	1.96
2.267	2.94	5.267	11.78	8.267	3.43	11.27	1.96
2.283	2.94	5.283	11.78	8.283	3.43	11.28	1.96
2.300	2.94	5.300	11.78	8.300	3.43	11.30	1.96
2.317	2.94	5.317	11.78	8.317	3.43	11.32	1.96
2.333	2.94	5.333	11.78	8.333	3.43	11.33	1.96
2.350	2.94	5.350	11.78	8.350	3.43	11.35	1.96
2.367	2.94	5.367	11.78	8.367	3.43	11.37	1.96
2.383	2.94	5.383	11.78	8.383	3.43	11.38	1.96
2.400	2.94	5.400	11.78	8.400	3.43	11.40	1.96
2.417	2.94	5.417	11.78	8.417	3.43	11.42	1.96
2.433	2.94	5.433	11.78	8.433	3.43	11.43	1.96
2.450	2.94	5.450	11.78	8.450	3.43	11.45	1.96
2.467	2.94	5.467	11.78	8.467	3.43	11.47	1.96
2.483	2.94	5.483	11.78	8.483	3.43	11.48	1.96
2.500	2.94	5.500	11.81	8.500	3.43	11.50	1.96
2.517	2.94	5.517	47.10	8.517	3.43	11.52	1.96
2.533	2.94	5.533	47.10	8.533	3.43	11.53	1.96
2.550	2.94	5.550	47.10	8.550	3.43	11.55	1.96
2.567	2.94	5.567	47.10	8.567	3.43	11.57	1.96
2.583	2.94	5.583	47.10	8.583	3.43	11.58	1.96
2.600	2.94	5.600	47.10	8.600	3.43	11.60	1.96
2.617	2.94	5.617	47.10	8.617	3.43	11.62	1.96
2.633	2.94	5.633	47.10	8.633	3.43	11.63	1.96
2.650	2.94	5.650	47.10	8.650	3.43	11.65	1.96
2.667	2.94	5.667	47.10	8.667	3.43	11.67	1.96
2.683	2.94	5.683	47.10	8.683	3.43	11.68	1.96
2.700	2.94	5.700	47.10	8.700	3.43	11.70	1.96
2.717	2.94	5.717	47.10	8.717	3.43	11.72	1.96
2.733	2.94	5.733	47.10	8.733	3.43	11.73	1.96
2.750	2.94	5.750	47.18	8.750	3.43	11.75	1.96
2.767	2.94	5.767	112.18	8.767	3.43	11.77	1.96
2.783	2.94	5.783	112.18	8.783	3.43	11.78	1.96
2.800	2.94	5.800	112.18	8.800	3.43	11.80	1.96
2.817	2.94	5.817	112.18	8.817	3.43	11.82	1.96
2.833	2.94	5.833	112.28	8.833	3.43	11.83	1.96
2.850	2.94	5.850	195.31	8.850	3.43	11.85	1.96
2.867	2.94	5.867	195.31	8.867	3.43	11.87	1.96
2.883	2.94	5.883	195.31	8.883	3.43	11.88	1.96
2.900	2.94	5.900	195.31	8.900	3.43	11.90	1.96
2.917	2.94	5.917	195.16	8.917	3.43	11.92	1.96
2.933	2.94	5.933	81.10	8.933	3.43	11.93	1.96
2.950	2.94	5.950	81.10	8.950	3.43	11.95	1.96
2.967	2.94	5.967	81.10	8.967	3.43	11.97	1.96
2.983	2.94	5.983	81.10	8.983	3.43	11.98	1.96

VO6 Model Output Pre-development Condition

```
                3.000    2.94 | 6.000   81.01 | 9.000    3.43 | 12.00    1.96

     Max.Eff.Inten.(mm/hr)=     195.28       120.04
                over (min)        5.00         6.00
     Storage Coeff.  (min)=       2.31 (ii)    5.10 (ii)
     Unit Hyd. Tpeak (min)=       5.00         6.00
     Unit Hyd. peak  (cms)=       0.35         0.21
                                                          *TOTALS*
     PEAK FLOW       (cms)=       1.03         0.13          1.151 (iii)
     TIME TO PEAK    (hrs)=       5.93         5.97           5.93
     RUNOFF VOLUME    (mm)=      98.12        67.06          93.14
     TOTAL RAINFALL   (mm)=      99.11        99.11          99.11
     RUNOFF COEFFICIENT   =       0.99         0.68           0.94


       (i) CN PROCEDURE SELECTED FOR PERVIOUS LOSSES:
            CN*  =  87.0    Ia = Dep. Storage  (Above)
      (ii) TIME STEP (DT) SHOULD BE SMALLER OR EQUAL
           THAN THE STORAGE COEFFICIENT.
     (iii) PEAK FLOW DOES NOT INCLUDE BASEFLOW IF ANY.

--------------------------------------------------------------------------------
--------------------
| CALIB            |
| STANDHYD (  0001)|   Area    (ha)=   2.63
|ID= 1 DT= 1.0 min |   Total Imp(%)=  84.00   Dir. Conn.(%)=  84.00
--------------------
                              IMPERVIOUS    PERVIOUS (i)
     Surface Area     (ha)=       2.21         0.42
     Dep. Storage     (mm)=       1.00         5.00
     Average Slope     (%)=       1.00         2.00
     Length            (m)=     132.41        40.00
     Mannings n           =      0.013        0.250

         NOTE:  RAINFALL WAS TRANSFORMED TO   1.0 MIN. TIME STEP.


                            ---- TRANSFORMED HYETOGRAPH ----
                TIME    RAIN |  TIME    RAIN |'  TIME    RAIN |  TIME    RAIN
                 hrs   mm/hr |   hrs   mm/hr |'   hrs   mm/hr |   hrs   mm/hr
               0.017    2.45 | 3.017    3.92 | 6.017   17.66 |  9.02    3.43
               0.033    2.45 | 3.033    3.92 | 6.033   17.66 |  9.03    3.43
               0.050    2.45 | 3.050    3.92 | 6.050   17.66 |  9.05    3.43
               0.067    2.45 | 3.067    3.92 | 6.067   17.66 |  9.07    3.43
               0.083    2.45 | 3.083    3.92 | 6.083   17.66 |  9.08    3.43
               0.100    2.45 | 3.100    3.92 | 6.100   17.66 |  9.10    3.43
               0.117    2.45 | 3.117    3.92 | 6.117   17.66 |  9.12    3.43
```

VO6 Model Output Pre-development Condition

0.133	2.45	3.133	3.92	6.133	17.66	9.13	3.43
0.150	2.45	3.150	3.92	6.150	17.66	9.15	3.43
0.167	2.45	3.167	3.92	6.167	17.66	9.17	3.43
0.183	2.45	3.183	3.92	6.183	17.66	9.18	3.43
0.200	2.45	3.200	3.92	6.200	17.66	9.20	3.43
0.217	2.45	3.217	3.92	6.217	17.66	9.22	3.43
0.233	2.45	3.233	3.92	6.233	17.66	9.23	3.43
0.250	2.45	3.250	3.92	6.250	17.66	9.25	3.43
0.267	2.45	3.267	3.92	6.267	17.66	9.27	3.43
0.283	2.45	3.283	3.92	6.283	17.66	9.28	3.43
0.300	2.45	3.300	3.92	6.300	17.66	9.30	3.43
0.317	2.45	3.317	3.92	6.317	17.66	9.32	3.43
0.333	2.45	3.333	3.92	6.333	17.66	9.33	3.43
0.350	2.45	3.350	3.92	6.350	17.66	9.35	3.43
0.367	2.45	3.367	3.92	6.367	17.66	9.37	3.43
0.383	2.45	3.383	3.92	6.383	17.66	9.38	3.43
0.400	2.45	3.400	3.92	6.400	17.66	9.40	3.43
0.417	2.45	3.417	3.92	6.417	17.66	9.42	3.43
0.433	2.45	3.433	3.92	6.433	17.66	9.43	3.43
0.450	2.45	3.450	3.92	6.450	17.66	9.45	3.43
0.467	2.45	3.467	3.92	6.467	17.66	9.47	3.43
0.483	2.45	3.483	3.92	6.483	17.66	9.48	3.43
0.500	2.45	3.500	3.92	6.500	17.65	9.50	3.43
0.517	2.45	3.517	3.92	6.517	7.85	9.52	3.43
0.533	2.45	3.533	3.92	6.533	7.85	9.53	3.43
0.550	2.45	3.550	3.92	6.550	7.85	9.55	3.43
0.567	2.45	3.567	3.92	6.567	7.85	9.57	3.43
0.583	2.45	3.583	3.92	6.583	7.85	9.58	3.43
0.600	2.45	3.600	3.92	6.600	7.85	9.60	3.43
0.617	2.45	3.617	3.92	6.617	7.85	9.62	3.43
0.633	2.45	3.633	3.92	6.633	7.85	9.63	3.43
0.650	2.45	3.650	3.92	6.650	7.85	9.65	3.43
0.667	2.45	3.667	3.92	6.667	7.85	9.67	3.43
0.683	2.45	3.683	3.92	6.683	7.85	9.68	3.43
0.700	2.45	3.700	3.92	6.700	7.85	9.70	3.43
0.717	2.45	3.717	3.92	6.717	7.85	9.72	3.43
0.733	2.45	3.733	3.92	6.733	7.85	9.73	3.43
0.750	2.45	3.750	3.92	6.750	7.85	9.75	3.43
0.767	2.45	3.767	3.92	6.767	7.85	9.77	3.43
0.783	2.45	3.783	3.92	6.783	7.85	9.78	3.43
0.800	2.45	3.800	3.92	6.800	7.85	9.80	3.43
0.817	2.45	3.817	3.92	6.817	7.85	9.82	3.43
0.833	2.45	3.833	3.92	6.833	7.85	9.83	3.43
0.850	2.45	3.850	3.92	6.850	7.85	9.85	3.43
0.867	2.45	3.867	3.92	6.867	7.85	9.87	3.43
0.883	2.45	3.883	3.92	6.883	7.85	9.88	3.43
0.900	2.45	3.900	3.92	6.900	7.85	9.90	3.43

VO6 Model Output Pre-development Condition

0.917	2.45	3.917	3.92	6.917	7.85	9.92	3.43
0.933	2.45	3.933	3.92	6.933	7.85	9.93	3.43
0.950	2.45	3.950	3.92	6.950	7.85	9.95	3.43
0.967	2.45	3.967	3.92	6.967	7.85	9.97	3.43
0.983	2.45	3.983	3.92	6.983	7.85	9.98	3.43
1.000	2.45	4.000	3.92	7.000	7.85	10.00	3.43
1.017	2.45	4.017	5.89	7.017	7.85	10.02	1.96
1.033	2.45	4.033	5.89	7.033	7.85	10.03	1.96
1.050	2.45	4.050	5.89	7.050	7.85	10.05	1.96
1.067	2.45	4.067	5.89	7.067	7.85	10.07	1.96
1.083	2.45	4.083	5.89	7.083	7.85	10.08	1.96
1.100	2.45	4.100	5.89	7.100	7.85	10.10	1.96
1.117	2.45	4.117	5.89	7.117	7.85	10.12	1.96
1.133	2.45	4.133	5.89	7.133	7.85	10.13	1.96
1.150	2.45	4.150	5.89	7.150	7.85	10.15	1.96
1.167	2.45	4.167	5.89	7.167	7.85	10.17	1.96
1.183	2.45	4.183	5.89	7.183	7.85	10.18	1.96
1.200	2.45	4.200	5.89	7.200	7.85	10.20	1.96
1.217	2.45	4.217	5.89	7.217	7.85	10.22	1.96
1.233	2.45	4.233	5.89	7.233	7.85	10.23	1.96
1.250	2.45	4.250	5.89	7.250	7.85	10.25	1.96
1.267	2.45	4.267	5.89	7.267	7.85	10.27	1.96
1.283	2.45	4.283	5.89	7.283	7.85	10.28	1.96
1.300	2.45	4.300	5.89	7.300	7.85	10.30	1.96
1.317	2.45	4.317	5.89	7.317	7.85	10.32	1.96
1.333	2.45	4.333	5.89	7.333	7.85	10.33	1.96
1.350	2.45	4.350	5.89	7.350	7.85	10.35	1.96
1.367	2.45	4.367	5.89	7.367	7.85	10.37	1.96
1.383	2.45	4.383	5.89	7.383	7.85	10.38	1.96
1.400	2.45	4.400	5.89	7.400	7.85	10.40	1.96
1.417	2.45	4.417	5.89	7.417	7.85	10.42	1.96
1.433	2.45	4.433	5.89	7.433	7.85	10.43	1.96
1.450	2.45	4.450	5.89	7.450	7.85	10.45	1.96
1.467	2.45	4.467	5.89	7.467	7.85	10.47	1.96
1.483	2.45	4.483	5.89	7.483	7.85	10.48	1.96
1.500	2.45	4.500	5.89	7.500	7.85	10.50	1.96
1.517	2.45	4.517	7.85	7.517	5.89	10.52	1.96
1.533	2.45	4.533	7.85	7.533	5.89	10.53	1.96
1.550	2.45	4.550	7.85	7.550	5.89	10.55	1.96
1.567	2.45	4.567	7.85	7.567	5.89	10.57	1.96
1.583	2.45	4.583	7.85	7.583	5.89	10.58	1.96
1.600	2.45	4.600	7.85	7.600	5.89	10.60	1.96
1.617	2.45	4.617	7.85	7.617	5.89	10.62	1.96
1.633	2.45	4.633	7.85	7.633	5.89	10.63	1.96
1.650	2.45	4.650	7.85	7.650	5.89	10.65	1.96
1.667	2.45	4.667	7.85	7.667	5.89	10.67	1.96
1.683	2.45	4.683	7.85	7.683	5.89	10.68	1.96

VO6 Model Output Pre-development Condition

1.700	2.45	4.700	7.85	7.700	5.89	10.70	1.96
1.717	2.45	4.717	7.85	7.717	5.89	10.72	1.96
1.733	2.45	4.733	7.85	7.733	5.89	10.73	1.96
1.750	2.45	4.750	7.85	7.750	5.89	10.75	1.96
1.767	2.45	4.767	7.85	7.767	5.89	10.77	1.96
1.783	2.45	4.783	7.85	7.783	5.89	10.78	1.96
1.800	2.45	4.800	7.85	7.800	5.89	10.80	1.96
1.817	2.45	4.817	7.85	7.817	5.89	10.82	1.96
1.833	2.45	4.833	7.85	7.833	5.89	10.83	1.96
1.850	2.45	4.850	7.85	7.850	5.89	10.85	1.96
1.867	2.45	4.867	7.85	7.867	5.89	10.87	1.96
1.883	2.45	4.883	7.85	7.883	5.89	10.88	1.96
1.900	2.45	4.900	7.85	7.900	5.89	10.90	1.96
1.917	2.45	4.917	7.85	7.917	5.89	10.92	1.96
1.933	2.45	4.933	7.85	7.933	5.89	10.93	1.96
1.950	2.45	4.950	7.85	7.950	5.89	10.95	1.96
1.967	2.45	4.967	7.85	7.967	5.89	10.97	1.96
1.983	2.45	4.983	7.85	7.983	5.89	10.98	1.96
2.000	2.45	5.000	7.85	8.000	5.88	11.00	1.96
2.017	2.94	5.017	11.78	8.017	3.43	11.02	1.96
2.033	2.94	5.033	11.78	8.033	3.43	11.03	1.96
2.050	2.94	5.050	11.78	8.050	3.43	11.05	1.96
2.067	2.94	5.067	11.78	8.067	3.43	11.07	1.96
2.083	2.94	5.083	11.78	8.083	3.43	11.08	1.96
2.100	2.94	5.100	11.78	8.100	3.43	11.10	1.96
2.117	2.94	5.117	11.78	8.117	3.43	11.12	1.96
2.133	2.94	5.133	11.78	8.133	3.43	11.13	1.96
2.150	2.94	5.150	11.78	8.150	3.43	11.15	1.96
2.167	2.94	5.167	11.78	8.167	3.43	11.17	1.96
2.183	2.94	5.183	11.78	8.183	3.43	11.18	1.96
2.200	2.94	5.200	11.78	8.200	3.43	11.20	1.96
2.217	2.94	5.217	11.78	8.217	3.43	11.22	1.96
2.233	2.94	5.233	11.78	8.233	3.43	11.23	1.96
2.250	2.94	5.250	11.78	8.250	3.43	11.25	1.96
2.267	2.94	5.267	11.78	8.267	3.43	11.27	1.96
2.283	2.94	5.283	11.78	8.283	3.43	11.28	1.96
2.300	2.94	5.300	11.78	8.300	3.43	11.30	1.96
2.317	2.94	5.317	11.78	8.317	3.43	11.32	1.96
2.333	2.94	5.333	11.78	8.333	3.43	11.33	1.96
2.350	2.94	5.350	11.78	8.350	3.43	11.35	1.96
2.367	2.94	5.367	11.78	8.367	3.43	11.37	1.96
2.383	2.94	5.383	11.78	8.383	3.43	11.38	1.96
2.400	2.94	5.400	11.78	8.400	3.43	11.40	1.96
2.417	2.94	5.417	11.78	8.417	3.43	11.42	1.96
2.433	2.94	5.433	11.78	8.433	3.43	11.43	1.96
2.450	2.94	5.450	11.78	8.450	3.43	11.45	1.96
2.467	2.94	5.467	11.78	8.467	3.43	11.47	1.96

2.483	2.94	5.483	11.78	8.483	3.43	11.48	1.96
2.500	2.94	5.500	11.81	8.500	3.43	11.50	1.96
2.517	2.94	5.517	47.10	8.517	3.43	11.52	1.96
2.533	2.94	5.533	47.10	8.533	3.43	11.53	1.96
2.550	2.94	5.550	47.10	8.550	3.43	11.55	1.96
2.567	2.94	5.567	47.10	8.567	3.43	11.57	1.96
2.583	2.94	5.583	47.10	8.583	3.43	11.58	1.96
2.600	2.94	5.600	47.10	8.600	3.43	11.60	1.96
2.617	2.94	5.617	47.10	8.617	3.43	11.62	1.96
2.633	2.94	5.633	47.10	8.633	3.43	11.63	1.96
2.650	2.94	5.650	47.10	8.650	3.43	11.65	1.96
2.667	2.94	5.667	47.10	8.667	3.43	11.67	1.96
2.683	2.94	5.683	47.10	8.683	3.43	11.68	1.96
2.700	2.94	5.700	47.10	8.700	3.43	11.70	1.96
2.717	2.94	5.717	47.10	8.717	3.43	11.72	1.96
2.733	2.94	5.733	47.10	8.733	3.43	11.73	1.96
2.750	2.94	5.750	47.18	8.750	3.43	11.75	1.96
2.767	2.94	5.767	112.18	8.767	3.43	11.77	1.96
2.783	2.94	5.783	112.18	8.783	3.43	11.78	1.96
2.800	2.94	5.800	112.18	8.800	3.43	11.80	1.96
2.817	2.94	5.817	112.18	8.817	3.43	11.82	1.96
2.833	2.94	5.833	112.28	8.833	3.43	11.83	1.96
2.850	2.94	5.850	195.31	8.850	3.43	11.85	1.96
2.867	2.94	5.867	195.31	8.867	3.43	11.87	1.96
2.883	2.94	5.883	195.31	8.883	3.43	11.88	1.96
2.900	2.94	5.900	195.31	8.900	3.43	11.90	1.96
2.917	2.94	5.917	195.16	8.917	3.43	11.92	1.96
2.933	2.94	5.933	81.10	8.933	3.43	11.93	1.96
2.950	2.94	5.950	81.10	8.950	3.43	11.95	1.96
2.967	2.94	5.967	81.10	8.967	3.43	11.97	1.96
2.983	2.94	5.983	81.10	8.983	3.43	11.98	1.96
3.000	2.94	6.000	81.01	9.000	3.43	12.00	1.96

Max.Eff.Inten.(mm/hr)=	195.28	10.18	
over (min)	5.00	6.00	
Storage Coeff. (min)=	2.31 (ii)	5.10 (ii)	
Unit Hyd. Tpeak (min)=	5.00	6.00	
Unit Hyd. peak (cms)=	0.35	0.21	
			TOTALS
PEAK FLOW (cms)=	1.03	0.01	1.037 (iii)
TIME TO PEAK (hrs)=	5.93	6.00	5.93
RUNOFF VOLUME (mm)=	98.12	1.70	82.69
TOTAL RAINFALL (mm)=	99.11	99.11	99.11
RUNOFF COEFFICIENT =	0.99	0.02	0.83

(i) HORTONS EQUATION SELECTED FOR PERVIOUS LOSSES:

```
                    VO6 Model Output Pre-development Condition
            Fo   (mm/hr)=184.00           K  (1/hr)=  2.00
            Fc   (mm/hr)= 46.00     Cum.Inf.   (mm)=  0.00
      (ii) TIME STEP (DT) SHOULD BE SMALLER OR EQUAL
           THAN THE STORAGE COEFFICIENT.
     (iii) PEAK FLOW DOES NOT INCLUDE BASEFLOW IF ANY.

--------------------------------------------------------------------------------

 FINISH
================================================================================
========================
```

Post-development VO6 Model Schematic

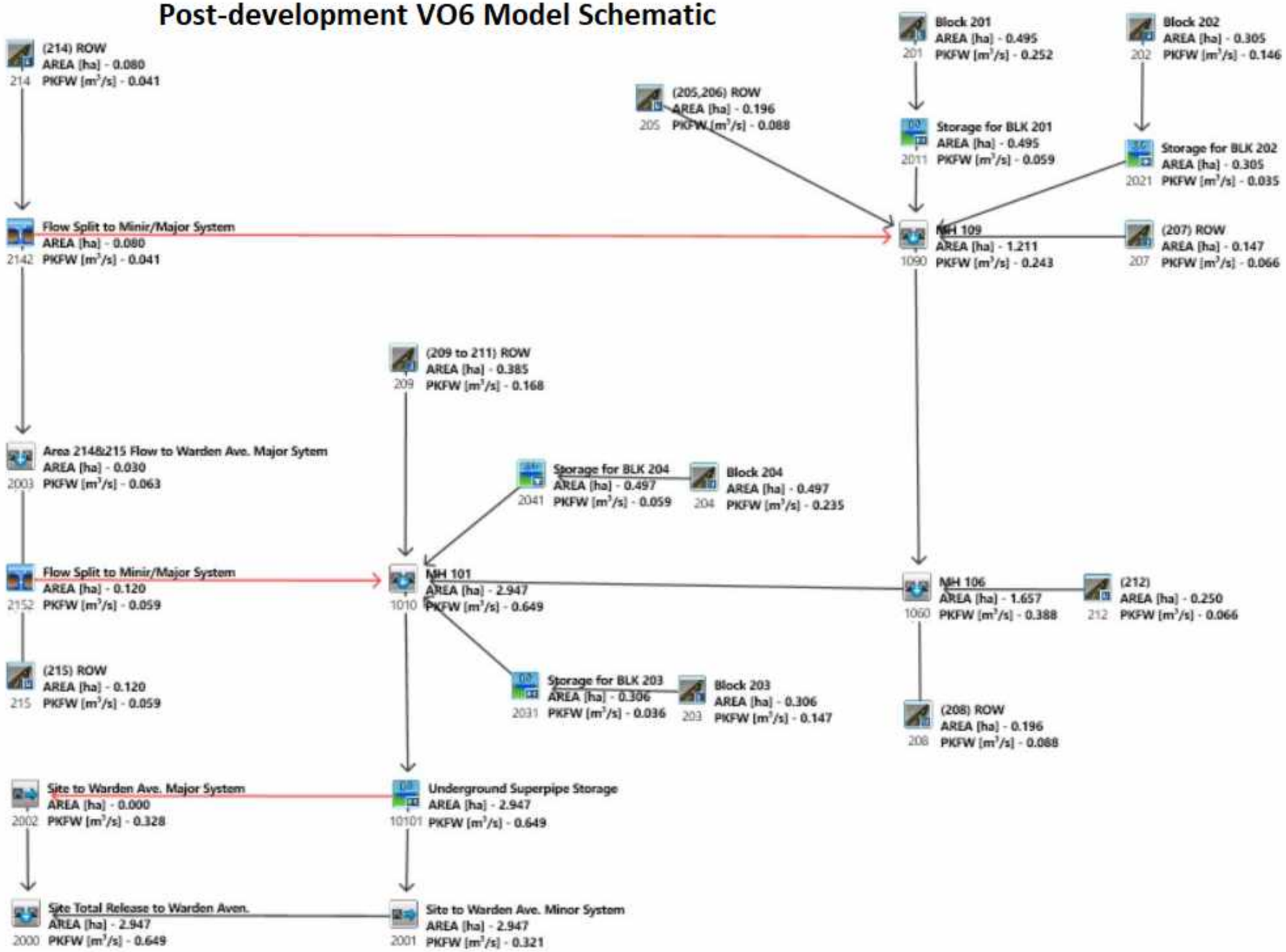

VO6 Model Output Post-development Condition

```
==================================================================================
========================

       V    V   I    SSSSS  U   U    A    L              (v 6.1.2003)
       V    V   I    SS     U   U   A A   L
        V  V    I     SS    U   U  AAAAA  L
        V  V    I      SS   U   U  A   A  L
         VV     I    SSSSS  UUUUU  A   A  LLLLL

        OOO   TTTTT  TTTTT  H   H  Y   Y  M   M   OOO    TM
       O   O    T      T    H   H   Y Y   MM MM  O   O
       O   O    T      T    H   H    Y    M   M  O   O
        OOO     T      T    H   H    Y    M   M   OOO
Developed and Distributed by Smart City Water Inc
Copyright 2007 - 2020 Smart City Water Inc
All rights reserved.


                  *****  D E T A I L E D   O U T P U T *****


  Input   filename: C:\Program Files (x86)\Visual OTTHYMO 6.1\VO2\voin.dat

  Output  filename:
C:\Users\rkazemi\AppData\Local\Civica\VH5\07828278-883c-48e2-8028-0ef9546d84d4\1c21
60d2-0c1d-4ae3-91f8-0349c5246568\scen
  Summary filename:
C:\Users\rkazemi\AppData\Local\Civica\VH5\07828278-883c-48e2-8028-0ef9546d84d4\1c21
60d2-0c1d-4ae3-91f8-0349c5246568\scen


DATE: 06-28-2021                           TIME: 04:03:17

USER: Reza Kazemi



COMMENTS: 2-100 Year SCS-II Storm Storms Runs


----------------------------------------------------------------------------------
------------------------
  ************************************************
  ** SIMULATION : Run 01                        **
  ************************************************
```

VO6 Model Output Post-development Condition

```
--------------------
|    READ STORM    |    Filename: C:\Users\rkazemi\AppD
|                  |              ata\Local\Temp\
|                  |              16afdde5-97dd-423f-a260-51674efa6fb9\1a00aea2
| Ptotal= 38.04 mm |    Comments: 2-Year SCS-II Storm City of Toronto_NEW
--------------------
```

TIME hrs	RAIN mm/hr	TIME hrs	RAIN mm/hr	TIME hrs	RAIN mm/hr	TIME hrs	RAIN mm/hr
0.08	0.94	3.08	1.51	6.08	6.78	9.08	1.32
0.17	0.94	3.17	1.51	6.17	6.78	9.17	1.32
0.25	0.94	3.25	1.51	6.25	6.78	9.25	1.32
0.33	0.94	3.33	1.51	6.33	6.78	9.33	1.32
0.42	0.94	3.42	1.51	6.42	6.78	9.42	1.32
0.50	0.94	3.50	1.51	6.50	6.78	9.50	1.32
0.58	0.94	3.58	1.51	6.58	3.01	9.58	1.32
0.67	0.94	3.67	1.51	6.67	3.01	9.67	1.32
0.75	0.94	3.75	1.51	6.75	3.01	9.75	1.32
0.83	0.94	3.83	1.51	6.83	3.01	9.83	1.32
0.92	0.94	3.92	1.51	6.92	3.01	9.92	1.32
1.00	0.94	4.00	1.51	7.00	3.01	10.00	1.32
1.08	0.94	4.08	2.26	7.08	3.01	10.08	0.75
1.17	0.94	4.17	2.26	7.17	3.01	10.17	0.75
1.25	0.94	4.25	2.26	7.25	3.01	10.25	0.75
1.33	0.94	4.33	2.26	7.33	3.01	10.33	0.75
1.42	0.94	4.42	2.26	7.42	3.01	10.42	0.75
1.50	0.94	4.50	2.26	7.50	3.01	10.50	0.75
1.58	0.94	4.58	3.01	7.58	2.26	10.58	0.75
1.67	0.94	4.67	3.01	7.67	2.26	10.67	0.75
1.75	0.94	4.75	3.01	7.75	2.26	10.75	0.75
1.83	0.94	4.83	3.01	7.83	2.26	10.83	0.75
1.92	0.94	4.92	3.01	7.92	2.26	10.92	0.75
2.00	0.94	5.00	3.01	8.00	2.26	11.00	0.75
2.08	1.13	5.08	4.52	8.08	1.32	11.08	0.75
2.17	1.13	5.17	4.52	8.17	1.32	11.17	0.75
2.25	1.13	5.25	4.52	8.25	1.32	11.25	0.75
2.33	1.13	5.33	4.52	8.33	1.32	11.33	0.75
2.42	1.13	5.42	4.52	8.42	1.32	11.42	0.75
2.50	1.13	5.50	4.52	8.50	1.32	11.50	0.75
2.58	1.13	5.58	18.08	8.58	1.32	11.58	0.75
2.67	1.13	5.67	18.08	8.67	1.32	11.67	0.75
2.75	1.13	5.75	18.08	8.75	1.32	11.75	0.75
2.83	1.13	5.83	43.28	8.83	1.32	11.83	0.75
2.92	1.13	5.92	74.31	8.92	1.32	11.92	0.75
3.00	1.13	6.00	31.54	9.00	1.32	12.00	0.75

VO6 Model Output Post-development Condition

```
--------------------
| CALIB            |
| STANDHYD (  0214)|   Area    (ha)=   0.08
|ID= 1 DT= 1.0 min |   Total Imp(%)=  93.00   Dir. Conn.(%)=  93.00
--------------------
                              IMPERVIOUS    PERVIOUS (i)
     Surface Area     (ha)=       0.07         0.01
     Dep. Storage     (mm)=       1.00         5.00
     Average Slope     (%)=       1.00         2.00
     Length            (m)=      23.09        40.00
     Mannings n           =      0.013        0.250

         NOTE:  RAINFALL WAS TRANSFORMED TO   1.0 MIN. TIME STEP.
```

---- TRANSFORMED HYETOGRAPH ----

TIME hrs	RAIN mm/hr	TIME hrs	RAIN mm/hr	TIME hrs	RAIN mm/hr	TIME hrs	RAIN mm/hr
0.017	0.94	3.017	1.51	6.017	6.78	9.02	1.32
0.033	0.94	3.033	1.51	6.033	6.78	9.03	1.32
0.050	0.94	3.050	1.51	6.050	6.78	9.05	1.32
0.067	0.94	3.067	1.51	6.067	6.78	9.07	1.32
0.083	0.94	3.083	1.51	6.083	6.78	9.08	1.32
0.100	0.94	3.100	1.51	6.100	6.78	9.10	1.32
0.117	0.94	3.117	1.51	6.117	6.78	9.12	1.32
0.133	0.94	3.133	1.51	6.133	6.78	9.13	1.32
0.150	0.94	3.150	1.51	6.150	6.78	9.15	1.32
0.167	0.94	3.167	1.51	6.167	6.78	9.17	1.32
0.183	0.94	3.183	1.51	6.183	6.78	9.18	1.32
0.200	0.94	3.200	1.51	6.200	6.78	9.20	1.32
0.217	0.94	3.217	1.51	6.217	6.78	9.22	1.32
0.233	0.94	3.233	1.51	6.233	6.78	9.23	1.32
0.250	0.94	3.250	1.51	6.250	6.78	9.25	1.32
0.267	0.94	3.267	1.51	6.267	6.78	9.27	1.32
0.283	0.94	3.283	1.51	6.283	6.78	9.28	1.32
0.300	0.94	3.300	1.51	6.300	6.78	9.30	1.32
0.317	0.94	3.317	1.51	6.317	6.78	9.32	1.32
0.333	0.94	3.333	1.51	6.333	6.78	9.33	1.32
0.350	0.94	3.350	1.51	6.350	6.78	9.35	1.32
0.367	0.94	3.367	1.51	6.367	6.78	9.37	1.32
0.383	0.94	3.383	1.51	6.383	6.78	9.38	1.32
0.400	0.94	3.400	1.51	6.400	6.78	9.40	1.32
0.417	0.94	3.417	1.51	6.417	6.78	9.42	1.32
0.433	0.94	3.433	1.51	6.433	6.78	9.43	1.32
0.450	0.94	3.450	1.51	6.450	6.78	9.45	1.32
0.467	0.94	3.467	1.51	6.467	6.78	9.47	1.32
0.483	0.94	3.483	1.51	6.483	6.78	9.48	1.32

VO6 Model Output Post-development Condition

0.500	0.94	3.500	1.51	6.500	6.77	9.50	1.32
0.517	0.94	3.517	1.51	6.517	3.01	9.52	1.32
0.533	0.94	3.533	1.51	6.533	3.01	9.53	1.32
0.550	0.94	3.550	1.51	6.550	3.01	9.55	1.32
0.567	0.94	3.567	1.51	6.567	3.01	9.57	1.32
0.583	0.94	3.583	1.51	6.583	3.01	9.58	1.32
0.600	0.94	3.600	1.51	6.600	3.01	9.60	1.32
0.617	0.94	3.617	1.51	6.617	3.01	9.62	1.32
0.633	0.94	3.633	1.51	6.633	3.01	9.63	1.32
0.650	0.94	3.650	1.51	6.650	3.01	9.65	1.32
0.667	0.94	3.667	1.51	6.667	3.01	9.67	1.32
0.683	0.94	3.683	1.51	6.683	3.01	9.68	1.32
0.700	0.94	3.700	1.51	6.700	3.01	9.70	1.32
0.717	0.94	3.717	1.51	6.717	3.01	9.72	1.32
0.733	0.94	3.733	1.51	6.733	3.01	9.73	1.32
0.750	0.94	3.750	1.51	6.750	3.01	9.75	1.32
0.767	0.94	3.767	1.51	6.767	3.01	9.77	1.32
0.783	0.94	3.783	1.51	6.783	3.01	9.78	1.32
0.800	0.94	3.800	1.51	6.800	3.01	9.80	1.32
0.817	0.94	3.817	1.51	6.817	3.01	9.82	1.32
0.833	0.94	3.833	1.51	6.833	3.01	9.83	1.32
0.850	0.94	3.850	1.51	6.850	3.01	9.85	1.32
0.867	0.94	3.867	1.51	6.867	3.01	9.87	1.32
0.883	0.94	3.883	1.51	6.883	3.01	9.88	1.32
0.900	0.94	3.900	1.51	6.900	3.01	9.90	1.32
0.917	0.94	3.917	1.51	6.917	3.01	9.92	1.32
0.933	0.94	3.933	1.51	6.933	3.01	9.93	1.32
0.950	0.94	3.950	1.51	6.950	3.01	9.95	1.32
0.967	0.94	3.967	1.51	6.967	3.01	9.97	1.32
0.983	0.94	3.983	1.51	6.983	3.01	9.98	1.32
1.000	0.94	4.000	1.51	7.000	3.01	10.00	1.32
1.017	0.94	4.017	2.26	7.017	3.01	10.02	0.75
1.033	0.94	4.033	2.26	7.033	3.01	10.03	0.75
1.050	0.94	4.050	2.26	7.050	3.01	10.05	0.75
1.067	0.94	4.067	2.26	7.067	3.01	10.07	0.75
1.083	0.94	4.083	2.26	7.083	3.01	10.08	0.75
1.100	0.94	4.100	2.26	7.100	3.01	10.10	0.75
1.117	0.94	4.117	2.26	7.117	3.01	10.12	0.75
1.133	0.94	4.133	2.26	7.133	3.01	10.13	0.75
1.150	0.94	4.150	2.26	7.150	3.01	10.15	0.75
1.167	0.94	4.167	2.26	7.167	3.01	10.17	0.75
1.183	0.94	4.183	2.26	7.183	3.01	10.18	0.75
1.200	0.94	4.200	2.26	7.200	3.01	10.20	0.75
1.217	0.94	4.217	2.26	7.217	3.01	10.22	0.75
1.233	0.94	4.233	2.26	7.233	3.01	10.23	0.75
1.250	0.94	4.250	2.26	7.250	3.01	10.25	0.75
1.267	0.94	4.267	2.26	7.267	3.01	10.27	0.75

VO6 Model Output Post-development Condition

1.283	0.94	4.283	2.26	7.283	3.01	10.28	0.75
1.300	0.94	4.300	2.26	7.300	3.01	10.30	0.75
1.317	0.94	4.317	2.26	7.317	3.01	10.32	0.75
1.333	0.94	4.333	2.26	7.333	3.01	10.33	0.75
1.350	0.94	4.350	2.26	7.350	3.01	10.35	0.75
1.367	0.94	4.367	2.26	7.367	3.01	10.37	0.75
1.383	0.94	4.383	2.26	7.383	3.01	10.38	0.75
1.400	0.94	4.400	2.26	7.400	3.01	10.40	0.75
1.417	0.94	4.417	2.26	7.417	3.01	10.42	0.75
1.433	0.94	4.433	2.26	7.433	3.01	10.43	0.75
1.450	0.94	4.450	2.26	7.450	3.01	10.45	0.75
1.467	0.94	4.467	2.26	7.467	3.01	10.47	0.75
1.483	0.94	4.483	2.26	7.483	3.01	10.48	0.75
1.500	0.94	4.500	2.26	7.500	3.01	10.50	0.75
1.517	0.94	4.517	3.01	7.517	2.26	10.52	0.75
1.533	0.94	4.533	3.01	7.533	2.26	10.53	0.75
1.550	0.94	4.550	3.01	7.550	2.26	10.55	0.75
1.567	0.94	4.567	3.01	7.567	2.26	10.57	0.75
1.583	0.94	4.583	3.01	7.583	2.26	10.58	0.75
1.600	0.94	4.600	3.01	7.600	2.26	10.60	0.75
1.617	0.94	4.617	3.01	7.617	2.26	10.62	0.75
1.633	0.94	4.633	3.01	7.633	2.26	10.63	0.75
1.650	0.94	4.650	3.01	7.650	2.26	10.65	0.75
1.667	0.94	4.667	3.01	7.667	2.26	10.67	0.75
1.683	0.94	4.683	3.01	7.683	2.26	10.68	0.75
1.700	0.94	4.700	3.01	7.700	2.26	10.70	0.75
1.717	0.94	4.717	3.01	7.717	2.26	10.72	0.75
1.733	0.94	4.733	3.01	7.733	2.26	10.73	0.75
1.750	0.94	4.750	3.01	7.750	2.26	10.75	0.75
1.767	0.94	4.767	3.01	7.767	2.26	10.77	0.75
1.783	0.94	4.783	3.01	7.783	2.26	10.78	0.75
1.800	0.94	4.800	3.01	7.800	2.26	10.80	0.75
1.817	0.94	4.817	3.01	7.817	2.26	10.82	0.75
1.833	0.94	4.833	3.01	7.833	2.26	10.83	0.75
1.850	0.94	4.850	3.01	7.850	2.26	10.85	0.75
1.867	0.94	4.867	3.01	7.867	2.26	10.87	0.75
1.883	0.94	4.883	3.01	7.883	2.26	10.88	0.75
1.900	0.94	4.900	3.01	7.900	2.26	10.90	0.75
1.917	0.94	4.917	3.01	7.917	2.26	10.92	0.75
1.933	0.94	4.933	3.01	7.933	2.26	10.93	0.75
1.950	0.94	4.950	3.01	7.950	2.26	10.95	0.75
1.967	0.94	4.967	3.01	7.967	2.26	10.97	0.75
1.983	0.94	4.983	3.01	7.983	2.26	10.98	0.75
2.000	0.94	5.000	3.01	8.000	2.26	11.00	0.75
2.017	1.13	5.017	4.52	8.017	1.32	11.02	0.75
2.033	1.13	5.033	4.52	8.033	1.32	11.03	0.75
2.050	1.13	5.050	4.52	8.050	1.32	11.05	0.75

VO6 Model Output Post-development Condition

2.067	1.13	5.067	4.52	8.067	1.32	11.07	0.75
2.083	1.13	5.083	4.52	8.083	1.32	11.08	0.75
2.100	1.13	5.100	4.52	8.100	1.32	11.10	0.75
2.117	1.13	5.117	4.52	8.117	1.32	11.12	0.75
2.133	1.13	5.133	4.52	8.133	1.32	11.13	0.75
2.150	1.13	5.150	4.52	8.150	1.32	11.15	0.75
2.167	1.13	5.167	4.52	8.167	1.32	11.17	0.75
2.183	1.13	5.183	4.52	8.183	1.32	11.18	0.75
2.200	1.13	5.200	4.52	8.200	1.32	11.20	0.75
2.217	1.13	5.217	4.52	8.217	1.32	11.22	0.75
2.233	1.13	5.233	4.52	8.233	1.32	11.23	0.75
2.250	1.13	5.250	4.52	8.250	1.32	11.25	0.75
2.267	1.13	5.267	4.52	8.267	1.32	11.27	0.75
2.283	1.13	5.283	4.52	8.283	1.32	11.28	0.75
2.300	1.13	5.300	4.52	8.300	1.32	11.30	0.75
2.317	1.13	5.317	4.52	8.317	1.32	11.32	0.75
2.333	1.13	5.333	4.52	8.333	1.32	11.33	0.75
2.350	1.13	5.350	4.52	8.350	1.32	11.35	0.75
2.367	1.13	5.367	4.52	8.367	1.32	11.37	0.75
2.383	1.13	5.383	4.52	8.383	1.32	11.38	0.75
2.400	1.13	5.400	4.52	8.400	1.32	11.40	0.75
2.417	1.13	5.417	4.52	8.417	1.32	11.42	0.75
2.433	1.13	5.433	4.52	8.433	1.32	11.43	0.75
2.450	1.13	5.450	4.52	8.450	1.32	11.45	0.75
2.467	1.13	5.467	4.52	8.467	1.32	11.47	0.75
2.483	1.13	5.483	4.52	8.483	1.32	11.48	0.75
2.500	1.13	5.500	4.53	8.500	1.32	11.50	0.75
2.517	1.13	5.517	18.08	8.517	1.32	11.52	0.75
2.533	1.13	5.533	18.08	8.533	1.32	11.53	0.75
2.550	1.13	5.550	18.08	8.550	1.32	11.55	0.75
2.567	1.13	5.567	18.08	8.567	1.32	11.57	0.75
2.583	1.13	5.583	18.08	8.583	1.32	11.58	0.75
2.600	1.13	5.600	18.08	8.600	1.32	11.60	0.75
2.617	1.13	5.617	18.08	8.617	1.32	11.62	0.75
2.633	1.13	5.633	18.08	8.633	1.32	11.63	0.75
2.650	1.13	5.650	18.08	8.650	1.32	11.65	0.75
2.667	1.13	5.667	18.08	8.667	1.32	11.67	0.75
2.683	1.13	5.683	18.08	8.683	1.32	11.68	0.75
2.700	1.13	5.700	18.08	8.700	1.32	11.70	0.75
2.717	1.13	5.717	18.08	8.717	1.32	11.72	0.75
2.733	1.13	5.733	18.08	8.733	1.32	11.73	0.75
2.750	1.13	5.750	18.11	8.750	1.32	11.75	0.75
2.767	1.13	5.767	43.28	8.767	1.32	11.77	0.75
2.783	1.13	5.783	43.28	8.783	1.32	11.78	0.75
2.800	1.13	5.800	43.28	8.800	1.32	11.80	0.75
2.817	1.13	5.817	43.28	8.817	1.32	11.82	0.75
2.833	1.13	5.833	43.32	8.833	1.32	11.83	0.75

VO6 Model Output Post-development Condition

```
                2.850    1.13 | 5.850   74.31 | 8.850    1.32 | 11.85    0.75
                2.867    1.13 | 5.867   74.31 | 8.867    1.32 | 11.87    0.75
                2.883    1.13 | 5.883   74.31 | 8.883    1.32 | 11.88    0.75
                2.900    1.13 | 5.900   74.31 | 8.900    1.32 | 11.90    0.75
                2.917    1.13 | 5.917   74.26 | 8.917    1.32 | 11.92    0.75
                2.933    1.13 | 5.933   31.54 | 8.933    1.32 | 11.93    0.75
                2.950    1.13 | 5.950   31.54 | 8.950    1.32 | 11.95    0.75
                2.967    1.13 | 5.967   31.54 | 8.967    1.32 | 11.97    0.75
                2.983    1.13 | 5.983   31.54 | 8.983    1.32 | 11.98    0.75
                3.000    1.13 | 6.000   31.51 | 9.000    1.32 | 12.00    0.75

     Max.Eff.Inten.(mm/hr)=      74.30        27.47
                over (min)        5.00         5.00
     Storage Coeff.  (min)=       1.19 (ii)    4.02 (ii)
     Unit Hyd. Tpeak (min)=       5.00         5.00
     Unit Hyd. peak  (cms)=       0.45         0.26
                                                          *TOTALS*
     PEAK FLOW       (cms)=       0.01         0.00         0.015 (iii)
     TIME TO PEAK    (hrs)=       5.93         5.97          5.93
     RUNOFF VOLUME    (mm)=      37.03        15.37         35.51
     TOTAL RAINFALL   (mm)=      38.04        38.04         38.04
     RUNOFF COEFFICIENT   =       0.97         0.40          0.93


       (i) CN PROCEDURE SELECTED FOR PERVIOUS LOSSES:
            CN*  =  87.0    Ia = Dep. Storage  (Above)
      (ii) TIME STEP (DT) SHOULD BE SMALLER OR EQUAL
           THAN THE STORAGE COEFFICIENT.
     (iii) PEAK FLOW DOES NOT INCLUDE BASEFLOW IF ANY.

--------------------------------------------------------------------------------
--------------------
| DUHYD    (  2142)|
| Inlet Cap.= 0.015|
| #of Inlets=     1|
| Total(cms)=   0.0|      AREA     QPEAK     TPEAK    R.V.
--------------------      (ha)     (cms)     (hrs)    (mm)
     TOTAL HYD.(ID= 1):   0.08      0.01      5.93   35.51
     ====================================================
     MAJOR SYS.(ID= 2):   0.00      0.00      0.00    0.00
     MINOR SYS.(ID= 3):   0.08      0.01      5.93   35.51

     NOTE:  PEAK FLOWS DO NOT INCLUDE BASEFLOWS IF ANY.

--------------------------------------------------------------------------------
--------------------
| CALIB            |
```

VO6 Model Output Post-development Condition

```
| STANDHYD (  0215)|   Area    (ha)=   0.12
|ID= 1 DT= 1.0 min |   Total Imp(%)=  85.00   Dir. Conn.(%)=  85.00
--------------------
                              IMPERVIOUS    PERVIOUS (i)
     Surface Area     (ha)=       0.10         0.02
     Dep. Storage     (mm)=       1.00         5.00
     Average Slope     (%)=       1.00         2.00
     Length            (m)=      28.28        40.00
     Mannings n           =      0.013        0.250

         NOTE:  RAINFALL WAS TRANSFORMED TO   1.0 MIN. TIME STEP.
```

---- TRANSFORMED HYETOGRAPH ----

TIME hrs	RAIN mm/hr	TIME hrs	RAIN mm/hr	TIME hrs	RAIN mm/hr	TIME hrs	RAIN mm/hr
0.017	0.94	3.017	1.51	6.017	6.78	9.02	1.32
0.033	0.94	3.033	1.51	6.033	6.78	9.03	1.32
0.050	0.94	3.050	1.51	6.050	6.78	9.05	1.32
0.067	0.94	3.067	1.51	6.067	6.78	9.07	1.32
0.083	0.94	3.083	1.51	6.083	6.78	9.08	1.32
0.100	0.94	3.100	1.51	6.100	6.78	9.10	1.32
0.117	0.94	3.117	1.51	6.117	6.78	9.12	1.32
0.133	0.94	3.133	1.51	6.133	6.78	9.13	1.32
0.150	0.94	3.150	1.51	6.150	6.78	9.15	1.32
0.167	0.94	3.167	1.51	6.167	6.78	9.17	1.32
0.183	0.94	3.183	1.51	6.183	6.78	9.18	1.32
0.200	0.94	3.200	1.51	6.200	6.78	9.20	1.32
0.217	0.94	3.217	1.51	6.217	6.78	9.22	1.32
0.233	0.94	3.233	1.51	6.233	6.78	9.23	1.32
0.250	0.94	3.250	1.51	6.250	6.78	9.25	1.32
0.267	0.94	3.267	1.51	6.267	6.78	9.27	1.32
0.283	0.94	3.283	1.51	6.283	6.78	9.28	1.32
0.300	0.94	3.300	1.51	6.300	6.78	9.30	1.32
0.317	0.94	3.317	1.51	6.317	6.78	9.32	1.32
0.333	0.94	3.333	1.51	6.333	6.78	9.33	1.32
0.350	0.94	3.350	1.51	6.350	6.78	9.35	1.32
0.367	0.94	3.367	1.51	6.367	6.78	9.37	1.32
0.383	0.94	3.383	1.51	6.383	6.78	9.38	1.32
0.400	0.94	3.400	1.51	6.400	6.78	9.40	1.32
0.417	0.94	3.417	1.51	6.417	6.78	9.42	1.32
0.433	0.94	3.433	1.51	6.433	6.78	9.43	1.32
0.450	0.94	3.450	1.51	6.450	6.78	9.45	1.32
0.467	0.94	3.467	1.51	6.467	6.78	9.47	1.32
0.483	0.94	3.483	1.51	6.483	6.78	9.48	1.32
0.500	0.94	3.500	1.51	6.500	6.77	9.50	1.32
0.517	0.94	3.517	1.51	6.517	3.01	9.52	1.32

VO6 Model Output Post-development Condition

0.533	0.94	3.533	1.51	6.533	3.01	9.53	1.32
0.550	0.94	3.550	1.51	6.550	3.01	9.55	1.32
0.567	0.94	3.567	1.51	6.567	3.01	9.57	1.32
0.583	0.94	3.583	1.51	6.583	3.01	9.58	1.32
0.600	0.94	3.600	1.51	6.600	3.01	9.60	1.32
0.617	0.94	3.617	1.51	6.617	3.01	9.62	1.32
0.633	0.94	3.633	1.51	6.633	3.01	9.63	1.32
0.650	0.94	3.650	1.51	6.650	3.01	9.65	1.32
0.667	0.94	3.667	1.51	6.667	3.01	9.67	1.32
0.683	0.94	3.683	1.51	6.683	3.01	9.68	1.32
0.700	0.94	3.700	1.51	6.700	3.01	9.70	1.32
0.717	0.94	3.717	1.51	6.717	3.01	9.72	1.32
0.733	0.94	3.733	1.51	6.733	3.01	9.73	1.32
0.750	0.94	3.750	1.51	6.750	3.01	9.75	1.32
0.767	0.94	3.767	1.51	6.767	3.01	9.77	1.32
0.783	0.94	3.783	1.51	6.783	3.01	9.78	1.32
0.800	0.94	3.800	1.51	6.800	3.01	9.80	1.32
0.817	0.94	3.817	1.51	6.817	3.01	9.82	1.32
0.833	0.94	3.833	1.51	6.833	3.01	9.83	1.32
0.850	0.94	3.850	1.51	6.850	3.01	9.85	1.32
0.867	0.94	3.867	1.51	6.867	3.01	9.87	1.32
0.883	0.94	3.883	1.51	6.883	3.01	9.88	1.32
0.900	0.94	3.900	1.51	6.900	3.01	9.90	1.32
0.917	0.94	3.917	1.51	6.917	3.01	9.92	1.32
0.933	0.94	3.933	1.51	6.933	3.01	9.93	1.32
0.950	0.94	3.950	1.51	6.950	3.01	9.95	1.32
0.967	0.94	3.967	1.51	6.967	3.01	9.97	1.32
0.983	0.94	3.983	1.51	6.983	3.01	9.98	1.32
1.000	0.94	4.000	1.51	7.000	3.01	10.00	1.32
1.017	0.94	4.017	2.26	7.017	3.01	10.02	0.75
1.033	0.94	4.033	2.26	7.033	3.01	10.03	0.75
1.050	0.94	4.050	2.26	7.050	3.01	10.05	0.75
1.067	0.94	4.067	2.26	7.067	3.01	10.07	0.75
1.083	0.94	4.083	2.26	7.083	3.01	10.08	0.75
1.100	0.94	4.100	2.26	7.100	3.01	10.10	0.75
1.117	0.94	4.117	2.26	7.117	3.01	10.12	0.75
1.133	0.94	4.133	2.26	7.133	3.01	10.13	0.75
1.150	0.94	4.150	2.26	7.150	3.01	10.15	0.75
1.167	0.94	4.167	2.26	7.167	3.01	10.17	0.75
1.183	0.94	4.183	2.26	7.183	3.01	10.18	0.75
1.200	0.94	4.200	2.26	7.200	3.01	10.20	0.75
1.217	0.94	4.217	2.26	7.217	3.01	10.22	0.75
1.233	0.94	4.233	2.26	7.233	3.01	10.23	0.75
1.250	0.94	4.250	2.26	7.250	3.01	10.25	0.75
1.267	0.94	4.267	2.26	7.267	3.01	10.27	0.75
1.283	0.94	4.283	2.26	7.283	3.01	10.28	0.75
1.300	0.94	4.300	2.26	7.300	3.01	10.30	0.75

VO6 Model Output Post-development Condition

1.317	0.94	4.317	2.26	7.317	3.01	10.32	0.75
1.333	0.94	4.333	2.26	7.333	3.01	10.33	0.75
1.350	0.94	4.350	2.26	7.350	3.01	10.35	0.75
1.367	0.94	4.367	2.26	7.367	3.01	10.37	0.75
1.383	0.94	4.383	2.26	7.383	3.01	10.38	0.75
1.400	0.94	4.400	2.26	7.400	3.01	10.40	0.75
1.417	0.94	4.417	2.26	7.417	3.01	10.42	0.75
1.433	0.94	4.433	2.26	7.433	3.01	10.43	0.75
1.450	0.94	4.450	2.26	7.450	3.01	10.45	0.75
1.467	0.94	4.467	2.26	7.467	3.01	10.47	0.75
1.483	0.94	4.483	2.26	7.483	3.01	10.48	0.75
1.500	0.94	4.500	2.26	7.500	3.01	10.50	0.75
1.517	0.94	4.517	3.01	7.517	2.26	10.52	0.75
1.533	0.94	4.533	3.01	7.533	2.26	10.53	0.75
1.550	0.94	4.550	3.01	7.550	2.26	10.55	0.75
1.567	0.94	4.567	3.01	7.567	2.26	10.57	0.75
1.583	0.94	4.583	3.01	7.583	2.26	10.58	0.75
1.600	0.94	4.600	3.01	7.600	2.26	10.60	0.75
1.617	0.94	4.617	3.01	7.617	2.26	10.62	0.75
1.633	0.94	4.633	3.01	7.633	2.26	10.63	0.75
1.650	0.94	4.650	3.01	7.650	2.26	10.65	0.75
1.667	0.94	4.667	3.01	7.667	2.26	10.67	0.75
1.683	0.94	4.683	3.01	7.683	2.26	10.68	0.75
1.700	0.94	4.700	3.01	7.700	2.26	10.70	0.75
1.717	0.94	4.717	3.01	7.717	2.26	10.72	0.75
1.733	0.94	4.733	3.01	7.733	2.26	10.73	0.75
1.750	0.94	4.750	3.01	7.750	2.26	10.75	0.75
1.767	0.94	4.767	3.01	7.767	2.26	10.77	0.75
1.783	0.94	4.783	3.01	7.783	2.26	10.78	0.75
1.800	0.94	4.800	3.01	7.800	2.26	10.80	0.75
1.817	0.94	4.817	3.01	7.817	2.26	10.82	0.75
1.833	0.94	4.833	3.01	7.833	2.26	10.83	0.75
1.850	0.94	4.850	3.01	7.850	2.26	10.85	0.75
1.867	0.94	4.867	3.01	7.867	2.26	10.87	0.75
1.883	0.94	4.883	3.01	7.883	2.26	10.88	0.75
1.900	0.94	4.900	3.01	7.900	2.26	10.90	0.75
1.917	0.94	4.917	3.01	7.917	2.26	10.92	0.75
1.933	0.94	4.933	3.01	7.933	2.26	10.93	0.75
1.950	0.94	4.950	3.01	7.950	2.26	10.95	0.75
1.967	0.94	4.967	3.01	7.967	2.26	10.97	0.75
1.983	0.94	4.983	3.01	7.983	2.26	10.98	0.75
2.000	0.94	5.000	3.01	8.000	2.26	11.00	0.75
2.017	1.13	5.017	4.52	8.017	1.32	11.02	0.75
2.033	1.13	5.033	4.52	8.033	1.32	11.03	0.75
2.050	1.13	5.050	4.52	8.050	1.32	11.05	0.75
2.067	1.13	5.067	4.52	8.067	1.32	11.07	0.75
2.083	1.13	5.083	4.52	8.083	1.32	11.08	0.75

VO6 Model Output Post-development Condition

2.100	1.13	5.100	4.52	8.100	1.32	11.10	0.75
2.117	1.13	5.117	4.52	8.117	1.32	11.12	0.75
2.133	1.13	5.133	4.52	8.133	1.32	11.13	0.75
2.150	1.13	5.150	4.52	8.150	1.32	11.15	0.75
2.167	1.13	5.167	4.52	8.167	1.32	11.17	0.75
2.183	1.13	5.183	4.52	8.183	1.32	11.18	0.75
2.200	1.13	5.200	4.52	8.200	1.32	11.20	0.75
2.217	1.13	5.217	4.52	8.217	1.32	11.22	0.75
2.233	1.13	5.233	4.52	8.233	1.32	11.23	0.75
2.250	1.13	5.250	4.52	8.250	1.32	11.25	0.75
2.267	1.13	5.267	4.52	8.267	1.32	11.27	0.75
2.283	1.13	5.283	4.52	8.283	1.32	11.28	0.75
2.300	1.13	5.300	4.52	8.300	1.32	11.30	0.75
2.317	1.13	5.317	4.52	8.317	1.32	11.32	0.75
2.333	1.13	5.333	4.52	8.333	1.32	11.33	0.75
2.350	1.13	5.350	4.52	8.350	1.32	11.35	0.75
2.367	1.13	5.367	4.52	8.367	1.32	11.37	0.75
2.383	1.13	5.383	4.52	8.383	1.32	11.38	0.75
2.400	1.13	5.400	4.52	8.400	1.32	11.40	0.75
2.417	1.13	5.417	4.52	8.417	1.32	11.42	0.75
2.433	1.13	5.433	4.52	8.433	1.32	11.43	0.75
2.450	1.13	5.450	4.52	8.450	1.32	11.45	0.75
2.467	1.13	5.467	4.52	8.467	1.32	11.47	0.75
2.483	1.13	5.483	4.52	8.483	1.32	11.48	0.75
2.500	1.13	5.500	4.53	8.500	1.32	11.50	0.75
2.517	1.13	5.517	18.08	8.517	1.32	11.52	0.75
2.533	1.13	5.533	18.08	8.533	1.32	11.53	0.75
2.550	1.13	5.550	18.08	8.550	1.32	11.55	0.75
2.567	1.13	5.567	18.08	8.567	1.32	11.57	0.75
2.583	1.13	5.583	18.08	8.583	1.32	11.58	0.75
2.600	1.13	5.600	18.08	8.600	1.32	11.60	0.75
2.617	1.13	5.617	18.08	8.617	1.32	11.62	0.75
2.633	1.13	5.633	18.08	8.633	1.32	11.63	0.75
2.650	1.13	5.650	18.08	8.650	1.32	11.65	0.75
2.667	1.13	5.667	18.08	8.667	1.32	11.67	0.75
2.683	1.13	5.683	18.08	8.683	1.32	11.68	0.75
2.700	1.13	5.700	18.08	8.700	1.32	11.70	0.75
2.717	1.13	5.717	18.08	8.717	1.32	11.72	0.75
2.733	1.13	5.733	18.08	8.733	1.32	11.73	0.75
2.750	1.13	5.750	18.11	8.750	1.32	11.75	0.75
2.767	1.13	5.767	43.28	8.767	1.32	11.77	0.75
2.783	1.13	5.783	43.28	8.783	1.32	11.78	0.75
2.800	1.13	5.800	43.28	8.800	1.32	11.80	0.75
2.817	1.13	5.817	43.28	8.817	1.32	11.82	0.75
2.833	1.13	5.833	43.32	8.833	1.32	11.83	0.75
2.850	1.13	5.850	74.31	8.850	1.32	11.85	0.75
2.867	1.13	5.867	74.31	8.867	1.32	11.87	0.75

VO6 Model Output Post-development Condition

```
                2.883    1.13 | 5.883   74.31 | 8.883    1.32 | 11.88    0.75
                2.900    1.13 | 5.900   74.31 | 8.900    1.32 | 11.90    0.75
                2.917    1.13 | 5.917   74.26 | 8.917    1.32 | 11.92    0.75
                2.933    1.13 | 5.933   31.54 | 8.933    1.32 | 11.93    0.75
                2.950    1.13 | 5.950   31.54 | 8.950    1.32 | 11.95    0.75
                2.967    1.13 | 5.967   31.54 | 8.967    1.32 | 11.97    0.75
                2.983    1.13 | 5.983   31.54 | 8.983    1.32 | 11.98    0.75
                3.000    1.13 | 6.000   31.51 | 9.000    1.32 | 12.00    0.75

     Max.Eff.Inten.(mm/hr)=      74.30        27.47
                over (min)        5.00         6.00
     Storage Coeff.  (min)=       1.35 (ii)    5.32 (ii)
     Unit Hyd. Tpeak (min)=       5.00         6.00
     Unit Hyd. peak  (cms)=       0.43         0.20
                                                          *TOTALS*
     PEAK FLOW       (cms)=       0.02         0.00          0.021 (iii)
     TIME TO PEAK    (hrs)=       5.93         5.98           5.93
     RUNOFF VOLUME    (mm)=      37.03        15.37          33.78
     TOTAL RAINFALL   (mm)=      38.04        38.04          38.04
     RUNOFF COEFFICIENT   =       0.97         0.40           0.89


       (i) CN PROCEDURE SELECTED FOR PERVIOUS LOSSES:
            CN*  =  87.0    Ia = Dep. Storage  (Above)
      (ii) TIME STEP (DT) SHOULD BE SMALLER OR EQUAL
           THAN THE STORAGE COEFFICIENT.
     (iii) PEAK FLOW DOES NOT INCLUDE BASEFLOW IF ANY.

--------------------------------------------------------------------------------
--------------------
| DUHYD    (  2152)|
| Inlet Cap.= 0.021|
| #of Inlets=     1|
| Total(cms)=   0.0|      AREA     QPEAK     TPEAK    R.V.
--------------------      (ha)     (cms)     (hrs)    (mm)
     TOTAL HYD.(ID= 1):   0.12      0.02      5.93   33.78
     ====================================================
     MAJOR SYS.(ID= 2):   0.00      0.00      0.00    0.00
     MINOR SYS.(ID= 3):   0.12      0.02      5.93   33.78

     NOTE:  PEAK FLOWS DO NOT INCLUDE BASEFLOWS IF ANY.

--------------------------------------------------------------------------------


--------------------
| ADD HYD  (  2003)|
|   1 +  2 =  3    |         AREA    QPEAK    TPEAK     R.V.
```

```
                    VO6 Model Output Post-development Condition
--------------------          (ha)    (cms)    (hrs)     (mm)
*** W A R N I N G :  HYDROGRAPH   2142 <ID= 1> IS DRY.
*** W A R N I N G :  HYDROGRAPH   2152 <ID= 2> IS DRY.
*** W A R N I N G :  HYDROGRAPH   2003 <ID= 3> IS ALSO DRY
--------------------------------------------------------------------------------
--------------------
| CALIB            |
| STANDHYD (  0205)|   Area    (ha)=   0.20
|ID= 1 DT= 1.0 min |   Total Imp(%)=  70.00   Dir. Conn.(%)=  70.00
--------------------
                              IMPERVIOUS    PERVIOUS (i)
     Surface Area     (ha)=       0.14         0.06
     Dep. Storage     (mm)=       1.00         5.00
     Average Slope     (%)=       1.00         2.00
     Length            (m)=      36.15        40.00
     Mannings n           =      0.013        0.250

         NOTE:  RAINFALL WAS TRANSFORMED TO   1.0 MIN. TIME STEP.


                          ---- TRANSFORMED HYETOGRAPH ----
                TIME    RAIN |  TIME    RAIN |'  TIME    RAIN |  TIME    RAIN
                 hrs   mm/hr |   hrs   mm/hr |'   hrs   mm/hr |   hrs   mm/hr
               0.017    0.94 | 3.017    1.51 | 6.017    6.78 |  9.02    1.32
               0.033    0.94 | 3.033    1.51 | 6.033    6.78 |  9.03    1.32
               0.050    0.94 | 3.050    1.51 | 6.050    6.78 |  9.05    1.32
               0.067    0.94 | 3.067    1.51 | 6.067    6.78 |  9.07    1.32
               0.083    0.94 | 3.083    1.51 | 6.083    6.78 |  9.08    1.32
               0.100    0.94 | 3.100    1.51 | 6.100    6.78 |  9.10    1.32
               0.117    0.94 | 3.117    1.51 | 6.117    6.78 |  9.12    1.32
               0.133    0.94 | 3.133    1.51 | 6.133    6.78 |  9.13    1.32
               0.150    0.94 | 3.150    1.51 | 6.150    6.78 |  9.15    1.32
               0.167    0.94 | 3.167    1.51 | 6.167    6.78 |  9.17    1.32
               0.183    0.94 | 3.183    1.51 | 6.183    6.78 |  9.18    1.32
               0.200    0.94 | 3.200    1.51 | 6.200    6.78 |  9.20    1.32
               0.217    0.94 | 3.217    1.51 | 6.217    6.78 |  9.22    1.32
               0.233    0.94 | 3.233    1.51 | 6.233    6.78 |  9.23    1.32
               0.250    0.94 | 3.250    1.51 | 6.250    6.78 |  9.25    1.32
               0.267    0.94 | 3.267    1.51 | 6.267    6.78 |  9.27    1.32
               0.283    0.94 | 3.283    1.51 | 6.283    6.78 |  9.28    1.32
               0.300    0.94 | 3.300    1.51 | 6.300    6.78 |  9.30    1.32
               0.317    0.94 | 3.317    1.51 | 6.317    6.78 |  9.32    1.32
               0.333    0.94 | 3.333    1.51 | 6.333    6.78 |  9.33    1.32
               0.350    0.94 | 3.350    1.51 | 6.350    6.78 |  9.35    1.32
               0.367    0.94 | 3.367    1.51 | 6.367    6.78 |  9.37    1.32
               0.383    0.94 | 3.383    1.51 | 6.383    6.78 |  9.38    1.32
               0.400    0.94 | 3.400    1.51 | 6.400    6.78 |  9.40    1.32
```

VO6 Model Output Post-development Condition

0.417	0.94	3.417	1.51	6.417	6.78	9.42	1.32
0.433	0.94	3.433	1.51	6.433	6.78	9.43	1.32
0.450	0.94	3.450	1.51	6.450	6.78	9.45	1.32
0.467	0.94	3.467	1.51	6.467	6.78	9.47	1.32
0.483	0.94	3.483	1.51	6.483	6.78	9.48	1.32
0.500	0.94	3.500	1.51	6.500	6.77	9.50	1.32
0.517	0.94	3.517	1.51	6.517	3.01	9.52	1.32
0.533	0.94	3.533	1.51	6.533	3.01	9.53	1.32
0.550	0.94	3.550	1.51	6.550	3.01	9.55	1.32
0.567	0.94	3.567	1.51	6.567	3.01	9.57	1.32
0.583	0.94	3.583	1.51	6.583	3.01	9.58	1.32
0.600	0.94	3.600	1.51	6.600	3.01	9.60	1.32
0.617	0.94	3.617	1.51	6.617	3.01	9.62	1.32
0.633	0.94	3.633	1.51	6.633	3.01	9.63	1.32
0.650	0.94	3.650	1.51	6.650	3.01	9.65	1.32
0.667	0.94	3.667	1.51	6.667	3.01	9.67	1.32
0.683	0.94	3.683	1.51	6.683	3.01	9.68	1.32
0.700	0.94	3.700	1.51	6.700	3.01	9.70	1.32
0.717	0.94	3.717	1.51	6.717	3.01	9.72	1.32
0.733	0.94	3.733	1.51	6.733	3.01	9.73	1.32
0.750	0.94	3.750	1.51	6.750	3.01	9.75	1.32
0.767	0.94	3.767	1.51	6.767	3.01	9.77	1.32
0.783	0.94	3.783	1.51	6.783	3.01	9.78	1.32
0.800	0.94	3.800	1.51	6.800	3.01	9.80	1.32
0.817	0.94	3.817	1.51	6.817	3.01	9.82	1.32
0.833	0.94	3.833	1.51	6.833	3.01	9.83	1.32
0.850	0.94	3.850	1.51	6.850	3.01	9.85	1.32
0.867	0.94	3.867	1.51	6.867	3.01	9.87	1.32
0.883	0.94	3.883	1.51	6.883	3.01	9.88	1.32
0.900	0.94	3.900	1.51	6.900	3.01	9.90	1.32
0.917	0.94	3.917	1.51	6.917	3.01	9.92	1.32
0.933	0.94	3.933	1.51	6.933	3.01	9.93	1.32
0.950	0.94	3.950	1.51	6.950	3.01	9.95	1.32
0.967	0.94	3.967	1.51	6.967	3.01	9.97	1.32
0.983	0.94	3.983	1.51	6.983	3.01	9.98	1.32
1.000	0.94	4.000	1.51	7.000	3.01	10.00	1.32
1.017	0.94	4.017	2.26	7.017	3.01	10.02	0.75
1.033	0.94	4.033	2.26	7.033	3.01	10.03	0.75
1.050	0.94	4.050	2.26	7.050	3.01	10.05	0.75
1.067	0.94	4.067	2.26	7.067	3.01	10.07	0.75
1.083	0.94	4.083	2.26	7.083	3.01	10.08	0.75
1.100	0.94	4.100	2.26	7.100	3.01	10.10	0.75
1.117	0.94	4.117	2.26	7.117	3.01	10.12	0.75
1.133	0.94	4.133	2.26	7.133	3.01	10.13	0.75
1.150	0.94	4.150	2.26	7.150	3.01	10.15	0.75
1.167	0.94	4.167	2.26	7.167	3.01	10.17	0.75
1.183	0.94	4.183	2.26	7.183	3.01	10.18	0.75

VO6 Model Output Post-development Condition

1.200	0.94	4.200	2.26	7.200	3.01	10.20	0.75
1.217	0.94	4.217	2.26	7.217	3.01	10.22	0.75
1.233	0.94	4.233	2.26	7.233	3.01	10.23	0.75
1.250	0.94	4.250	2.26	7.250	3.01	10.25	0.75
1.267	0.94	4.267	2.26	7.267	3.01	10.27	0.75
1.283	0.94	4.283	2.26	7.283	3.01	10.28	0.75
1.300	0.94	4.300	2.26	7.300	3.01	10.30	0.75
1.317	0.94	4.317	2.26	7.317	3.01	10.32	0.75
1.333	0.94	4.333	2.26	7.333	3.01	10.33	0.75
1.350	0.94	4.350	2.26	7.350	3.01	10.35	0.75
1.367	0.94	4.367	2.26	7.367	3.01	10.37	0.75
1.383	0.94	4.383	2.26	7.383	3.01	10.38	0.75
1.400	0.94	4.400	2.26	7.400	3.01	10.40	0.75
1.417	0.94	4.417	2.26	7.417	3.01	10.42	0.75
1.433	0.94	4.433	2.26	7.433	3.01	10.43	0.75
1.450	0.94	4.450	2.26	7.450	3.01	10.45	0.75
1.467	0.94	4.467	2.26	7.467	3.01	10.47	0.75
1.483	0.94	4.483	2.26	7.483	3.01	10.48	0.75
1.500	0.94	4.500	2.26	7.500	3.01	10.50	0.75
1.517	0.94	4.517	3.01	7.517	2.26	10.52	0.75
1.533	0.94	4.533	3.01	7.533	2.26	10.53	0.75
1.550	0.94	4.550	3.01	7.550	2.26	10.55	0.75
1.567	0.94	4.567	3.01	7.567	2.26	10.57	0.75
1.583	0.94	4.583	3.01	7.583	2.26	10.58	0.75
1.600	0.94	4.600	3.01	7.600	2.26	10.60	0.75
1.617	0.94	4.617	3.01	7.617	2.26	10.62	0.75
1.633	0.94	4.633	3.01	7.633	2.26	10.63	0.75
1.650	0.94	4.650	3.01	7.650	2.26	10.65	0.75
1.667	0.94	4.667	3.01	7.667	2.26	10.67	0.75
1.683	0.94	4.683	3.01	7.683	2.26	10.68	0.75
1.700	0.94	4.700	3.01	7.700	2.26	10.70	0.75
1.717	0.94	4.717	3.01	7.717	2.26	10.72	0.75
1.733	0.94	4.733	3.01	7.733	2.26	10.73	0.75
1.750	0.94	4.750	3.01	7.750	2.26	10.75	0.75
1.767	0.94	4.767	3.01	7.767	2.26	10.77	0.75
1.783	0.94	4.783	3.01	7.783	2.26	10.78	0.75
1.800	0.94	4.800	3.01	7.800	2.26	10.80	0.75
1.817	0.94	4.817	3.01	7.817	2.26	10.82	0.75
1.833	0.94	4.833	3.01	7.833	2.26	10.83	0.75
1.850	0.94	4.850	3.01	7.850	2.26	10.85	0.75
1.867	0.94	4.867	3.01	7.867	2.26	10.87	0.75
1.883	0.94	4.883	3.01	7.883	2.26	10.88	0.75
1.900	0.94	4.900	3.01	7.900	2.26	10.90	0.75
1.917	0.94	4.917	3.01	7.917	2.26	10.92	0.75
1.933	0.94	4.933	3.01	7.933	2.26	10.93	0.75
1.950	0.94	4.950	3.01	7.950	2.26	10.95	0.75
1.967	0.94	4.967	3.01	7.967	2.26	10.97	0.75

VO6 Model Output Post-development Condition

1.983	0.94	4.983	3.01	7.983	2.26	10.98	0.75
2.000	0.94	5.000	3.01	8.000	2.26	11.00	0.75
2.017	1.13	5.017	4.52	8.017	1.32	11.02	0.75
2.033	1.13	5.033	4.52	8.033	1.32	11.03	0.75
2.050	1.13	5.050	4.52	8.050	1.32	11.05	0.75
2.067	1.13	5.067	4.52	8.067	1.32	11.07	0.75
2.083	1.13	5.083	4.52	8.083	1.32	11.08	0.75
2.100	1.13	5.100	4.52	8.100	1.32	11.10	0.75
2.117	1.13	5.117	4.52	8.117	1.32	11.12	0.75
2.133	1.13	5.133	4.52	8.133	1.32	11.13	0.75
2.150	1.13	5.150	4.52	8.150	1.32	11.15	0.75
2.167	1.13	5.167	4.52	8.167	1.32	11.17	0.75
2.183	1.13	5.183	4.52	8.183	1.32	11.18	0.75
2.200	1.13	5.200	4.52	8.200	1.32	11.20	0.75
2.217	1.13	5.217	4.52	8.217	1.32	11.22	0.75
2.233	1.13	5.233	4.52	8.233	1.32	11.23	0.75
2.250	1.13	5.250	4.52	8.250	1.32	11.25	0.75
2.267	1.13	5.267	4.52	8.267	1.32	11.27	0.75
2.283	1.13	5.283	4.52	8.283	1.32	11.28	0.75
2.300	1.13	5.300	4.52	8.300	1.32	11.30	0.75
2.317	1.13	5.317	4.52	8.317	1.32	11.32	0.75
2.333	1.13	5.333	4.52	8.333	1.32	11.33	0.75
2.350	1.13	5.350	4.52	8.350	1.32	11.35	0.75
2.367	1.13	5.367	4.52	8.367	1.32	11.37	0.75
2.383	1.13	5.383	4.52	8.383	1.32	11.38	0.75
2.400	1.13	5.400	4.52	8.400	1.32	11.40	0.75
2.417	1.13	5.417	4.52	8.417	1.32	11.42	0.75
2.433	1.13	5.433	4.52	8.433	1.32	11.43	0.75
2.450	1.13	5.450	4.52	8.450	1.32	11.45	0.75
2.467	1.13	5.467	4.52	8.467	1.32	11.47	0.75
2.483	1.13	5.483	4.52	8.483	1.32	11.48	0.75
2.500	1.13	5.500	4.53	8.500	1.32	11.50	0.75
2.517	1.13	5.517	18.08	8.517	1.32	11.52	0.75
2.533	1.13	5.533	18.08	8.533	1.32	11.53	0.75
2.550	1.13	5.550	18.08	8.550	1.32	11.55	0.75
2.567	1.13	5.567	18.08	8.567	1.32	11.57	0.75
2.583	1.13	5.583	18.08	8.583	1.32	11.58	0.75
2.600	1.13	5.600	18.08	8.600	1.32	11.60	0.75
2.617	1.13	5.617	18.08	8.617	1.32	11.62	0.75
2.633	1.13	5.633	18.08	8.633	1.32	11.63	0.75
2.650	1.13	5.650	18.08	8.650	1.32	11.65	0.75
2.667	1.13	5.667	18.08	8.667	1.32	11.67	0.75
2.683	1.13	5.683	18.08	8.683	1.32	11.68	0.75
2.700	1.13	5.700	18.08	8.700	1.32	11.70	0.75
2.717	1.13	5.717	18.08	8.717	1.32	11.72	0.75
2.733	1.13	5.733	18.08	8.733	1.32	11.73	0.75
2.750	1.13	5.750	18.11	8.750	1.32	11.75	0.75

VO6 Model Output Post-development Condition

2.767	1.13	5.767	43.28	8.767	1.32	11.77	0.75
2.783	1.13	5.783	43.28	8.783	1.32	11.78	0.75
2.800	1.13	5.800	43.28	8.800	1.32	11.80	0.75
2.817	1.13	5.817	43.28	8.817	1.32	11.82	0.75
2.833	1.13	5.833	43.32	8.833	1.32	11.83	0.75
2.850	1.13	5.850	74.31	8.850	1.32	11.85	0.75
2.867	1.13	5.867	74.31	8.867	1.32	11.87	0.75
2.883	1.13	5.883	74.31	8.883	1.32	11.88	0.75
2.900	1.13	5.900	74.31	8.900	1.32	11.90	0.75
2.917	1.13	5.917	74.26	8.917	1.32	11.92	0.75
2.933	1.13	5.933	31.54	8.933	1.32	11.93	0.75
2.950	1.13	5.950	31.54	8.950	1.32	11.95	0.75
2.967	1.13	5.967	31.54	8.967	1.32	11.97	0.75
2.983	1.13	5.983	31.54	8.983	1.32	11.98	0.75
3.000	1.13	6.000	31.51	9.000	1.32	12.00	0.75

```
     Max.Eff.Inten.(mm/hr)=      74.30        27.47
                over (min)        5.00         8.00
     Storage Coeff.  (min)=       1.56 (ii)    7.23 (ii)
     Unit Hyd. Tpeak (min)=       5.00         8.00
     Unit Hyd. peak  (cms)=       0.41         0.15
                                                          *TOTALS*
     PEAK FLOW       (cms)=       0.03         0.00          0.028 (iii)
     TIME TO PEAK    (hrs)=       5.93         6.02           5.93
     RUNOFF VOLUME    (mm)=      37.04        15.37          30.52
     TOTAL RAINFALL   (mm)=      38.04        38.04          38.04
     RUNOFF COEFFICIENT   =       0.97         0.40           0.80


       (i) CN PROCEDURE SELECTED FOR PERVIOUS LOSSES:
            CN*  =  87.0    Ia = Dep. Storage  (Above)
      (ii) TIME STEP (DT) SHOULD BE SMALLER OR EQUAL
           THAN THE STORAGE COEFFICIENT.
     (iii) PEAK FLOW DOES NOT INCLUDE BASEFLOW IF ANY.

--------------------------------------------------------------------------------
--------------------
| CALIB            |
| STANDHYD (  0201)|   Area    (ha)=   0.50
|ID= 1 DT= 5.0 min |   Total Imp(%)=  85.00   Dir. Conn.(%)=  85.00
--------------------
                              IMPERVIOUS    PERVIOUS (i)
     Surface Area     (ha)=       0.42         0.07
     Dep. Storage     (mm)=       1.00         5.00
     Average Slope     (%)=       1.00         2.00
     Length            (m)=      57.45        40.00
     Mannings n           =      0.013        0.250
```

```
     Max.Eff.Inten.(mm/hr)=      74.31        27.47
                over (min)        5.00        10.00
     Storage Coeff.  (min)=       2.06 (ii)    6.03 (ii)
     Unit Hyd. Tpeak (min)=       5.00        10.00
     Unit Hyd. peak  (cms)=       0.31         0.15
                                                          *TOTALS*
     PEAK FLOW       (cms)=       0.08         0.00          0.087 (iii)
     TIME TO PEAK    (hrs)=       5.92         6.00           5.92
     RUNOFF VOLUME    (mm)=      37.04        15.37          33.78
     TOTAL RAINFALL   (mm)=      38.04        38.04          38.04
     RUNOFF COEFFICIENT   =       0.97         0.40           0.89


       (i) CN PROCEDURE SELECTED FOR PERVIOUS LOSSES:
            CN*  =  87.0    Ia = Dep. Storage  (Above)
      (ii) TIME STEP (DT) SHOULD BE SMALLER OR EQUAL
           THAN THE STORAGE COEFFICIENT.
     (iii) PEAK FLOW DOES NOT INCLUDE BASEFLOW IF ANY.

--------------------------------------------------------------------------------
--------------------
| RESERVOIR(  2011)|     OVERFLOW IS OFF
| IN= 2---> OUT= 1 |
| DT=  1.0 min     |     OUTFLOW    STORAGE   |  OUTFLOW    STORAGE
--------------------      (cms)     (ha.m.)   |   (cms)     (ha.m.)
                          0.0000     0.0000   |   0.0610      0.0190

                                AREA     QPEAK     TPEAK       R.V.
                                (ha)     (cms)     (hrs)       (mm)
   INFLOW : ID= 2 (  0201)      0.495      0.087      5.92      33.78
   OUTFLOW: ID= 1 (  2011)      0.495      0.021      6.07      33.62

                   PEAK   FLOW   REDUCTION [Qout/Qin](%)= 24.32
                   TIME SHIFT OF PEAK FLOW         (min)=  9.00
                   MAXIMUM  STORAGE   USED       (ha.m.)=  0.0066

--------------------------------------------------------------------------------
--------------------
| CALIB            |
| STANDHYD (  0207)|   Area    (ha)=   0.15
|ID= 1 DT= 1.0 min |   Total Imp(%)=  70.00   Dir. Conn.(%)=  70.00
--------------------
                              IMPERVIOUS    PERVIOUS (i)
     Surface Area     (ha)=       0.10         0.04
     Dep. Storage     (mm)=       1.00         5.00
```

VO6 Model Output Post-development Condition

Average Slope	(%)=	1.00	2.00
Length	(m)=	31.30	40.00
Mannings n	=	0.013	0.250

NOTE: RAINFALL WAS TRANSFORMED TO 1.0 MIN. TIME STEP.

---- TRANSFORMED HYETOGRAPH ----

TIME hrs	RAIN mm/hr	TIME hrs	RAIN mm/hr	TIME hrs	RAIN mm/hr	TIME hrs	RAIN mm/hr
0.017	0.94	3.017	1.51	6.017	6.78	9.02	1.32
0.033	0.94	3.033	1.51	6.033	6.78	9.03	1.32
0.050	0.94	3.050	1.51	6.050	6.78	9.05	1.32
0.067	0.94	3.067	1.51	6.067	6.78	9.07	1.32
0.083	0.94	3.083	1.51	6.083	6.78	9.08	1.32
0.100	0.94	3.100	1.51	6.100	6.78	9.10	1.32
0.117	0.94	3.117	1.51	6.117	6.78	9.12	1.32
0.133	0.94	3.133	1.51	6.133	6.78	9.13	1.32
0.150	0.94	3.150	1.51	6.150	6.78	9.15	1.32
0.167	0.94	3.167	1.51	6.167	6.78	9.17	1.32
0.183	0.94	3.183	1.51	6.183	6.78	9.18	1.32
0.200	0.94	3.200	1.51	6.200	6.78	9.20	1.32
0.217	0.94	3.217	1.51	6.217	6.78	9.22	1.32
0.233	0.94	3.233	1.51	6.233	6.78	9.23	1.32
0.250	0.94	3.250	1.51	6.250	6.78	9.25	1.32
0.267	0.94	3.267	1.51	6.267	6.78	9.27	1.32
0.283	0.94	3.283	1.51	6.283	6.78	9.28	1.32
0.300	0.94	3.300	1.51	6.300	6.78	9.30	1.32
0.317	0.94	3.317	1.51	6.317	6.78	9.32	1.32
0.333	0.94	3.333	1.51	6.333	6.78	9.33	1.32
0.350	0.94	3.350	1.51	6.350	6.78	9.35	1.32
0.367	0.94	3.367	1.51	6.367	6.78	9.37	1.32
0.383	0.94	3.383	1.51	6.383	6.78	9.38	1.32
0.400	0.94	3.400	1.51	6.400	6.78	9.40	1.32
0.417	0.94	3.417	1.51	6.417	6.78	9.42	1.32
0.433	0.94	3.433	1.51	6.433	6.78	9.43	1.32
0.450	0.94	3.450	1.51	6.450	6.78	9.45	1.32
0.467	0.94	3.467	1.51	6.467	6.78	9.47	1.32
0.483	0.94	3.483	1.51	6.483	6.78	9.48	1.32
0.500	0.94	3.500	1.51	6.500	6.77	9.50	1.32
0.517	0.94	3.517	1.51	6.517	3.01	9.52	1.32
0.533	0.94	3.533	1.51	6.533	3.01	9.53	1.32
0.550	0.94	3.550	1.51	6.550	3.01	9.55	1.32
0.567	0.94	3.567	1.51	6.567	3.01	9.57	1.32
0.583	0.94	3.583	1.51	6.583	3.01	9.58	1.32
0.600	0.94	3.600	1.51	6.600	3.01	9.60	1.32
0.617	0.94	3.617	1.51	6.617	3.01	9.62	1.32

VO6 Model Output Post-development Condition

0.633	0.94	3.633	1.51	6.633	3.01	9.63	1.32
0.650	0.94	3.650	1.51	6.650	3.01	9.65	1.32
0.667	0.94	3.667	1.51	6.667	3.01	9.67	1.32
0.683	0.94	3.683	1.51	6.683	3.01	9.68	1.32
0.700	0.94	3.700	1.51	6.700	3.01	9.70	1.32
0.717	0.94	3.717	1.51	6.717	3.01	9.72	1.32
0.733	0.94	3.733	1.51	6.733	3.01	9.73	1.32
0.750	0.94	3.750	1.51	6.750	3.01	9.75	1.32
0.767	0.94	3.767	1.51	6.767	3.01	9.77	1.32
0.783	0.94	3.783	1.51	6.783	3.01	9.78	1.32
0.800	0.94	3.800	1.51	6.800	3.01	9.80	1.32
0.817	0.94	3.817	1.51	6.817	3.01	9.82	1.32
0.833	0.94	3.833	1.51	6.833	3.01	9.83	1.32
0.850	0.94	3.850	1.51	6.850	3.01	9.85	1.32
0.867	0.94	3.867	1.51	6.867	3.01	9.87	1.32
0.883	0.94	3.883	1.51	6.883	3.01	9.88	1.32
0.900	0.94	3.900	1.51	6.900	3.01	9.90	1.32
0.917	0.94	3.917	1.51	6.917	3.01	9.92	1.32
0.933	0.94	3.933	1.51	6.933	3.01	9.93	1.32
0.950	0.94	3.950	1.51	6.950	3.01	9.95	1.32
0.967	0.94	3.967	1.51	6.967	3.01	9.97	1.32
0.983	0.94	3.983	1.51	6.983	3.01	9.98	1.32
1.000	0.94	4.000	1.51	7.000	3.01	10.00	1.32
1.017	0.94	4.017	2.26	7.017	3.01	10.02	0.75
1.033	0.94	4.033	2.26	7.033	3.01	10.03	0.75
1.050	0.94	4.050	2.26	7.050	3.01	10.05	0.75
1.067	0.94	4.067	2.26	7.067	3.01	10.07	0.75
1.083	0.94	4.083	2.26	7.083	3.01	10.08	0.75
1.100	0.94	4.100	2.26	7.100	3.01	10.10	0.75
1.117	0.94	4.117	2.26	7.117	3.01	10.12	0.75
1.133	0.94	4.133	2.26	7.133	3.01	10.13	0.75
1.150	0.94	4.150	2.26	7.150	3.01	10.15	0.75
1.167	0.94	4.167	2.26	7.167	3.01	10.17	0.75
1.183	0.94	4.183	2.26	7.183	3.01	10.18	0.75
1.200	0.94	4.200	2.26	7.200	3.01	10.20	0.75
1.217	0.94	4.217	2.26	7.217	3.01	10.22	0.75
1.233	0.94	4.233	2.26	7.233	3.01	10.23	0.75
1.250	0.94	4.250	2.26	7.250	3.01	10.25	0.75
1.267	0.94	4.267	2.26	7.267	3.01	10.27	0.75
1.283	0.94	4.283	2.26	7.283	3.01	10.28	0.75
1.300	0.94	4.300	2.26	7.300	3.01	10.30	0.75
1.317	0.94	4.317	2.26	7.317	3.01	10.32	0.75
1.333	0.94	4.333	2.26	7.333	3.01	10.33	0.75
1.350	0.94	4.350	2.26	7.350	3.01	10.35	0.75
1.367	0.94	4.367	2.26	7.367	3.01	10.37	0.75
1.383	0.94	4.383	2.26	7.383	3.01	10.38	0.75
1.400	0.94	4.400	2.26	7.400	3.01	10.40	0.75

VO6 Model Output Post-development Condition

1.417	0.94	4.417	2.26	7.417	3.01	10.42	0.75
1.433	0.94	4.433	2.26	7.433	3.01	10.43	0.75
1.450	0.94	4.450	2.26	7.450	3.01	10.45	0.75
1.467	0.94	4.467	2.26	7.467	3.01	10.47	0.75
1.483	0.94	4.483	2.26	7.483	3.01	10.48	0.75
1.500	0.94	4.500	2.26	7.500	3.01	10.50	0.75
1.517	0.94	4.517	3.01	7.517	2.26	10.52	0.75
1.533	0.94	4.533	3.01	7.533	2.26	10.53	0.75
1.550	0.94	4.550	3.01	7.550	2.26	10.55	0.75
1.567	0.94	4.567	3.01	7.567	2.26	10.57	0.75
1.583	0.94	4.583	3.01	7.583	2.26	10.58	0.75
1.600	0.94	4.600	3.01	7.600	2.26	10.60	0.75
1.617	0.94	4.617	3.01	7.617	2.26	10.62	0.75
1.633	0.94	4.633	3.01	7.633	2.26	10.63	0.75
1.650	0.94	4.650	3.01	7.650	2.26	10.65	0.75
1.667	0.94	4.667	3.01	7.667	2.26	10.67	0.75
1.683	0.94	4.683	3.01	7.683	2.26	10.68	0.75
1.700	0.94	4.700	3.01	7.700	2.26	10.70	0.75
1.717	0.94	4.717	3.01	7.717	2.26	10.72	0.75
1.733	0.94	4.733	3.01	7.733	2.26	10.73	0.75
1.750	0.94	4.750	3.01	7.750	2.26	10.75	0.75
1.767	0.94	4.767	3.01	7.767	2.26	10.77	0.75
1.783	0.94	4.783	3.01	7.783	2.26	10.78	0.75
1.800	0.94	4.800	3.01	7.800	2.26	10.80	0.75
1.817	0.94	4.817	3.01	7.817	2.26	10.82	0.75
1.833	0.94	4.833	3.01	7.833	2.26	10.83	0.75
1.850	0.94	4.850	3.01	7.850	2.26	10.85	0.75
1.867	0.94	4.867	3.01	7.867	2.26	10.87	0.75
1.883	0.94	4.883	3.01	7.883	2.26	10.88	0.75
1.900	0.94	4.900	3.01	7.900	2.26	10.90	0.75
1.917	0.94	4.917	3.01	7.917	2.26	10.92	0.75
1.933	0.94	4.933	3.01	7.933	2.26	10.93	0.75
1.950	0.94	4.950	3.01	7.950	2.26	10.95	0.75
1.967	0.94	4.967	3.01	7.967	2.26	10.97	0.75
1.983	0.94	4.983	3.01	7.983	2.26	10.98	0.75
2.000	0.94	5.000	3.01	8.000	2.26	11.00	0.75
2.017	1.13	5.017	4.52	8.017	1.32	11.02	0.75
2.033	1.13	5.033	4.52	8.033	1.32	11.03	0.75
2.050	1.13	5.050	4.52	8.050	1.32	11.05	0.75
2.067	1.13	5.067	4.52	8.067	1.32	11.07	0.75
2.083	1.13	5.083	4.52	8.083	1.32	11.08	0.75
2.100	1.13	5.100	4.52	8.100	1.32	11.10	0.75
2.117	1.13	5.117	4.52	8.117	1.32	11.12	0.75
2.133	1.13	5.133	4.52	8.133	1.32	11.13	0.75
2.150	1.13	5.150	4.52	8.150	1.32	11.15	0.75
2.167	1.13	5.167	4.52	8.167	1.32	11.17	0.75
2.183	1.13	5.183	4.52	8.183	1.32	11.18	0.75

VO6 Model Output Post-development Condition

2.200	1.13	5.200	4.52	8.200	1.32	11.20	0.75
2.217	1.13	5.217	4.52	8.217	1.32	11.22	0.75
2.233	1.13	5.233	4.52	8.233	1.32	11.23	0.75
2.250	1.13	5.250	4.52	8.250	1.32	11.25	0.75
2.267	1.13	5.267	4.52	8.267	1.32	11.27	0.75
2.283	1.13	5.283	4.52	8.283	1.32	11.28	0.75
2.300	1.13	5.300	4.52	8.300	1.32	11.30	0.75
2.317	1.13	5.317	4.52	8.317	1.32	11.32	0.75
2.333	1.13	5.333	4.52	8.333	1.32	11.33	0.75
2.350	1.13	5.350	4.52	8.350	1.32	11.35	0.75
2.367	1.13	5.367	4.52	8.367	1.32	11.37	0.75
2.383	1.13	5.383	4.52	8.383	1.32	11.38	0.75
2.400	1.13	5.400	4.52	8.400	1.32	11.40	0.75
2.417	1.13	5.417	4.52	8.417	1.32	11.42	0.75
2.433	1.13	5.433	4.52	8.433	1.32	11.43	0.75
2.450	1.13	5.450	4.52	8.450	1.32	11.45	0.75
2.467	1.13	5.467	4.52	8.467	1.32	11.47	0.75
2.483	1.13	5.483	4.52	8.483	1.32	11.48	0.75
2.500	1.13	5.500	4.53	8.500	1.32	11.50	0.75
2.517	1.13	5.517	18.08	8.517	1.32	11.52	0.75
2.533	1.13	5.533	18.08	8.533	1.32	11.53	0.75
2.550	1.13	5.550	18.08	8.550	1.32	11.55	0.75
2.567	1.13	5.567	18.08	8.567	1.32	11.57	0.75
2.583	1.13	5.583	18.08	8.583	1.32	11.58	0.75
2.600	1.13	5.600	18.08	8.600	1.32	11.60	0.75
2.617	1.13	5.617	18.08	8.617	1.32	11.62	0.75
2.633	1.13	5.633	18.08	8.633	1.32	11.63	0.75
2.650	1.13	5.650	18.08	8.650	1.32	11.65	0.75
2.667	1.13	5.667	18.08	8.667	1.32	11.67	0.75
2.683	1.13	5.683	18.08	8.683	1.32	11.68	0.75
2.700	1.13	5.700	18.08	8.700	1.32	11.70	0.75
2.717	1.13	5.717	18.08	8.717	1.32	11.72	0.75
2.733	1.13	5.733	18.08	8.733	1.32	11.73	0.75
2.750	1.13	5.750	18.11	8.750	1.32	11.75	0.75
2.767	1.13	5.767	43.28	8.767	1.32	11.77	0.75
2.783	1.13	5.783	43.28	8.783	1.32	11.78	0.75
2.800	1.13	5.800	43.28	8.800	1.32	11.80	0.75
2.817	1.13	5.817	43.28	8.817	1.32	11.82	0.75
2.833	1.13	5.833	43.32	8.833	1.32	11.83	0.75
2.850	1.13	5.850	74.31	8.850	1.32	11.85	0.75
2.867	1.13	5.867	74.31	8.867	1.32	11.87	0.75
2.883	1.13	5.883	74.31	8.883	1.32	11.88	0.75
2.900	1.13	5.900	74.31	8.900	1.32	11.90	0.75
2.917	1.13	5.917	74.26	8.917	1.32	11.92	0.75
2.933	1.13	5.933	31.54	8.933	1.32	11.93	0.75
2.950	1.13	5.950	31.54	8.950	1.32	11.95	0.75
2.967	1.13	5.967	31.54	8.967	1.32	11.97	0.75

VO6 Model Output Post-development Condition

2.983	1.13	5.983	31.54	8.983	1.32	11.98	0.75
3.000	1.13	6.000	31.51	9.000	1.32	12.00	0.75

Max.Eff.Inten.(mm/hr)=	74.30	27.47	
over (min)	5.00	8.00	
Storage Coeff. (min)=	1.43 (ii)	7.10 (ii)	
Unit Hyd. Tpeak (min)=	5.00	8.00	
Unit Hyd. peak (cms)=	0.43	0.15	
			TOTALS
PEAK FLOW (cms)=	0.02	0.00	0.022 (iii)
TIME TO PEAK (hrs)=	5.93	6.02	5.93
RUNOFF VOLUME (mm)=	37.03	15.37	30.52
TOTAL RAINFALL (mm)=	38.04	38.04	38.04
RUNOFF COEFFICIENT =	0.97	0.40	0.80

(i) CN PROCEDURE SELECTED FOR PERVIOUS LOSSES:
CN* = 87.0 Ia = Dep. Storage (Above)
(ii) TIME STEP (DT) SHOULD BE SMALLER OR EQUAL
THAN THE STORAGE COEFFICIENT.
(iii) PEAK FLOW DOES NOT INCLUDE BASEFLOW IF ANY.

```
| CALIB            |
| STANDHYD (  0202)|   Area    (ha)=   0.31
|ID= 1 DT= 1.0 min |   Total Imp(%)=  85.00   Dir. Conn.(%)=  85.00
```

		IMPERVIOUS	PERVIOUS (i)
Surface Area	(ha)=	0.26	0.05
Dep. Storage	(mm)=	1.00	5.00
Average Slope	(%)=	1.00	2.00
Length	(m)=	45.09	40.00
Mannings n	=	0.013	0.250

NOTE: RAINFALL WAS TRANSFORMED TO 1.0 MIN. TIME STEP.

---- TRANSFORMED HYETOGRAPH ----

TIME hrs	RAIN mm/hr	TIME hrs	RAIN mm/hr	TIME hrs	RAIN mm/hr	TIME hrs	RAIN mm/hr
0.017	0.94	3.017	1.51	6.017	6.78	9.02	1.32
0.033	0.94	3.033	1.51	6.033	6.78	9.03	1.32
0.050	0.94	3.050	1.51	6.050	6.78	9.05	1.32
0.067	0.94	3.067	1.51	6.067	6.78	9.07	1.32
0.083	0.94	3.083	1.51	6.083	6.78	9.08	1.32
0.100	0.94	3.100	1.51	6.100	6.78	9.10	1.32

VO6 Model Output Post-development Condition

0.117	0.94	3.117	1.51	6.117	6.78	9.12	1.32
0.133	0.94	3.133	1.51	6.133	6.78	9.13	1.32
0.150	0.94	3.150	1.51	6.150	6.78	9.15	1.32
0.167	0.94	3.167	1.51	6.167	6.78	9.17	1.32
0.183	0.94	3.183	1.51	6.183	6.78	9.18	1.32
0.200	0.94	3.200	1.51	6.200	6.78	9.20	1.32
0.217	0.94	3.217	1.51	6.217	6.78	9.22	1.32
0.233	0.94	3.233	1.51	6.233	6.78	9.23	1.32
0.250	0.94	3.250	1.51	6.250	6.78	9.25	1.32
0.267	0.94	3.267	1.51	6.267	6.78	9.27	1.32
0.283	0.94	3.283	1.51	6.283	6.78	9.28	1.32
0.300	0.94	3.300	1.51	6.300	6.78	9.30	1.32
0.317	0.94	3.317	1.51	6.317	6.78	9.32	1.32
0.333	0.94	3.333	1.51	6.333	6.78	9.33	1.32
0.350	0.94	3.350	1.51	6.350	6.78	9.35	1.32
0.367	0.94	3.367	1.51	6.367	6.78	9.37	1.32
0.383	0.94	3.383	1.51	6.383	6.78	9.38	1.32
0.400	0.94	3.400	1.51	6.400	6.78	9.40	1.32
0.417	0.94	3.417	1.51	6.417	6.78	9.42	1.32
0.433	0.94	3.433	1.51	6.433	6.78	9.43	1.32
0.450	0.94	3.450	1.51	6.450	6.78	9.45	1.32
0.467	0.94	3.467	1.51	6.467	6.78	9.47	1.32
0.483	0.94	3.483	1.51	6.483	6.78	9.48	1.32
0.500	0.94	3.500	1.51	6.500	6.77	9.50	1.32
0.517	0.94	3.517	1.51	6.517	3.01	9.52	1.32
0.533	0.94	3.533	1.51	6.533	3.01	9.53	1.32
0.550	0.94	3.550	1.51	6.550	3.01	9.55	1.32
0.567	0.94	3.567	1.51	6.567	3.01	9.57	1.32
0.583	0.94	3.583	1.51	6.583	3.01	9.58	1.32
0.600	0.94	3.600	1.51	6.600	3.01	9.60	1.32
0.617	0.94	3.617	1.51	6.617	3.01	9.62	1.32
0.633	0.94	3.633	1.51	6.633	3.01	9.63	1.32
0.650	0.94	3.650	1.51	6.650	3.01	9.65	1.32
0.667	0.94	3.667	1.51	6.667	3.01	9.67	1.32
0.683	0.94	3.683	1.51	6.683	3.01	9.68	1.32
0.700	0.94	3.700	1.51	6.700	3.01	9.70	1.32
0.717	0.94	3.717	1.51	6.717	3.01	9.72	1.32
0.733	0.94	3.733	1.51	6.733	3.01	9.73	1.32
0.750	0.94	3.750	1.51	6.750	3.01	9.75	1.32
0.767	0.94	3.767	1.51	6.767	3.01	9.77	1.32
0.783	0.94	3.783	1.51	6.783	3.01	9.78	1.32
0.800	0.94	3.800	1.51	6.800	3.01	9.80	1.32
0.817	0.94	3.817	1.51	6.817	3.01	9.82	1.32
0.833	0.94	3.833	1.51	6.833	3.01	9.83	1.32
0.850	0.94	3.850	1.51	6.850	3.01	9.85	1.32
0.867	0.94	3.867	1.51	6.867	3.01	9.87	1.32
0.883	0.94	3.883	1.51	6.883	3.01	9.88	1.32

VO6 Model Output Post-development Condition

0.900	0.94	3.900	1.51	6.900	3.01	9.90	1.32
0.917	0.94	3.917	1.51	6.917	3.01	9.92	1.32
0.933	0.94	3.933	1.51	6.933	3.01	9.93	1.32
0.950	0.94	3.950	1.51	6.950	3.01	9.95	1.32
0.967	0.94	3.967	1.51	6.967	3.01	9.97	1.32
0.983	0.94	3.983	1.51	6.983	3.01	9.98	1.32
1.000	0.94	4.000	1.51	7.000	3.01	10.00	1.32
1.017	0.94	4.017	2.26	7.017	3.01	10.02	0.75
1.033	0.94	4.033	2.26	7.033	3.01	10.03	0.75
1.050	0.94	4.050	2.26	7.050	3.01	10.05	0.75
1.067	0.94	4.067	2.26	7.067	3.01	10.07	0.75
1.083	0.94	4.083	2.26	7.083	3.01	10.08	0.75
1.100	0.94	4.100	2.26	7.100	3.01	10.10	0.75
1.117	0.94	4.117	2.26	7.117	3.01	10.12	0.75
1.133	0.94	4.133	2.26	7.133	3.01	10.13	0.75
1.150	0.94	4.150	2.26	7.150	3.01	10.15	0.75
1.167	0.94	4.167	2.26	7.167	3.01	10.17	0.75
1.183	0.94	4.183	2.26	7.183	3.01	10.18	0.75
1.200	0.94	4.200	2.26	7.200	3.01	10.20	0.75
1.217	0.94	4.217	2.26	7.217	3.01	10.22	0.75
1.233	0.94	4.233	2.26	7.233	3.01	10.23	0.75
1.250	0.94	4.250	2.26	7.250	3.01	10.25	0.75
1.267	0.94	4.267	2.26	7.267	3.01	10.27	0.75
1.283	0.94	4.283	2.26	7.283	3.01	10.28	0.75
1.300	0.94	4.300	2.26	7.300	3.01	10.30	0.75
1.317	0.94	4.317	2.26	7.317	3.01	10.32	0.75
1.333	0.94	4.333	2.26	7.333	3.01	10.33	0.75
1.350	0.94	4.350	2.26	7.350	3.01	10.35	0.75
1.367	0.94	4.367	2.26	7.367	3.01	10.37	0.75
1.383	0.94	4.383	2.26	7.383	3.01	10.38	0.75
1.400	0.94	4.400	2.26	7.400	3.01	10.40	0.75
1.417	0.94	4.417	2.26	7.417	3.01	10.42	0.75
1.433	0.94	4.433	2.26	7.433	3.01	10.43	0.75
1.450	0.94	4.450	2.26	7.450	3.01	10.45	0.75
1.467	0.94	4.467	2.26	7.467	3.01	10.47	0.75
1.483	0.94	4.483	2.26	7.483	3.01	10.48	0.75
1.500	0.94	4.500	2.26	7.500	3.01	10.50	0.75
1.517	0.94	4.517	3.01	7.517	2.26	10.52	0.75
1.533	0.94	4.533	3.01	7.533	2.26	10.53	0.75
1.550	0.94	4.550	3.01	7.550	2.26	10.55	0.75
1.567	0.94	4.567	3.01	7.567	2.26	10.57	0.75
1.583	0.94	4.583	3.01	7.583	2.26	10.58	0.75
1.600	0.94	4.600	3.01	7.600	2.26	10.60	0.75
1.617	0.94	4.617	3.01	7.617	2.26	10.62	0.75
1.633	0.94	4.633	3.01	7.633	2.26	10.63	0.75
1.650	0.94	4.650	3.01	7.650	2.26	10.65	0.75
1.667	0.94	4.667	3.01	7.667	2.26	10.67	0.75

VO6 Model Output Post-development Condition

1.683	0.94	4.683	3.01	7.683	2.26	10.68	0.75
1.700	0.94	4.700	3.01	7.700	2.26	10.70	0.75
1.717	0.94	4.717	3.01	7.717	2.26	10.72	0.75
1.733	0.94	4.733	3.01	7.733	2.26	10.73	0.75
1.750	0.94	4.750	3.01	7.750	2.26	10.75	0.75
1.767	0.94	4.767	3.01	7.767	2.26	10.77	0.75
1.783	0.94	4.783	3.01	7.783	2.26	10.78	0.75
1.800	0.94	4.800	3.01	7.800	2.26	10.80	0.75
1.817	0.94	4.817	3.01	7.817	2.26	10.82	0.75
1.833	0.94	4.833	3.01	7.833	2.26	10.83	0.75
1.850	0.94	4.850	3.01	7.850	2.26	10.85	0.75
1.867	0.94	4.867	3.01	7.867	2.26	10.87	0.75
1.883	0.94	4.883	3.01	7.883	2.26	10.88	0.75
1.900	0.94	4.900	3.01	7.900	2.26	10.90	0.75
1.917	0.94	4.917	3.01	7.917	2.26	10.92	0.75
1.933	0.94	4.933	3.01	7.933	2.26	10.93	0.75
1.950	0.94	4.950	3.01	7.950	2.26	10.95	0.75
1.967	0.94	4.967	3.01	7.967	2.26	10.97	0.75
1.983	0.94	4.983	3.01	7.983	2.26	10.98	0.75
2.000	0.94	5.000	3.01	8.000	2.26	11.00	0.75
2.017	1.13	5.017	4.52	8.017	1.32	11.02	0.75
2.033	1.13	5.033	4.52	8.033	1.32	11.03	0.75
2.050	1.13	5.050	4.52	8.050	1.32	11.05	0.75
2.067	1.13	5.067	4.52	8.067	1.32	11.07	0.75
2.083	1.13	5.083	4.52	8.083	1.32	11.08	0.75
2.100	1.13	5.100	4.52	8.100	1.32	11.10	0.75
2.117	1.13	5.117	4.52	8.117	1.32	11.12	0.75
2.133	1.13	5.133	4.52	8.133	1.32	11.13	0.75
2.150	1.13	5.150	4.52	8.150	1.32	11.15	0.75
2.167	1.13	5.167	4.52	8.167	1.32	11.17	0.75
2.183	1.13	5.183	4.52	8.183	1.32	11.18	0.75
2.200	1.13	5.200	4.52	8.200	1.32	11.20	0.75
2.217	1.13	5.217	4.52	8.217	1.32	11.22	0.75
2.233	1.13	5.233	4.52	8.233	1.32	11.23	0.75
2.250	1.13	5.250	4.52	8.250	1.32	11.25	0.75
2.267	1.13	5.267	4.52	8.267	1.32	11.27	0.75
2.283	1.13	5.283	4.52	8.283	1.32	11.28	0.75
2.300	1.13	5.300	4.52	8.300	1.32	11.30	0.75
2.317	1.13	5.317	4.52	8.317	1.32	11.32	0.75
2.333	1.13	5.333	4.52	8.333	1.32	11.33	0.75
2.350	1.13	5.350	4.52	8.350	1.32	11.35	0.75
2.367	1.13	5.367	4.52	8.367	1.32	11.37	0.75
2.383	1.13	5.383	4.52	8.383	1.32	11.38	0.75
2.400	1.13	5.400	4.52	8.400	1.32	11.40	0.75
2.417	1.13	5.417	4.52	8.417	1.32	11.42	0.75
2.433	1.13	5.433	4.52	8.433	1.32	11.43	0.75
2.450	1.13	5.450	4.52	8.450	1.32	11.45	0.75

VO6 Model Output Post-development Condition

2.467	1.13	5.467	4.52	8.467	1.32	11.47	0.75
2.483	1.13	5.483	4.52	8.483	1.32	11.48	0.75
2.500	1.13	5.500	4.53	8.500	1.32	11.50	0.75
2.517	1.13	5.517	18.08	8.517	1.32	11.52	0.75
2.533	1.13	5.533	18.08	8.533	1.32	11.53	0.75
2.550	1.13	5.550	18.08	8.550	1.32	11.55	0.75
2.567	1.13	5.567	18.08	8.567	1.32	11.57	0.75
2.583	1.13	5.583	18.08	8.583	1.32	11.58	0.75
2.600	1.13	5.600	18.08	8.600	1.32	11.60	0.75
2.617	1.13	5.617	18.08	8.617	1.32	11.62	0.75
2.633	1.13	5.633	18.08	8.633	1.32	11.63	0.75
2.650	1.13	5.650	18.08	8.650	1.32	11.65	0.75
2.667	1.13	5.667	18.08	8.667	1.32	11.67	0.75
2.683	1.13	5.683	18.08	8.683	1.32	11.68	0.75
2.700	1.13	5.700	18.08	8.700	1.32	11.70	0.75
2.717	1.13	5.717	18.08	8.717	1.32	11.72	0.75
2.733	1.13	5.733	18.08	8.733	1.32	11.73	0.75
2.750	1.13	5.750	18.11	8.750	1.32	11.75	0.75
2.767	1.13	5.767	43.28	8.767	1.32	11.77	0.75
2.783	1.13	5.783	43.28	8.783	1.32	11.78	0.75
2.800	1.13	5.800	43.28	8.800	1.32	11.80	0.75
2.817	1.13	5.817	43.28	8.817	1.32	11.82	0.75
2.833	1.13	5.833	43.32	8.833	1.32	11.83	0.75
2.850	1.13	5.850	74.31	8.850	1.32	11.85	0.75
2.867	1.13	5.867	74.31	8.867	1.32	11.87	0.75
2.883	1.13	5.883	74.31	8.883	1.32	11.88	0.75
2.900	1.13	5.900	74.31	8.900	1.32	11.90	0.75
2.917	1.13	5.917	74.26	8.917	1.32	11.92	0.75
2.933	1.13	5.933	31.54	8.933	1.32	11.93	0.75
2.950	1.13	5.950	31.54	8.950	1.32	11.95	0.75
2.967	1.13	5.967	31.54	8.967	1.32	11.97	0.75
2.983	1.13	5.983	31.54	8.983	1.32	11.98	0.75
3.000	1.13	6.000	31.51	9.000	1.32	12.00	0.75

Max.Eff.Inten.(mm/hr)=	74.30	27.47	
over (min)	5.00	6.00	
Storage Coeff. (min)=	1.78 (ii)	5.76 (ii)	
Unit Hyd. Tpeak (min)=	5.00	6.00	
Unit Hyd. peak (cms)=	0.39	0.19	
			TOTALS
PEAK FLOW (cms)=	0.05	0.00	0.051 (iii)
TIME TO PEAK (hrs)=	5.93	5.98	5.93
RUNOFF VOLUME (mm)=	37.03	15.37	33.78
TOTAL RAINFALL (mm)=	38.04	38.04	38.04
RUNOFF COEFFICIENT =	0.97	0.40	0.89

```
                    VO6 Model Output Post-development Condition
        (i) CN PROCEDURE SELECTED FOR PERVIOUS LOSSES:
             CN*  =  87.0    Ia = Dep. Storage  (Above)
       (ii) TIME STEP (DT) SHOULD BE SMALLER OR EQUAL
            THAN THE STORAGE COEFFICIENT.
      (iii) PEAK FLOW DOES NOT INCLUDE BASEFLOW IF ANY.

--------------------------------------------------------------------------------
--------------------
| RESERVOIR(  2021)|     OVERFLOW IS OFF
| IN= 2---> OUT= 1 |
| DT=  1.0 min     |     OUTFLOW    STORAGE   |  OUTFLOW    STORAGE
--------------------      (cms)     (ha.m.)   |   (cms)     (ha.m.)
                          0.0000     0.0000   |   0.0370      0.0120

                                AREA     QPEAK     TPEAK       R.V.
                                (ha)     (cms)     (hrs)       (mm)
   INFLOW : ID= 2 (  0202)      0.305      0.051      5.93      33.78
   OUTFLOW: ID= 1 (  2021)      0.305      0.013      6.08      33.52

                   PEAK   FLOW   REDUCTION [Qout/Qin](%)= 25.15
                   TIME SHIFT OF PEAK FLOW         (min)=  9.00
                   MAXIMUM  STORAGE   USED       (ha.m.)=  0.0041

--------------------------------------------------------------------------------

--------------------
| ADD HYD  (  1090)|
|   1 +  2 =  3    |         AREA    QPEAK    TPEAK     R.V.
--------------------         (ha)    (cms)    (hrs)     (mm)
        ID1= 1 (  2011):     0.50   0.021     6.07    33.62
      + ID2= 2 (  2021):     0.31   0.013     6.08    33.52
        ====================================================
        ID = 3 (  1090):     0.80   0.034     6.07    33.58

     NOTE:  PEAK FLOWS DO NOT INCLUDE BASEFLOWS IF ANY.
--------------------------------------------------------------------------------

--------------------
| ADD HYD  (  1090)|
|   3 +  2 =  1    |         AREA    QPEAK    TPEAK     R.V.
--------------------         (ha)    (cms)    (hrs)     (mm)
        ID1= 3 (  1090):     0.80   0.034     6.07    33.58
      + ID2= 2 (  0205):     0.20   0.028     5.93    30.52
        ====================================================
        ID = 1 (  1090):     1.00   0.056     5.95    32.98

     NOTE:  PEAK FLOWS DO NOT INCLUDE BASEFLOWS IF ANY.
```

VO6 Model Output Post-development Condition

```
--------------------------------------------------------------------------------

--------------------
| ADD HYD  (  1090)|
|   1 +  2 =  3    |          AREA    QPEAK    TPEAK     R.V.
--------------------          (ha)    (cms)    (hrs)     (mm)
        ID1= 1 (  1090):      1.00   0.056     5.95    32.98
      + ID2= 2 (  0207):      0.15   0.022     5.93    30.52
        ====================================================
        ID = 3 (  1090):      1.14   0.077     5.95    32.66

     NOTE:  PEAK FLOWS DO NOT INCLUDE BASEFLOWS IF ANY.
--------------------------------------------------------------------------------

--------------------
| ADD HYD  (  1090)|
|   3 +  2 =  1    |          AREA    QPEAK    TPEAK     R.V.
--------------------          (ha)    (cms)    (hrs)     (mm)
        ID1= 3 (  1090):      1.14   0.077     5.95    32.66
      + ID2= 2 (  2142):      0.08   0.015     5.93    35.51
        ====================================================
        ID = 1 (  1090):      1.22   0.091     5.95    32.85

     NOTE:  PEAK FLOWS DO NOT INCLUDE BASEFLOWS IF ANY.
--------------------------------------------------------------------------------
--------------------
| CALIB            |
| STANDHYD (  0208)|   Area    (ha)=   0.20
|ID= 1 DT= 1.0 min |   Total Imp(%)=  70.00   Dir. Conn.(%)=  70.00
--------------------
                              IMPERVIOUS    PERVIOUS (i)
     Surface Area     (ha)=       0.14         0.06
     Dep. Storage     (mm)=       1.00         5.00
     Average Slope     (%)=       1.00         2.00
     Length            (m)=      36.15        40.00
     Mannings n           =      0.013        0.250

         NOTE:  RAINFALL WAS TRANSFORMED TO   1.0 MIN. TIME STEP.


                         ---- TRANSFORMED HYETOGRAPH ----
              TIME    RAIN |  TIME    RAIN |'  TIME    RAIN |  TIME    RAIN
               hrs   mm/hr |   hrs   mm/hr |'   hrs   mm/hr |   hrs   mm/hr
             0.017    0.94 | 3.017    1.51 | 6.017    6.78 |  9.02    1.32
             0.033    0.94 | 3.033    1.51 | 6.033    6.78 |  9.03    1.32
             0.050    0.94 | 3.050    1.51 | 6.050    6.78 |  9.05    1.32
             0.067    0.94 | 3.067    1.51 | 6.067    6.78 |  9.07    1.32
```

VO6 Model Output Post-development Condition

0.083	0.94	3.083	1.51	6.083	6.78	9.08	1.32
0.100	0.94	3.100	1.51	6.100	6.78	9.10	1.32
0.117	0.94	3.117	1.51	6.117	6.78	9.12	1.32
0.133	0.94	3.133	1.51	6.133	6.78	9.13	1.32
0.150	0.94	3.150	1.51	6.150	6.78	9.15	1.32
0.167	0.94	3.167	1.51	6.167	6.78	9.17	1.32
0.183	0.94	3.183	1.51	6.183	6.78	9.18	1.32
0.200	0.94	3.200	1.51	6.200	6.78	9.20	1.32
0.217	0.94	3.217	1.51	6.217	6.78	9.22	1.32
0.233	0.94	3.233	1.51	6.233	6.78	9.23	1.32
0.250	0.94	3.250	1.51	6.250	6.78	9.25	1.32
0.267	0.94	3.267	1.51	6.267	6.78	9.27	1.32
0.283	0.94	3.283	1.51	6.283	6.78	9.28	1.32
0.300	0.94	3.300	1.51	6.300	6.78	9.30	1.32
0.317	0.94	3.317	1.51	6.317	6.78	9.32	1.32
0.333	0.94	3.333	1.51	6.333	6.78	9.33	1.32
0.350	0.94	3.350	1.51	6.350	6.78	9.35	1.32
0.367	0.94	3.367	1.51	6.367	6.78	9.37	1.32
0.383	0.94	3.383	1.51	6.383	6.78	9.38	1.32
0.400	0.94	3.400	1.51	6.400	6.78	9.40	1.32
0.417	0.94	3.417	1.51	6.417	6.78	9.42	1.32
0.433	0.94	3.433	1.51	6.433	6.78	9.43	1.32
0.450	0.94	3.450	1.51	6.450	6.78	9.45	1.32
0.467	0.94	3.467	1.51	6.467	6.78	9.47	1.32
0.483	0.94	3.483	1.51	6.483	6.78	9.48	1.32
0.500	0.94	3.500	1.51	6.500	6.77	9.50	1.32
0.517	0.94	3.517	1.51	6.517	3.01	9.52	1.32
0.533	0.94	3.533	1.51	6.533	3.01	9.53	1.32
0.550	0.94	3.550	1.51	6.550	3.01	9.55	1.32
0.567	0.94	3.567	1.51	6.567	3.01	9.57	1.32
0.583	0.94	3.583	1.51	6.583	3.01	9.58	1.32
0.600	0.94	3.600	1.51	6.600	3.01	9.60	1.32
0.617	0.94	3.617	1.51	6.617	3.01	9.62	1.32
0.633	0.94	3.633	1.51	6.633	3.01	9.63	1.32
0.650	0.94	3.650	1.51	6.650	3.01	9.65	1.32
0.667	0.94	3.667	1.51	6.667	3.01	9.67	1.32
0.683	0.94	3.683	1.51	6.683	3.01	9.68	1.32
0.700	0.94	3.700	1.51	6.700	3.01	9.70	1.32
0.717	0.94	3.717	1.51	6.717	3.01	9.72	1.32
0.733	0.94	3.733	1.51	6.733	3.01	9.73	1.32
0.750	0.94	3.750	1.51	6.750	3.01	9.75	1.32
0.767	0.94	3.767	1.51	6.767	3.01	9.77	1.32
0.783	0.94	3.783	1.51	6.783	3.01	9.78	1.32
0.800	0.94	3.800	1.51	6.800	3.01	9.80	1.32
0.817	0.94	3.817	1.51	6.817	3.01	9.82	1.32
0.833	0.94	3.833	1.51	6.833	3.01	9.83	1.32
0.850	0.94	3.850	1.51	6.850	3.01	9.85	1.32

VO6 Model Output Post-development Condition

0.867	0.94	3.867	1.51	6.867	3.01	9.87	1.32
0.883	0.94	3.883	1.51	6.883	3.01	9.88	1.32
0.900	0.94	3.900	1.51	6.900	3.01	9.90	1.32
0.917	0.94	3.917	1.51	6.917	3.01	9.92	1.32
0.933	0.94	3.933	1.51	6.933	3.01	9.93	1.32
0.950	0.94	3.950	1.51	6.950	3.01	9.95	1.32
0.967	0.94	3.967	1.51	6.967	3.01	9.97	1.32
0.983	0.94	3.983	1.51	6.983	3.01	9.98	1.32
1.000	0.94	4.000	1.51	7.000	3.01	10.00	1.32
1.017	0.94	4.017	2.26	7.017	3.01	10.02	0.75
1.033	0.94	4.033	2.26	7.033	3.01	10.03	0.75
1.050	0.94	4.050	2.26	7.050	3.01	10.05	0.75
1.067	0.94	4.067	2.26	7.067	3.01	10.07	0.75
1.083	0.94	4.083	2.26	7.083	3.01	10.08	0.75
1.100	0.94	4.100	2.26	7.100	3.01	10.10	0.75
1.117	0.94	4.117	2.26	7.117	3.01	10.12	0.75
1.133	0.94	4.133	2.26	7.133	3.01	10.13	0.75
1.150	0.94	4.150	2.26	7.150	3.01	10.15	0.75
1.167	0.94	4.167	2.26	7.167	3.01	10.17	0.75
1.183	0.94	4.183	2.26	7.183	3.01	10.18	0.75
1.200	0.94	4.200	2.26	7.200	3.01	10.20	0.75
1.217	0.94	4.217	2.26	7.217	3.01	10.22	0.75
1.233	0.94	4.233	2.26	7.233	3.01	10.23	0.75
1.250	0.94	4.250	2.26	7.250	3.01	10.25	0.75
1.267	0.94	4.267	2.26	7.267	3.01	10.27	0.75
1.283	0.94	4.283	2.26	7.283	3.01	10.28	0.75
1.300	0.94	4.300	2.26	7.300	3.01	10.30	0.75
1.317	0.94	4.317	2.26	7.317	3.01	10.32	0.75
1.333	0.94	4.333	2.26	7.333	3.01	10.33	0.75
1.350	0.94	4.350	2.26	7.350	3.01	10.35	0.75
1.367	0.94	4.367	2.26	7.367	3.01	10.37	0.75
1.383	0.94	4.383	2.26	7.383	3.01	10.38	0.75
1.400	0.94	4.400	2.26	7.400	3.01	10.40	0.75
1.417	0.94	4.417	2.26	7.417	3.01	10.42	0.75
1.433	0.94	4.433	2.26	7.433	3.01	10.43	0.75
1.450	0.94	4.450	2.26	7.450	3.01	10.45	0.75
1.467	0.94	4.467	2.26	7.467	3.01	10.47	0.75
1.483	0.94	4.483	2.26	7.483	3.01	10.48	0.75
1.500	0.94	4.500	2.26	7.500	3.01	10.50	0.75
1.517	0.94	4.517	3.01	7.517	2.26	10.52	0.75
1.533	0.94	4.533	3.01	7.533	2.26	10.53	0.75
1.550	0.94	4.550	3.01	7.550	2.26	10.55	0.75
1.567	0.94	4.567	3.01	7.567	2.26	10.57	0.75
1.583	0.94	4.583	3.01	7.583	2.26	10.58	0.75
1.600	0.94	4.600	3.01	7.600	2.26	10.60	0.75
1.617	0.94	4.617	3.01	7.617	2.26	10.62	0.75
1.633	0.94	4.633	3.01	7.633	2.26	10.63	0.75

VO6 Model Output Post-development Condition

1.650	0.94	4.650	3.01	7.650	2.26	10.65	0.75
1.667	0.94	4.667	3.01	7.667	2.26	10.67	0.75
1.683	0.94	4.683	3.01	7.683	2.26	10.68	0.75
1.700	0.94	4.700	3.01	7.700	2.26	10.70	0.75
1.717	0.94	4.717	3.01	7.717	2.26	10.72	0.75
1.733	0.94	4.733	3.01	7.733	2.26	10.73	0.75
1.750	0.94	4.750	3.01	7.750	2.26	10.75	0.75
1.767	0.94	4.767	3.01	7.767	2.26	10.77	0.75
1.783	0.94	4.783	3.01	7.783	2.26	10.78	0.75
1.800	0.94	4.800	3.01	7.800	2.26	10.80	0.75
1.817	0.94	4.817	3.01	7.817	2.26	10.82	0.75
1.833	0.94	4.833	3.01	7.833	2.26	10.83	0.75
1.850	0.94	4.850	3.01	7.850	2.26	10.85	0.75
1.867	0.94	4.867	3.01	7.867	2.26	10.87	0.75
1.883	0.94	4.883	3.01	7.883	2.26	10.88	0.75
1.900	0.94	4.900	3.01	7.900	2.26	10.90	0.75
1.917	0.94	4.917	3.01	7.917	2.26	10.92	0.75
1.933	0.94	4.933	3.01	7.933	2.26	10.93	0.75
1.950	0.94	4.950	3.01	7.950	2.26	10.95	0.75
1.967	0.94	4.967	3.01	7.967	2.26	10.97	0.75
1.983	0.94	4.983	3.01	7.983	2.26	10.98	0.75
2.000	0.94	5.000	3.01	8.000	2.26	11.00	0.75
2.017	1.13	5.017	4.52	8.017	1.32	11.02	0.75
2.033	1.13	5.033	4.52	8.033	1.32	11.03	0.75
2.050	1.13	5.050	4.52	8.050	1.32	11.05	0.75
2.067	1.13	5.067	4.52	8.067	1.32	11.07	0.75
2.083	1.13	5.083	4.52	8.083	1.32	11.08	0.75
2.100	1.13	5.100	4.52	8.100	1.32	11.10	0.75
2.117	1.13	5.117	4.52	8.117	1.32	11.12	0.75
2.133	1.13	5.133	4.52	8.133	1.32	11.13	0.75
2.150	1.13	5.150	4.52	8.150	1.32	11.15	0.75
2.167	1.13	5.167	4.52	8.167	1.32	11.17	0.75
2.183	1.13	5.183	4.52	8.183	1.32	11.18	0.75
2.200	1.13	5.200	4.52	8.200	1.32	11.20	0.75
2.217	1.13	5.217	4.52	8.217	1.32	11.22	0.75
2.233	1.13	5.233	4.52	8.233	1.32	11.23	0.75
2.250	1.13	5.250	4.52	8.250	1.32	11.25	0.75
2.267	1.13	5.267	4.52	8.267	1.32	11.27	0.75
2.283	1.13	5.283	4.52	8.283	1.32	11.28	0.75
2.300	1.13	5.300	4.52	8.300	1.32	11.30	0.75
2.317	1.13	5.317	4.52	8.317	1.32	11.32	0.75
2.333	1.13	5.333	4.52	8.333	1.32	11.33	0.75
2.350	1.13	5.350	4.52	8.350	1.32	11.35	0.75
2.367	1.13	5.367	4.52	8.367	1.32	11.37	0.75
2.383	1.13	5.383	4.52	8.383	1.32	11.38	0.75
2.400	1.13	5.400	4.52	8.400	1.32	11.40	0.75
2.417	1.13	5.417	4.52	8.417	1.32	11.42	0.75

VO6 Model Output Post-development Condition

2.433	1.13	5.433	4.52	8.433	1.32	11.43	0.75
2.450	1.13	5.450	4.52	8.450	1.32	11.45	0.75
2.467	1.13	5.467	4.52	8.467	1.32	11.47	0.75
2.483	1.13	5.483	4.52	8.483	1.32	11.48	0.75
2.500	1.13	5.500	4.53	8.500	1.32	11.50	0.75
2.517	1.13	5.517	18.08	8.517	1.32	11.52	0.75
2.533	1.13	5.533	18.08	8.533	1.32	11.53	0.75
2.550	1.13	5.550	18.08	8.550	1.32	11.55	0.75
2.567	1.13	5.567	18.08	8.567	1.32	11.57	0.75
2.583	1.13	5.583	18.08	8.583	1.32	11.58	0.75
2.600	1.13	5.600	18.08	8.600	1.32	11.60	0.75
2.617	1.13	5.617	18.08	8.617	1.32	11.62	0.75
2.633	1.13	5.633	18.08	8.633	1.32	11.63	0.75
2.650	1.13	5.650	18.08	8.650	1.32	11.65	0.75
2.667	1.13	5.667	18.08	8.667	1.32	11.67	0.75
2.683	1.13	5.683	18.08	8.683	1.32	11.68	0.75
2.700	1.13	5.700	18.08	8.700	1.32	11.70	0.75
2.717	1.13	5.717	18.08	8.717	1.32	11.72	0.75
2.733	1.13	5.733	18.08	8.733	1.32	11.73	0.75
2.750	1.13	5.750	18.11	8.750	1.32	11.75	0.75
2.767	1.13	5.767	43.28	8.767	1.32	11.77	0.75
2.783	1.13	5.783	43.28	8.783	1.32	11.78	0.75
2.800	1.13	5.800	43.28	8.800	1.32	11.80	0.75
2.817	1.13	5.817	43.28	8.817	1.32	11.82	0.75
2.833	1.13	5.833	43.32	8.833	1.32	11.83	0.75
2.850	1.13	5.850	74.31	8.850	1.32	11.85	0.75
2.867	1.13	5.867	74.31	8.867	1.32	11.87	0.75
2.883	1.13	5.883	74.31	8.883	1.32	11.88	0.75
2.900	1.13	5.900	74.31	8.900	1.32	11.90	0.75
2.917	1.13	5.917	74.26	8.917	1.32	11.92	0.75
2.933	1.13	5.933	31.54	8.933	1.32	11.93	0.75
2.950	1.13	5.950	31.54	8.950	1.32	11.95	0.75
2.967	1.13	5.967	31.54	8.967	1.32	11.97	0.75
2.983	1.13	5.983	31.54	8.983	1.32	11.98	0.75
3.000	1.13	6.000	31.51	9.000	1.32	12.00	0.75

Max.Eff.Inten.(mm/hr)=	74.30	27.47	
over (min)	5.00	8.00	
Storage Coeff. (min)=	1.56 (ii)	7.23 (ii)	
Unit Hyd. Tpeak (min)=	5.00	8.00	
Unit Hyd. peak (cms)=	0.41	0.15	
			TOTALS
PEAK FLOW (cms)=	0.03	0.00	0.028 (iii)
TIME TO PEAK (hrs)=	5.93	6.02	5.93
RUNOFF VOLUME (mm)=	37.04	15.37	30.52
TOTAL RAINFALL (mm)=	38.04	38.04	38.04
RUNOFF COEFFICIENT =	0.97	0.40	0.80

```
       (i) CN PROCEDURE SELECTED FOR PERVIOUS LOSSES:
            CN*  =  87.0    Ia = Dep. Storage  (Above)
      (ii) TIME STEP (DT) SHOULD BE SMALLER OR EQUAL
           THAN THE STORAGE COEFFICIENT.
     (iii) PEAK FLOW DOES NOT INCLUDE BASEFLOW IF ANY.

--------------------------------------------------------------------------------
--------------------
| CALIB            |
| STANDHYD (  0212)|   Area    (ha)=   0.25
|ID= 1 DT= 1.0 min |   Total Imp(%)=   5.00   Dir. Conn.(%)=   5.00
--------------------
                              IMPERVIOUS    PERVIOUS (i)
     Surface Area     (ha)=       0.01         0.24
     Dep. Storage     (mm)=       1.00         5.00
     Average Slope     (%)=       1.00         2.00
     Length            (m)=      40.82        40.00
     Mannings n           =      0.013        0.250

         NOTE:  RAINFALL WAS TRANSFORMED TO   1.0 MIN. TIME STEP.
```

---- TRANSFORMED HYETOGRAPH ----

TIME hrs	RAIN mm/hr	TIME hrs	RAIN mm/hr	TIME hrs	RAIN mm/hr	TIME hrs	RAIN mm/hr
0.017	0.94	3.017	1.51	6.017	6.78	9.02	1.32
0.033	0.94	3.033	1.51	6.033	6.78	9.03	1.32
0.050	0.94	3.050	1.51	6.050	6.78	9.05	1.32
0.067	0.94	3.067	1.51	6.067	6.78	9.07	1.32
0.083	0.94	3.083	1.51	6.083	6.78	9.08	1.32
0.100	0.94	3.100	1.51	6.100	6.78	9.10	1.32
0.117	0.94	3.117	1.51	6.117	6.78	9.12	1.32
0.133	0.94	3.133	1.51	6.133	6.78	9.13	1.32
0.150	0.94	3.150	1.51	6.150	6.78	9.15	1.32
0.167	0.94	3.167	1.51	6.167	6.78	9.17	1.32
0.183	0.94	3.183	1.51	6.183	6.78	9.18	1.32
0.200	0.94	3.200	1.51	6.200	6.78	9.20	1.32
0.217	0.94	3.217	1.51	6.217	6.78	9.22	1.32
0.233	0.94	3.233	1.51	6.233	6.78	9.23	1.32
0.250	0.94	3.250	1.51	6.250	6.78	9.25	1.32
0.267	0.94	3.267	1.51	6.267	6.78	9.27	1.32
0.283	0.94	3.283	1.51	6.283	6.78	9.28	1.32
0.300	0.94	3.300	1.51	6.300	6.78	9.30	1.32
0.317	0.94	3.317	1.51	6.317	6.78	9.32	1.32
0.333	0.94	3.333	1.51	6.333	6.78	9.33	1.32

VO6 Model Output Post-development Condition

0.350	0.94	3.350	1.51	6.350	6.78	9.35	1.32
0.367	0.94	3.367	1.51	6.367	6.78	9.37	1.32
0.383	0.94	3.383	1.51	6.383	6.78	9.38	1.32
0.400	0.94	3.400	1.51	6.400	6.78	9.40	1.32
0.417	0.94	3.417	1.51	6.417	6.78	9.42	1.32
0.433	0.94	3.433	1.51	6.433	6.78	9.43	1.32
0.450	0.94	3.450	1.51	6.450	6.78	9.45	1.32
0.467	0.94	3.467	1.51	6.467	6.78	9.47	1.32
0.483	0.94	3.483	1.51	6.483	6.78	9.48	1.32
0.500	0.94	3.500	1.51	6.500	6.77	9.50	1.32
0.517	0.94	3.517	1.51	6.517	3.01	9.52	1.32
0.533	0.94	3.533	1.51	6.533	3.01	9.53	1.32
0.550	0.94	3.550	1.51	6.550	3.01	9.55	1.32
0.567	0.94	3.567	1.51	6.567	3.01	9.57	1.32
0.583	0.94	3.583	1.51	6.583	3.01	9.58	1.32
0.600	0.94	3.600	1.51	6.600	3.01	9.60	1.32
0.617	0.94	3.617	1.51	6.617	3.01	9.62	1.32
0.633	0.94	3.633	1.51	6.633	3.01	9.63	1.32
0.650	0.94	3.650	1.51	6.650	3.01	9.65	1.32
0.667	0.94	3.667	1.51	6.667	3.01	9.67	1.32
0.683	0.94	3.683	1.51	6.683	3.01	9.68	1.32
0.700	0.94	3.700	1.51	6.700	3.01	9.70	1.32
0.717	0.94	3.717	1.51	6.717	3.01	9.72	1.32
0.733	0.94	3.733	1.51	6.733	3.01	9.73	1.32
0.750	0.94	3.750	1.51	6.750	3.01	9.75	1.32
0.767	0.94	3.767	1.51	6.767	3.01	9.77	1.32
0.783	0.94	3.783	1.51	6.783	3.01	9.78	1.32
0.800	0.94	3.800	1.51	6.800	3.01	9.80	1.32
0.817	0.94	3.817	1.51	6.817	3.01	9.82	1.32
0.833	0.94	3.833	1.51	6.833	3.01	9.83	1.32
0.850	0.94	3.850	1.51	6.850	3.01	9.85	1.32
0.867	0.94	3.867	1.51	6.867	3.01	9.87	1.32
0.883	0.94	3.883	1.51	6.883	3.01	9.88	1.32
0.900	0.94	3.900	1.51	6.900	3.01	9.90	1.32
0.917	0.94	3.917	1.51	6.917	3.01	9.92	1.32
0.933	0.94	3.933	1.51	6.933	3.01	9.93	1.32
0.950	0.94	3.950	1.51	6.950	3.01	9.95	1.32
0.967	0.94	3.967	1.51	6.967	3.01	9.97	1.32
0.983	0.94	3.983	1.51	6.983	3.01	9.98	1.32
1.000	0.94	4.000	1.51	7.000	3.01	10.00	1.32
1.017	0.94	4.017	2.26	7.017	3.01	10.02	0.75
1.033	0.94	4.033	2.26	7.033	3.01	10.03	0.75
1.050	0.94	4.050	2.26	7.050	3.01	10.05	0.75
1.067	0.94	4.067	2.26	7.067	3.01	10.07	0.75
1.083	0.94	4.083	2.26	7.083	3.01	10.08	0.75
1.100	0.94	4.100	2.26	7.100	3.01	10.10	0.75
1.117	0.94	4.117	2.26	7.117	3.01	10.12	0.75

VO6 Model Output Post-development Condition

1.133	0.94	4.133	2.26	7.133	3.01	10.13	0.75
1.150	0.94	4.150	2.26	7.150	3.01	10.15	0.75
1.167	0.94	4.167	2.26	7.167	3.01	10.17	0.75
1.183	0.94	4.183	2.26	7.183	3.01	10.18	0.75
1.200	0.94	4.200	2.26	7.200	3.01	10.20	0.75
1.217	0.94	4.217	2.26	7.217	3.01	10.22	0.75
1.233	0.94	4.233	2.26	7.233	3.01	10.23	0.75
1.250	0.94	4.250	2.26	7.250	3.01	10.25	0.75
1.267	0.94	4.267	2.26	7.267	3.01	10.27	0.75
1.283	0.94	4.283	2.26	7.283	3.01	10.28	0.75
1.300	0.94	4.300	2.26	7.300	3.01	10.30	0.75
1.317	0.94	4.317	2.26	7.317	3.01	10.32	0.75
1.333	0.94	4.333	2.26	7.333	3.01	10.33	0.75
1.350	0.94	4.350	2.26	7.350	3.01	10.35	0.75
1.367	0.94	4.367	2.26	7.367	3.01	10.37	0.75
1.383	0.94	4.383	2.26	7.383	3.01	10.38	0.75
1.400	0.94	4.400	2.26	7.400	3.01	10.40	0.75
1.417	0.94	4.417	2.26	7.417	3.01	10.42	0.75
1.433	0.94	4.433	2.26	7.433	3.01	10.43	0.75
1.450	0.94	4.450	2.26	7.450	3.01	10.45	0.75
1.467	0.94	4.467	2.26	7.467	3.01	10.47	0.75
1.483	0.94	4.483	2.26	7.483	3.01	10.48	0.75
1.500	0.94	4.500	2.26	7.500	3.01	10.50	0.75
1.517	0.94	4.517	3.01	7.517	2.26	10.52	0.75
1.533	0.94	4.533	3.01	7.533	2.26	10.53	0.75
1.550	0.94	4.550	3.01	7.550	2.26	10.55	0.75
1.567	0.94	4.567	3.01	7.567	2.26	10.57	0.75
1.583	0.94	4.583	3.01	7.583	2.26	10.58	0.75
1.600	0.94	4.600	3.01	7.600	2.26	10.60	0.75
1.617	0.94	4.617	3.01	7.617	2.26	10.62	0.75
1.633	0.94	4.633	3.01	7.633	2.26	10.63	0.75
1.650	0.94	4.650	3.01	7.650	2.26	10.65	0.75
1.667	0.94	4.667	3.01	7.667	2.26	10.67	0.75
1.683	0.94	4.683	3.01	7.683	2.26	10.68	0.75
1.700	0.94	4.700	3.01	7.700	2.26	10.70	0.75
1.717	0.94	4.717	3.01	7.717	2.26	10.72	0.75
1.733	0.94	4.733	3.01	7.733	2.26	10.73	0.75
1.750	0.94	4.750	3.01	7.750	2.26	10.75	0.75
1.767	0.94	4.767	3.01	7.767	2.26	10.77	0.75
1.783	0.94	4.783	3.01	7.783	2.26	10.78	0.75
1.800	0.94	4.800	3.01	7.800	2.26	10.80	0.75
1.817	0.94	4.817	3.01	7.817	2.26	10.82	0.75
1.833	0.94	4.833	3.01	7.833	2.26	10.83	0.75
1.850	0.94	4.850	3.01	7.850	2.26	10.85	0.75
1.867	0.94	4.867	3.01	7.867	2.26	10.87	0.75
1.883	0.94	4.883	3.01	7.883	2.26	10.88	0.75
1.900	0.94	4.900	3.01	7.900	2.26	10.90	0.75

VO6 Model Output Post-development Condition

1.917	0.94	4.917	3.01	7.917	2.26	10.92	0.75
1.933	0.94	4.933	3.01	7.933	2.26	10.93	0.75
1.950	0.94	4.950	3.01	7.950	2.26	10.95	0.75
1.967	0.94	4.967	3.01	7.967	2.26	10.97	0.75
1.983	0.94	4.983	3.01	7.983	2.26	10.98	0.75
2.000	0.94	5.000	3.01	8.000	2.26	11.00	0.75
2.017	1.13	5.017	4.52	8.017	1.32	11.02	0.75
2.033	1.13	5.033	4.52	8.033	1.32	11.03	0.75
2.050	1.13	5.050	4.52	8.050	1.32	11.05	0.75
2.067	1.13	5.067	4.52	8.067	1.32	11.07	0.75
2.083	1.13	5.083	4.52	8.083	1.32	11.08	0.75
2.100	1.13	5.100	4.52	8.100	1.32	11.10	0.75
2.117	1.13	5.117	4.52	8.117	1.32	11.12	0.75
2.133	1.13	5.133	4.52	8.133	1.32	11.13	0.75
2.150	1.13	5.150	4.52	8.150	1.32	11.15	0.75
2.167	1.13	5.167	4.52	8.167	1.32	11.17	0.75
2.183	1.13	5.183	4.52	8.183	1.32	11.18	0.75
2.200	1.13	5.200	4.52	8.200	1.32	11.20	0.75
2.217	1.13	5.217	4.52	8.217	1.32	11.22	0.75
2.233	1.13	5.233	4.52	8.233	1.32	11.23	0.75
2.250	1.13	5.250	4.52	8.250	1.32	11.25	0.75
2.267	1.13	5.267	4.52	8.267	1.32	11.27	0.75
2.283	1.13	5.283	4.52	8.283	1.32	11.28	0.75
2.300	1.13	5.300	4.52	8.300	1.32	11.30	0.75
2.317	1.13	5.317	4.52	8.317	1.32	11.32	0.75
2.333	1.13	5.333	4.52	8.333	1.32	11.33	0.75
2.350	1.13	5.350	4.52	8.350	1.32	11.35	0.75
2.367	1.13	5.367	4.52	8.367	1.32	11.37	0.75
2.383	1.13	5.383	4.52	8.383	1.32	11.38	0.75
2.400	1.13	5.400	4.52	8.400	1.32	11.40	0.75
2.417	1.13	5.417	4.52	8.417	1.32	11.42	0.75
2.433	1.13	5.433	4.52	8.433	1.32	11.43	0.75
2.450	1.13	5.450	4.52	8.450	1.32	11.45	0.75
2.467	1.13	5.467	4.52	8.467	1.32	11.47	0.75
2.483	1.13	5.483	4.52	8.483	1.32	11.48	0.75
2.500	1.13	5.500	4.53	8.500	1.32	11.50	0.75
2.517	1.13	5.517	18.08	8.517	1.32	11.52	0.75
2.533	1.13	5.533	18.08	8.533	1.32	11.53	0.75
2.550	1.13	5.550	18.08	8.550	1.32	11.55	0.75
2.567	1.13	5.567	18.08	8.567	1.32	11.57	0.75
2.583	1.13	5.583	18.08	8.583	1.32	11.58	0.75
2.600	1.13	5.600	18.08	8.600	1.32	11.60	0.75
2.617	1.13	5.617	18.08	8.617	1.32	11.62	0.75
2.633	1.13	5.633	18.08	8.633	1.32	11.63	0.75
2.650	1.13	5.650	18.08	8.650	1.32	11.65	0.75
2.667	1.13	5.667	18.08	8.667	1.32	11.67	0.75
2.683	1.13	5.683	18.08	8.683	1.32	11.68	0.75

VO6 Model Output Post-development Condition

2.700	1.13	5.700	18.08	8.700	1.32	11.70	0.75
2.717	1.13	5.717	18.08	8.717	1.32	11.72	0.75
2.733	1.13	5.733	18.08	8.733	1.32	11.73	0.75
2.750	1.13	5.750	18.11	8.750	1.32	11.75	0.75
2.767	1.13	5.767	43.28	8.767	1.32	11.77	0.75
2.783	1.13	5.783	43.28	8.783	1.32	11.78	0.75
2.800	1.13	5.800	43.28	8.800	1.32	11.80	0.75
2.817	1.13	5.817	43.28	8.817	1.32	11.82	0.75
2.833	1.13	5.833	43.32	8.833	1.32	11.83	0.75
2.850	1.13	5.850	74.31	8.850	1.32	11.85	0.75
2.867	1.13	5.867	74.31	8.867	1.32	11.87	0.75
2.883	1.13	5.883	74.31	8.883	1.32	11.88	0.75
2.900	1.13	5.900	74.31	8.900	1.32	11.90	0.75
2.917	1.13	5.917	74.26	8.917	1.32	11.92	0.75
2.933	1.13	5.933	31.54	8.933	1.32	11.93	0.75
2.950	1.13	5.950	31.54	8.950	1.32	11.95	0.75
2.967	1.13	5.967	31.54	8.967	1.32	11.97	0.75
2.983	1.13	5.983	31.54	8.983	1.32	11.98	0.75
3.000	1.13	6.000	31.51	9.000	1.32	12.00	0.75

```
     Max.Eff.Inten.(mm/hr)=      74.30        25.22
                over (min)        5.00        14.00
     Storage Coeff.  (min)=       1.68 (ii)   13.93 (ii)
     Unit Hyd. Tpeak (min)=       5.00        14.00
     Unit Hyd. peak  (cms)=       0.40         0.08
                                                          *TOTALS*
     PEAK FLOW       (cms)=       0.00         0.01          0.011 (iii)
     TIME TO PEAK    (hrs)=       5.93         6.12           6.10
     RUNOFF VOLUME    (mm)=      37.04        15.37          16.42
     TOTAL RAINFALL   (mm)=      38.04        38.04          38.04
     RUNOFF COEFFICIENT   =       0.97         0.40           0.43

***** WARNING:FOR AREAS WITH IMPERVIOUS RATIOS BELOW 20%
              YOU SHOULD CONSIDER SPLITTING THE AREA.

       (i) CN PROCEDURE SELECTED FOR PERVIOUS LOSSES:
            CN*  =  87.0    Ia = Dep. Storage  (Above)
      (ii) TIME STEP (DT) SHOULD BE SMALLER OR EQUAL
           THAN THE STORAGE COEFFICIENT.
     (iii) PEAK FLOW DOES NOT INCLUDE BASEFLOW IF ANY.

--------------------------------------------------------------------------------

--------------------
| ADD HYD  (  1060)|
|   1 +  2 =  3    |         AREA    QPEAK    TPEAK     R.V.
--------------------         (ha)    (cms)    (hrs)     (mm)
```

VO6 Model Output Post-development Condition

```
      ID1= 1 (  1090):     1.22   0.091     5.95    32.85
    + ID2= 2 (  0208):     0.20   0.028     5.93    30.52
      ====================================================
      ID = 3 (  1060):     1.42   0.119     5.93    32.53

    NOTE:  PEAK FLOWS DO NOT INCLUDE BASEFLOWS IF ANY.
-------------------------------------------------------------------------------

--------------------
| ADD HYD  (  1060)|
|   3 +  2 =  1    |         AREA    QPEAK    TPEAK     R.V.
--------------------         (ha)    (cms)    (hrs)     (mm)
      ID1= 3 (  1060):     1.42   0.119     5.93    32.53
    + ID2= 2 (  0212):     0.25   0.011     6.10    16.42
      ====================================================
      ID = 1 (  1060):     1.67   0.127     5.95    30.11

    NOTE:  PEAK FLOWS DO NOT INCLUDE BASEFLOWS IF ANY.
-------------------------------------------------------------------------------
--------------------
| CALIB            |
| STANDHYD (  0209)|   Area    (ha)=   0.38
|ID= 1 DT= 1.0 min |   Total Imp(%)=  70.00   Dir. Conn.(%)=  70.00
--------------------
                              IMPERVIOUS    PERVIOUS (i)
    Surface Area     (ha)=       0.27         0.12
    Dep. Storage     (mm)=       1.00         5.00
    Average Slope     (%)=       1.00         2.00
    Length            (m)=      50.66        40.00
    Mannings n           =      0.013        0.250

        NOTE:  RAINFALL WAS TRANSFORMED TO   1.0 MIN. TIME STEP.


                         ---- TRANSFORMED HYETOGRAPH ----
              TIME    RAIN |  TIME    RAIN |'  TIME    RAIN |  TIME    RAIN
               hrs   mm/hr |   hrs   mm/hr |'   hrs   mm/hr |   hrs   mm/hr
             0.017    0.94 | 3.017    1.51 | 6.017    6.78 |  9.02    1.32
             0.033    0.94 | 3.033    1.51 | 6.033    6.78 |  9.03    1.32
             0.050    0.94 | 3.050    1.51 | 6.050    6.78 |  9.05    1.32
             0.067    0.94 | 3.067    1.51 | 6.067    6.78 |  9.07    1.32
             0.083    0.94 | 3.083    1.51 | 6.083    6.78 |  9.08    1.32
             0.100    0.94 | 3.100    1.51 | 6.100    6.78 |  9.10    1.32
             0.117    0.94 | 3.117    1.51 | 6.117    6.78 |  9.12    1.32
             0.133    0.94 | 3.133    1.51 | 6.133    6.78 |  9.13    1.32
             0.150    0.94 | 3.150    1.51 | 6.150    6.78 |  9.15    1.32
             0.167    0.94 | 3.167    1.51 | 6.167    6.78 |  9.17    1.32
```

VO6 Model Output Post-development Condition

0.183	0.94	3.183	1.51	6.183	6.78	9.18	1.32
0.200	0.94	3.200	1.51	6.200	6.78	9.20	1.32
0.217	0.94	3.217	1.51	6.217	6.78	9.22	1.32
0.233	0.94	3.233	1.51	6.233	6.78	9.23	1.32
0.250	0.94	3.250	1.51	6.250	6.78	9.25	1.32
0.267	0.94	3.267	1.51	6.267	6.78	9.27	1.32
0.283	0.94	3.283	1.51	6.283	6.78	9.28	1.32
0.300	0.94	3.300	1.51	6.300	6.78	9.30	1.32
0.317	0.94	3.317	1.51	6.317	6.78	9.32	1.32
0.333	0.94	3.333	1.51	6.333	6.78	9.33	1.32
0.350	0.94	3.350	1.51	6.350	6.78	9.35	1.32
0.367	0.94	3.367	1.51	6.367	6.78	9.37	1.32
0.383	0.94	3.383	1.51	6.383	6.78	9.38	1.32
0.400	0.94	3.400	1.51	6.400	6.78	9.40	1.32
0.417	0.94	3.417	1.51	6.417	6.78	9.42	1.32
0.433	0.94	3.433	1.51	6.433	6.78	9.43	1.32
0.450	0.94	3.450	1.51	6.450	6.78	9.45	1.32
0.467	0.94	3.467	1.51	6.467	6.78	9.47	1.32
0.483	0.94	3.483	1.51	6.483	6.78	9.48	1.32
0.500	0.94	3.500	1.51	6.500	6.77	9.50	1.32
0.517	0.94	3.517	1.51	6.517	3.01	9.52	1.32
0.533	0.94	3.533	1.51	6.533	3.01	9.53	1.32
0.550	0.94	3.550	1.51	6.550	3.01	9.55	1.32
0.567	0.94	3.567	1.51	6.567	3.01	9.57	1.32
0.583	0.94	3.583	1.51	6.583	3.01	9.58	1.32
0.600	0.94	3.600	1.51	6.600	3.01	9.60	1.32
0.617	0.94	3.617	1.51	6.617	3.01	9.62	1.32
0.633	0.94	3.633	1.51	6.633	3.01	9.63	1.32
0.650	0.94	3.650	1.51	6.650	3.01	9.65	1.32
0.667	0.94	3.667	1.51	6.667	3.01	9.67	1.32
0.683	0.94	3.683	1.51	6.683	3.01	9.68	1.32
0.700	0.94	3.700	1.51	6.700	3.01	9.70	1.32
0.717	0.94	3.717	1.51	6.717	3.01	9.72	1.32
0.733	0.94	3.733	1.51	6.733	3.01	9.73	1.32
0.750	0.94	3.750	1.51	6.750	3.01	9.75	1.32
0.767	0.94	3.767	1.51	6.767	3.01	9.77	1.32
0.783	0.94	3.783	1.51	6.783	3.01	9.78	1.32
0.800	0.94	3.800	1.51	6.800	3.01	9.80	1.32
0.817	0.94	3.817	1.51	6.817	3.01	9.82	1.32
0.833	0.94	3.833	1.51	6.833	3.01	9.83	1.32
0.850	0.94	3.850	1.51	6.850	3.01	9.85	1.32
0.867	0.94	3.867	1.51	6.867	3.01	9.87	1.32
0.883	0.94	3.883	1.51	6.883	3.01	9.88	1.32
0.900	0.94	3.900	1.51	6.900	3.01	9.90	1.32
0.917	0.94	3.917	1.51	6.917	3.01	9.92	1.32
0.933	0.94	3.933	1.51	6.933	3.01	9.93	1.32
0.950	0.94	3.950	1.51	6.950	3.01	9.95	1.32

VO6 Model Output Post-development Condition

0.967	0.94	3.967	1.51	6.967	3.01	9.97	1.32
0.983	0.94	3.983	1.51	6.983	3.01	9.98	1.32
1.000	0.94	4.000	1.51	7.000	3.01	10.00	1.32
1.017	0.94	4.017	2.26	7.017	3.01	10.02	0.75
1.033	0.94	4.033	2.26	7.033	3.01	10.03	0.75
1.050	0.94	4.050	2.26	7.050	3.01	10.05	0.75
1.067	0.94	4.067	2.26	7.067	3.01	10.07	0.75
1.083	0.94	4.083	2.26	7.083	3.01	10.08	0.75
1.100	0.94	4.100	2.26	7.100	3.01	10.10	0.75
1.117	0.94	4.117	2.26	7.117	3.01	10.12	0.75
1.133	0.94	4.133	2.26	7.133	3.01	10.13	0.75
1.150	0.94	4.150	2.26	7.150	3.01	10.15	0.75
1.167	0.94	4.167	2.26	7.167	3.01	10.17	0.75
1.183	0.94	4.183	2.26	7.183	3.01	10.18	0.75
1.200	0.94	4.200	2.26	7.200	3.01	10.20	0.75
1.217	0.94	4.217	2.26	7.217	3.01	10.22	0.75
1.233	0.94	4.233	2.26	7.233	3.01	10.23	0.75
1.250	0.94	4.250	2.26	7.250	3.01	10.25	0.75
1.267	0.94	4.267	2.26	7.267	3.01	10.27	0.75
1.283	0.94	4.283	2.26	7.283	3.01	10.28	0.75
1.300	0.94	4.300	2.26	7.300	3.01	10.30	0.75
1.317	0.94	4.317	2.26	7.317	3.01	10.32	0.75
1.333	0.94	4.333	2.26	7.333	3.01	10.33	0.75
1.350	0.94	4.350	2.26	7.350	3.01	10.35	0.75
1.367	0.94	4.367	2.26	7.367	3.01	10.37	0.75
1.383	0.94	4.383	2.26	7.383	3.01	10.38	0.75
1.400	0.94	4.400	2.26	7.400	3.01	10.40	0.75
1.417	0.94	4.417	2.26	7.417	3.01	10.42	0.75
1.433	0.94	4.433	2.26	7.433	3.01	10.43	0.75
1.450	0.94	4.450	2.26	7.450	3.01	10.45	0.75
1.467	0.94	4.467	2.26	7.467	3.01	10.47	0.75
1.483	0.94	4.483	2.26	7.483	3.01	10.48	0.75
1.500	0.94	4.500	2.26	7.500	3.01	10.50	0.75
1.517	0.94	4.517	3.01	7.517	2.26	10.52	0.75
1.533	0.94	4.533	3.01	7.533	2.26	10.53	0.75
1.550	0.94	4.550	3.01	7.550	2.26	10.55	0.75
1.567	0.94	4.567	3.01	7.567	2.26	10.57	0.75
1.583	0.94	4.583	3.01	7.583	2.26	10.58	0.75
1.600	0.94	4.600	3.01	7.600	2.26	10.60	0.75
1.617	0.94	4.617	3.01	7.617	2.26	10.62	0.75
1.633	0.94	4.633	3.01	7.633	2.26	10.63	0.75
1.650	0.94	4.650	3.01	7.650	2.26	10.65	0.75
1.667	0.94	4.667	3.01	7.667	2.26	10.67	0.75
1.683	0.94	4.683	3.01	7.683	2.26	10.68	0.75
1.700	0.94	4.700	3.01	7.700	2.26	10.70	0.75
1.717	0.94	4.717	3.01	7.717	2.26	10.72	0.75
1.733	0.94	4.733	3.01	7.733	2.26	10.73	0.75

VO6 Model Output Post-development Condition

1.750	0.94	4.750	3.01	7.750	2.26	10.75	0.75
1.767	0.94	4.767	3.01	7.767	2.26	10.77	0.75
1.783	0.94	4.783	3.01	7.783	2.26	10.78	0.75
1.800	0.94	4.800	3.01	7.800	2.26	10.80	0.75
1.817	0.94	4.817	3.01	7.817	2.26	10.82	0.75
1.833	0.94	4.833	3.01	7.833	2.26	10.83	0.75
1.850	0.94	4.850	3.01	7.850	2.26	10.85	0.75
1.867	0.94	4.867	3.01	7.867	2.26	10.87	0.75
1.883	0.94	4.883	3.01	7.883	2.26	10.88	0.75
1.900	0.94	4.900	3.01	7.900	2.26	10.90	0.75
1.917	0.94	4.917	3.01	7.917	2.26	10.92	0.75
1.933	0.94	4.933	3.01	7.933	2.26	10.93	0.75
1.950	0.94	4.950	3.01	7.950	2.26	10.95	0.75
1.967	0.94	4.967	3.01	7.967	2.26	10.97	0.75
1.983	0.94	4.983	3.01	7.983	2.26	10.98	0.75
2.000	0.94	5.000	3.01	8.000	2.26	11.00	0.75
2.017	1.13	5.017	4.52	8.017	1.32	11.02	0.75
2.033	1.13	5.033	4.52	8.033	1.32	11.03	0.75
2.050	1.13	5.050	4.52	8.050	1.32	11.05	0.75
2.067	1.13	5.067	4.52	8.067	1.32	11.07	0.75
2.083	1.13	5.083	4.52	8.083	1.32	11.08	0.75
2.100	1.13	5.100	4.52	8.100	1.32	11.10	0.75
2.117	1.13	5.117	4.52	8.117	1.32	11.12	0.75
2.133	1.13	5.133	4.52	8.133	1.32	11.13	0.75
2.150	1.13	5.150	4.52	8.150	1.32	11.15	0.75
2.167	1.13	5.167	4.52	8.167	1.32	11.17	0.75
2.183	1.13	5.183	4.52	8.183	1.32	11.18	0.75
2.200	1.13	5.200	4.52	8.200	1.32	11.20	0.75
2.217	1.13	5.217	4.52	8.217	1.32	11.22	0.75
2.233	1.13	5.233	4.52	8.233	1.32	11.23	0.75
2.250	1.13	5.250	4.52	8.250	1.32	11.25	0.75
2.267	1.13	5.267	4.52	8.267	1.32	11.27	0.75
2.283	1.13	5.283	4.52	8.283	1.32	11.28	0.75
2.300	1.13	5.300	4.52	8.300	1.32	11.30	0.75
2.317	1.13	5.317	4.52	8.317	1.32	11.32	0.75
2.333	1.13	5.333	4.52	8.333	1.32	11.33	0.75
2.350	1.13	5.350	4.52	8.350	1.32	11.35	0.75
2.367	1.13	5.367	4.52	8.367	1.32	11.37	0.75
2.383	1.13	5.383	4.52	8.383	1.32	11.38	0.75
2.400	1.13	5.400	4.52	8.400	1.32	11.40	0.75
2.417	1.13	5.417	4.52	8.417	1.32	11.42	0.75
2.433	1.13	5.433	4.52	8.433	1.32	11.43	0.75
2.450	1.13	5.450	4.52	8.450	1.32	11.45	0.75
2.467	1.13	5.467	4.52	8.467	1.32	11.47	0.75
2.483	1.13	5.483	4.52	8.483	1.32	11.48	0.75
2.500	1.13	5.500	4.53	8.500	1.32	11.50	0.75
2.517	1.13	5.517	18.08	8.517	1.32	11.52	0.75

VO6 Model Output Post-development Condition

2.533	1.13	5.533	18.08	8.533	1.32	11.53	0.75
2.550	1.13	5.550	18.08	8.550	1.32	11.55	0.75
2.567	1.13	5.567	18.08	8.567	1.32	11.57	0.75
2.583	1.13	5.583	18.08	8.583	1.32	11.58	0.75
2.600	1.13	5.600	18.08	8.600	1.32	11.60	0.75
2.617	1.13	5.617	18.08	8.617	1.32	11.62	0.75
2.633	1.13	5.633	18.08	8.633	1.32	11.63	0.75
2.650	1.13	5.650	18.08	8.650	1.32	11.65	0.75
2.667	1.13	5.667	18.08	8.667	1.32	11.67	0.75
2.683	1.13	5.683	18.08	8.683	1.32	11.68	0.75
2.700	1.13	5.700	18.08	8.700	1.32	11.70	0.75
2.717	1.13	5.717	18.08	8.717	1.32	11.72	0.75
2.733	1.13	5.733	18.08	8.733	1.32	11.73	0.75
2.750	1.13	5.750	18.11	8.750	1.32	11.75	0.75
2.767	1.13	5.767	43.28	8.767	1.32	11.77	0.75
2.783	1.13	5.783	43.28	8.783	1.32	11.78	0.75
2.800	1.13	5.800	43.28	8.800	1.32	11.80	0.75
2.817	1.13	5.817	43.28	8.817	1.32	11.82	0.75
2.833	1.13	5.833	43.32	8.833	1.32	11.83	0.75
2.850	1.13	5.850	74.31	8.850	1.32	11.85	0.75
2.867	1.13	5.867	74.31	8.867	1.32	11.87	0.75
2.883	1.13	5.883	74.31	8.883	1.32	11.88	0.75
2.900	1.13	5.900	74.31	8.900	1.32	11.90	0.75
2.917	1.13	5.917	74.26	8.917	1.32	11.92	0.75
2.933	1.13	5.933	31.54	8.933	1.32	11.93	0.75
2.950	1.13	5.950	31.54	8.950	1.32	11.95	0.75
2.967	1.13	5.967	31.54	8.967	1.32	11.97	0.75
2.983	1.13	5.983	31.54	8.983	1.32	11.98	0.75
3.000	1.13	6.000	31.51	9.000	1.32	12.00	0.75

			TOTALS
Max.Eff.Inten.(mm/hr)=	74.30	27.47	
over (min)	5.00	8.00	
Storage Coeff. (min)=	1.91 (ii)	7.58 (ii)	
Unit Hyd. Tpeak (min)=	5.00	8.00	
Unit Hyd. peak (cms)=	0.38	0.15	
PEAK FLOW (cms)=	0.05	0.01	0.055 (iii)
TIME TO PEAK (hrs)=	5.93	6.02	5.93
RUNOFF VOLUME (mm)=	37.04	15.37	30.53
TOTAL RAINFALL (mm)=	38.04	38.04	38.04
RUNOFF COEFFICIENT =	0.97	0.40	0.80

(i) CN PROCEDURE SELECTED FOR PERVIOUS LOSSES:
CN* = 87.0 Ia = Dep. Storage (Above)
(ii) TIME STEP (DT) SHOULD BE SMALLER OR EQUAL
THAN THE STORAGE COEFFICIENT.

VO6 Model Output Post-development Condition

(iii) PEAK FLOW DOES NOT INCLUDE BASEFLOW IF ANY.

```
--------------------------------------------------------------------------------
--------------------
| CALIB            |
| STANDHYD (  0203)|   Area    (ha)=   0.31
|ID= 1 DT= 1.0 min |   Total Imp(%)=  85.00   Dir. Conn.(%)=  85.00
--------------------
                              IMPERVIOUS    PERVIOUS (i)
     Surface Area     (ha)=       0.26         0.05
     Dep. Storage     (mm)=       1.00         5.00
     Average Slope     (%)=       1.00         2.00
     Length            (m)=      45.17        40.00
     Mannings n           =      0.013        0.250

         NOTE:  RAINFALL WAS TRANSFORMED TO   1.0 MIN. TIME STEP.
```

---- TRANSFORMED HYETOGRAPH ----

TIME hrs	RAIN mm/hr	TIME hrs	RAIN mm/hr	TIME hrs	RAIN mm/hr	TIME hrs	RAIN mm/hr
0.017	0.94	3.017	1.51	6.017	6.78	9.02	1.32
0.033	0.94	3.033	1.51	6.033	6.78	9.03	1.32
0.050	0.94	3.050	1.51	6.050	6.78	9.05	1.32
0.067	0.94	3.067	1.51	6.067	6.78	9.07	1.32
0.083	0.94	3.083	1.51	6.083	6.78	9.08	1.32
0.100	0.94	3.100	1.51	6.100	6.78	9.10	1.32
0.117	0.94	3.117	1.51	6.117	6.78	9.12	1.32
0.133	0.94	3.133	1.51	6.133	6.78	9.13	1.32
0.150	0.94	3.150	1.51	6.150	6.78	9.15	1.32
0.167	0.94	3.167	1.51	6.167	6.78	9.17	1.32
0.183	0.94	3.183	1.51	6.183	6.78	9.18	1.32
0.200	0.94	3.200	1.51	6.200	6.78	9.20	1.32
0.217	0.94	3.217	1.51	6.217	6.78	9.22	1.32
0.233	0.94	3.233	1.51	6.233	6.78	9.23	1.32
0.250	0.94	3.250	1.51	6.250	6.78	9.25	1.32
0.267	0.94	3.267	1.51	6.267	6.78	9.27	1.32
0.283	0.94	3.283	1.51	6.283	6.78	9.28	1.32
0.300	0.94	3.300	1.51	6.300	6.78	9.30	1.32
0.317	0.94	3.317	1.51	6.317	6.78	9.32	1.32
0.333	0.94	3.333	1.51	6.333	6.78	9.33	1.32
0.350	0.94	3.350	1.51	6.350	6.78	9.35	1.32
0.367	0.94	3.367	1.51	6.367	6.78	9.37	1.32
0.383	0.94	3.383	1.51	6.383	6.78	9.38	1.32
0.400	0.94	3.400	1.51	6.400	6.78	9.40	1.32
0.417	0.94	3.417	1.51	6.417	6.78	9.42	1.32
0.433	0.94	3.433	1.51	6.433	6.78	9.43	1.32

VO6 Model Output Post-development Condition

0.450	0.94	3.450	1.51	6.450	6.78	9.45	1.32
0.467	0.94	3.467	1.51	6.467	6.78	9.47	1.32
0.483	0.94	3.483	1.51	6.483	6.78	9.48	1.32
0.500	0.94	3.500	1.51	6.500	6.77	9.50	1.32
0.517	0.94	3.517	1.51	6.517	3.01	9.52	1.32
0.533	0.94	3.533	1.51	6.533	3.01	9.53	1.32
0.550	0.94	3.550	1.51	6.550	3.01	9.55	1.32
0.567	0.94	3.567	1.51	6.567	3.01	9.57	1.32
0.583	0.94	3.583	1.51	6.583	3.01	9.58	1.32
0.600	0.94	3.600	1.51	6.600	3.01	9.60	1.32
0.617	0.94	3.617	1.51	6.617	3.01	9.62	1.32
0.633	0.94	3.633	1.51	6.633	3.01	9.63	1.32
0.650	0.94	3.650	1.51	6.650	3.01	9.65	1.32
0.667	0.94	3.667	1.51	6.667	3.01	9.67	1.32
0.683	0.94	3.683	1.51	6.683	3.01	9.68	1.32
0.700	0.94	3.700	1.51	6.700	3.01	9.70	1.32
0.717	0.94	3.717	1.51	6.717	3.01	9.72	1.32
0.733	0.94	3.733	1.51	6.733	3.01	9.73	1.32
0.750	0.94	3.750	1.51	6.750	3.01	9.75	1.32
0.767	0.94	3.767	1.51	6.767	3.01	9.77	1.32
0.783	0.94	3.783	1.51	6.783	3.01	9.78	1.32
0.800	0.94	3.800	1.51	6.800	3.01	9.80	1.32
0.817	0.94	3.817	1.51	6.817	3.01	9.82	1.32
0.833	0.94	3.833	1.51	6.833	3.01	9.83	1.32
0.850	0.94	3.850	1.51	6.850	3.01	9.85	1.32
0.867	0.94	3.867	1.51	6.867	3.01	9.87	1.32
0.883	0.94	3.883	1.51	6.883	3.01	9.88	1.32
0.900	0.94	3.900	1.51	6.900	3.01	9.90	1.32
0.917	0.94	3.917	1.51	6.917	3.01	9.92	1.32
0.933	0.94	3.933	1.51	6.933	3.01	9.93	1.32
0.950	0.94	3.950	1.51	6.950	3.01	9.95	1.32
0.967	0.94	3.967	1.51	6.967	3.01	9.97	1.32
0.983	0.94	3.983	1.51	6.983	3.01	9.98	1.32
1.000	0.94	4.000	1.51	7.000	3.01	10.00	1.32
1.017	0.94	4.017	2.26	7.017	3.01	10.02	0.75
1.033	0.94	4.033	2.26	7.033	3.01	10.03	0.75
1.050	0.94	4.050	2.26	7.050	3.01	10.05	0.75
1.067	0.94	4.067	2.26	7.067	3.01	10.07	0.75
1.083	0.94	4.083	2.26	7.083	3.01	10.08	0.75
1.100	0.94	4.100	2.26	7.100	3.01	10.10	0.75
1.117	0.94	4.117	2.26	7.117	3.01	10.12	0.75
1.133	0.94	4.133	2.26	7.133	3.01	10.13	0.75
1.150	0.94	4.150	2.26	7.150	3.01	10.15	0.75
1.167	0.94	4.167	2.26	7.167	3.01	10.17	0.75
1.183	0.94	4.183	2.26	7.183	3.01	10.18	0.75
1.200	0.94	4.200	2.26	7.200	3.01	10.20	0.75
1.217	0.94	4.217	2.26	7.217	3.01	10.22	0.75

VO6 Model Output Post-development Condition

1.233	0.94	4.233	2.26	7.233	3.01	10.23	0.75
1.250	0.94	4.250	2.26	7.250	3.01	10.25	0.75
1.267	0.94	4.267	2.26	7.267	3.01	10.27	0.75
1.283	0.94	4.283	2.26	7.283	3.01	10.28	0.75
1.300	0.94	4.300	2.26	7.300	3.01	10.30	0.75
1.317	0.94	4.317	2.26	7.317	3.01	10.32	0.75
1.333	0.94	4.333	2.26	7.333	3.01	10.33	0.75
1.350	0.94	4.350	2.26	7.350	3.01	10.35	0.75
1.367	0.94	4.367	2.26	7.367	3.01	10.37	0.75
1.383	0.94	4.383	2.26	7.383	3.01	10.38	0.75
1.400	0.94	4.400	2.26	7.400	3.01	10.40	0.75
1.417	0.94	4.417	2.26	7.417	3.01	10.42	0.75
1.433	0.94	4.433	2.26	7.433	3.01	10.43	0.75
1.450	0.94	4.450	2.26	7.450	3.01	10.45	0.75
1.467	0.94	4.467	2.26	7.467	3.01	10.47	0.75
1.483	0.94	4.483	2.26	7.483	3.01	10.48	0.75
1.500	0.94	4.500	2.26	7.500	3.01	10.50	0.75
1.517	0.94	4.517	3.01	7.517	2.26	10.52	0.75
1.533	0.94	4.533	3.01	7.533	2.26	10.53	0.75
1.550	0.94	4.550	3.01	7.550	2.26	10.55	0.75
1.567	0.94	4.567	3.01	7.567	2.26	10.57	0.75
1.583	0.94	4.583	3.01	7.583	2.26	10.58	0.75
1.600	0.94	4.600	3.01	7.600	2.26	10.60	0.75
1.617	0.94	4.617	3.01	7.617	2.26	10.62	0.75
1.633	0.94	4.633	3.01	7.633	2.26	10.63	0.75
1.650	0.94	4.650	3.01	7.650	2.26	10.65	0.75
1.667	0.94	4.667	3.01	7.667	2.26	10.67	0.75
1.683	0.94	4.683	3.01	7.683	2.26	10.68	0.75
1.700	0.94	4.700	3.01	7.700	2.26	10.70	0.75
1.717	0.94	4.717	3.01	7.717	2.26	10.72	0.75
1.733	0.94	4.733	3.01	7.733	2.26	10.73	0.75
1.750	0.94	4.750	3.01	7.750	2.26	10.75	0.75
1.767	0.94	4.767	3.01	7.767	2.26	10.77	0.75
1.783	0.94	4.783	3.01	7.783	2.26	10.78	0.75
1.800	0.94	4.800	3.01	7.800	2.26	10.80	0.75
1.817	0.94	4.817	3.01	7.817	2.26	10.82	0.75
1.833	0.94	4.833	3.01	7.833	2.26	10.83	0.75
1.850	0.94	4.850	3.01	7.850	2.26	10.85	0.75
1.867	0.94	4.867	3.01	7.867	2.26	10.87	0.75
1.883	0.94	4.883	3.01	7.883	2.26	10.88	0.75
1.900	0.94	4.900	3.01	7.900	2.26	10.90	0.75
1.917	0.94	4.917	3.01	7.917	2.26	10.92	0.75
1.933	0.94	4.933	3.01	7.933	2.26	10.93	0.75
1.950	0.94	4.950	3.01	7.950	2.26	10.95	0.75
1.967	0.94	4.967	3.01	7.967	2.26	10.97	0.75
1.983	0.94	4.983	3.01	7.983	2.26	10.98	0.75
2.000	0.94	5.000	3.01	8.000	2.26	11.00	0.75

VO6 Model Output Post-development Condition

2.017	1.13	5.017	4.52	8.017	1.32	11.02	0.75
2.033	1.13	5.033	4.52	8.033	1.32	11.03	0.75
2.050	1.13	5.050	4.52	8.050	1.32	11.05	0.75
2.067	1.13	5.067	4.52	8.067	1.32	11.07	0.75
2.083	1.13	5.083	4.52	8.083	1.32	11.08	0.75
2.100	1.13	5.100	4.52	8.100	1.32	11.10	0.75
2.117	1.13	5.117	4.52	8.117	1.32	11.12	0.75
2.133	1.13	5.133	4.52	8.133	1.32	11.13	0.75
2.150	1.13	5.150	4.52	8.150	1.32	11.15	0.75
2.167	1.13	5.167	4.52	8.167	1.32	11.17	0.75
2.183	1.13	5.183	4.52	8.183	1.32	11.18	0.75
2.200	1.13	5.200	4.52	8.200	1.32	11.20	0.75
2.217	1.13	5.217	4.52	8.217	1.32	11.22	0.75
2.233	1.13	5.233	4.52	8.233	1.32	11.23	0.75
2.250	1.13	5.250	4.52	8.250	1.32	11.25	0.75
2.267	1.13	5.267	4.52	8.267	1.32	11.27	0.75
2.283	1.13	5.283	4.52	8.283	1.32	11.28	0.75
2.300	1.13	5.300	4.52	8.300	1.32	11.30	0.75
2.317	1.13	5.317	4.52	8.317	1.32	11.32	0.75
2.333	1.13	5.333	4.52	8.333	1.32	11.33	0.75
2.350	1.13	5.350	4.52	8.350	1.32	11.35	0.75
2.367	1.13	5.367	4.52	8.367	1.32	11.37	0.75
2.383	1.13	5.383	4.52	8.383	1.32	11.38	0.75
2.400	1.13	5.400	4.52	8.400	1.32	11.40	0.75
2.417	1.13	5.417	4.52	8.417	1.32	11.42	0.75
2.433	1.13	5.433	4.52	8.433	1.32	11.43	0.75
2.450	1.13	5.450	4.52	8.450	1.32	11.45	0.75
2.467	1.13	5.467	4.52	8.467	1.32	11.47	0.75
2.483	1.13	5.483	4.52	8.483	1.32	11.48	0.75
2.500	1.13	5.500	4.53	8.500	1.32	11.50	0.75
2.517	1.13	5.517	18.08	8.517	1.32	11.52	0.75
2.533	1.13	5.533	18.08	8.533	1.32	11.53	0.75
2.550	1.13	5.550	18.08	8.550	1.32	11.55	0.75
2.567	1.13	5.567	18.08	8.567	1.32	11.57	0.75
2.583	1.13	5.583	18.08	8.583	1.32	11.58	0.75
2.600	1.13	5.600	18.08	8.600	1.32	11.60	0.75
2.617	1.13	5.617	18.08	8.617	1.32	11.62	0.75
2.633	1.13	5.633	18.08	8.633	1.32	11.63	0.75
2.650	1.13	5.650	18.08	8.650	1.32	11.65	0.75
2.667	1.13	5.667	18.08	8.667	1.32	11.67	0.75
2.683	1.13	5.683	18.08	8.683	1.32	11.68	0.75
2.700	1.13	5.700	18.08	8.700	1.32	11.70	0.75
2.717	1.13	5.717	18.08	8.717	1.32	11.72	0.75
2.733	1.13	5.733	18.08	8.733	1.32	11.73	0.75
2.750	1.13	5.750	18.11	8.750	1.32	11.75	0.75
2.767	1.13	5.767	43.28	8.767	1.32	11.77	0.75
2.783	1.13	5.783	43.28	8.783	1.32	11.78	0.75

VO6 Model Output Post-development Condition

2.800	1.13	5.800	43.28	8.800	1.32	11.80	0.75
2.817	1.13	5.817	43.28	8.817	1.32	11.82	0.75
2.833	1.13	5.833	43.32	8.833	1.32	11.83	0.75
2.850	1.13	5.850	74.31	8.850	1.32	11.85	0.75
2.867	1.13	5.867	74.31	8.867	1.32	11.87	0.75
2.883	1.13	5.883	74.31	8.883	1.32	11.88	0.75
2.900	1.13	5.900	74.31	8.900	1.32	11.90	0.75
2.917	1.13	5.917	74.26	8.917	1.32	11.92	0.75
2.933	1.13	5.933	31.54	8.933	1.32	11.93	0.75
2.950	1.13	5.950	31.54	8.950	1.32	11.95	0.75
2.967	1.13	5.967	31.54	8.967	1.32	11.97	0.75
2.983	1.13	5.983	31.54	8.983	1.32	11.98	0.75
3.000	1.13	6.000	31.51	9.000	1.32	12.00	0.75

```
Max.Eff.Inten.(mm/hr)=      74.30        27.47
           over (min)        5.00         6.00
Storage Coeff.  (min)=       1.79 (ii)    5.76 (ii)
Unit Hyd. Tpeak (min)=       5.00         6.00
Unit Hyd. peak  (cms)=       0.39         0.19
                                                        *TOTALS*
PEAK FLOW       (cms)=       0.05         0.00           0.051 (iii)
TIME TO PEAK    (hrs)=       5.93         5.98            5.93
RUNOFF VOLUME    (mm)=      37.03        15.37           33.78
TOTAL RAINFALL   (mm)=      38.04        38.04           38.04
RUNOFF COEFFICIENT   =       0.97         0.40            0.89


  (i) CN PROCEDURE SELECTED FOR PERVIOUS LOSSES:
       CN*  =  87.0    Ia = Dep. Storage  (Above)
 (ii) TIME STEP (DT) SHOULD BE SMALLER OR EQUAL
      THAN THE STORAGE COEFFICIENT.
(iii) PEAK FLOW DOES NOT INCLUDE BASEFLOW IF ANY.

--------------------------------------------------------------------------------
--------------------
| RESERVOIR(  2031)|     OVERFLOW IS OFF
| IN= 2---> OUT= 1 |
| DT=  1.0 min     |     OUTFLOW    STORAGE   |  OUTFLOW    STORAGE
--------------------      (cms)     (ha.m.)   |   (cms)     (ha.m.)
                          0.0000     0.0000   |   0.0380      0.0120

                                AREA     QPEAK     TPEAK       R.V.
                                (ha)     (cms)     (hrs)       (mm)
   INFLOW : ID= 2 (  0203)      0.306      0.051      5.93      33.78
   OUTFLOW: ID= 1 (  2031)      0.306      0.013      6.08      33.52

                  PEAK   FLOW   REDUCTION [Qout/Qin](%)= 25.61
```

```
                    VO6 Model Output Post-development Condition
                   TIME SHIFT OF PEAK FLOW         (min)=  9.00
                   MAXIMUM  STORAGE   USED       (ha.m.)=  0.0041

--------------------------------------------------------------------------------
--------------------
| CALIB            |
| STANDHYD (  0204)|   Area    (ha)=   0.50
|ID= 1 DT= 1.0 min |   Total Imp(%)=  85.00   Dir. Conn.(%)=  85.00
--------------------
                              IMPERVIOUS    PERVIOUS (i)
     Surface Area     (ha)=       0.42         0.07
     Dep. Storage     (mm)=       1.00         5.00
     Average Slope     (%)=       1.00         2.00
     Length            (m)=      57.56        40.00
     Mannings n           =      0.013        0.250

         NOTE:  RAINFALL WAS TRANSFORMED TO   1.0 MIN. TIME STEP.


                              ---- TRANSFORMED HYETOGRAPH ----
                 TIME    RAIN |  TIME    RAIN |'  TIME    RAIN |  TIME    RAIN
                  hrs   mm/hr |   hrs   mm/hr |'   hrs   mm/hr |   hrs   mm/hr
                0.017    0.94 | 3.017    1.51 | 6.017    6.78 |  9.02    1.32
                0.033    0.94 | 3.033    1.51 | 6.033    6.78 |  9.03    1.32
                0.050    0.94 | 3.050    1.51 | 6.050    6.78 |  9.05    1.32
                0.067    0.94 | 3.067    1.51 | 6.067    6.78 |  9.07    1.32
                0.083    0.94 | 3.083    1.51 | 6.083    6.78 |  9.08    1.32
                0.100    0.94 | 3.100    1.51 | 6.100    6.78 |  9.10    1.32
                0.117    0.94 | 3.117    1.51 | 6.117    6.78 |  9.12    1.32
                0.133    0.94 | 3.133    1.51 | 6.133    6.78 |  9.13    1.32
                0.150    0.94 | 3.150    1.51 | 6.150    6.78 |  9.15    1.32
                0.167    0.94 | 3.167    1.51 | 6.167    6.78 |  9.17    1.32
                0.183    0.94 | 3.183    1.51 | 6.183    6.78 |  9.18    1.32
                0.200    0.94 | 3.200    1.51 | 6.200    6.78 |  9.20    1.32
                0.217    0.94 | 3.217    1.51 | 6.217    6.78 |  9.22    1.32
                0.233    0.94 | 3.233    1.51 | 6.233    6.78 |  9.23    1.32
                0.250    0.94 | 3.250    1.51 | 6.250    6.78 |  9.25    1.32
                0.267    0.94 | 3.267    1.51 | 6.267    6.78 |  9.27    1.32
                0.283    0.94 | 3.283    1.51 | 6.283    6.78 |  9.28    1.32
                0.300    0.94 | 3.300    1.51 | 6.300    6.78 |  9.30    1.32
                0.317    0.94 | 3.317    1.51 | 6.317    6.78 |  9.32    1.32
                0.333    0.94 | 3.333    1.51 | 6.333    6.78 |  9.33    1.32
                0.350    0.94 | 3.350    1.51 | 6.350    6.78 |  9.35    1.32
                0.367    0.94 | 3.367    1.51 | 6.367    6.78 |  9.37    1.32
                0.383    0.94 | 3.383    1.51 | 6.383    6.78 |  9.38    1.32
                0.400    0.94 | 3.400    1.51 | 6.400    6.78 |  9.40    1.32
                0.417    0.94 | 3.417    1.51 | 6.417    6.78 |  9.42    1.32
```

VO6 Model Output Post-development Condition

0.433	0.94	3.433	1.51	6.433	6.78	9.43	1.32
0.450	0.94	3.450	1.51	6.450	6.78	9.45	1.32
0.467	0.94	3.467	1.51	6.467	6.78	9.47	1.32
0.483	0.94	3.483	1.51	6.483	6.78	9.48	1.32
0.500	0.94	3.500	1.51	6.500	6.77	9.50	1.32
0.517	0.94	3.517	1.51	6.517	3.01	9.52	1.32
0.533	0.94	3.533	1.51	6.533	3.01	9.53	1.32
0.550	0.94	3.550	1.51	6.550	3.01	9.55	1.32
0.567	0.94	3.567	1.51	6.567	3.01	9.57	1.32
0.583	0.94	3.583	1.51	6.583	3.01	9.58	1.32
0.600	0.94	3.600	1.51	6.600	3.01	9.60	1.32
0.617	0.94	3.617	1.51	6.617	3.01	9.62	1.32
0.633	0.94	3.633	1.51	6.633	3.01	9.63	1.32
0.650	0.94	3.650	1.51	6.650	3.01	9.65	1.32
0.667	0.94	3.667	1.51	6.667	3.01	9.67	1.32
0.683	0.94	3.683	1.51	6.683	3.01	9.68	1.32
0.700	0.94	3.700	1.51	6.700	3.01	9.70	1.32
0.717	0.94	3.717	1.51	6.717	3.01	9.72	1.32
0.733	0.94	3.733	1.51	6.733	3.01	9.73	1.32
0.750	0.94	3.750	1.51	6.750	3.01	9.75	1.32
0.767	0.94	3.767	1.51	6.767	3.01	9.77	1.32
0.783	0.94	3.783	1.51	6.783	3.01	9.78	1.32
0.800	0.94	3.800	1.51	6.800	3.01	9.80	1.32
0.817	0.94	3.817	1.51	6.817	3.01	9.82	1.32
0.833	0.94	3.833	1.51	6.833	3.01	9.83	1.32
0.850	0.94	3.850	1.51	6.850	3.01	9.85	1.32
0.867	0.94	3.867	1.51	6.867	3.01	9.87	1.32
0.883	0.94	3.883	1.51	6.883	3.01	9.88	1.32
0.900	0.94	3.900	1.51	6.900	3.01	9.90	1.32
0.917	0.94	3.917	1.51	6.917	3.01	9.92	1.32
0.933	0.94	3.933	1.51	6.933	3.01	9.93	1.32
0.950	0.94	3.950	1.51	6.950	3.01	9.95	1.32
0.967	0.94	3.967	1.51	6.967	3.01	9.97	1.32
0.983	0.94	3.983	1.51	6.983	3.01	9.98	1.32
1.000	0.94	4.000	1.51	7.000	3.01	10.00	1.32
1.017	0.94	4.017	2.26	7.017	3.01	10.02	0.75
1.033	0.94	4.033	2.26	7.033	3.01	10.03	0.75
1.050	0.94	4.050	2.26	7.050	3.01	10.05	0.75
1.067	0.94	4.067	2.26	7.067	3.01	10.07	0.75
1.083	0.94	4.083	2.26	7.083	3.01	10.08	0.75
1.100	0.94	4.100	2.26	7.100	3.01	10.10	0.75
1.117	0.94	4.117	2.26	7.117	3.01	10.12	0.75
1.133	0.94	4.133	2.26	7.133	3.01	10.13	0.75
1.150	0.94	4.150	2.26	7.150	3.01	10.15	0.75
1.167	0.94	4.167	2.26	7.167	3.01	10.17	0.75
1.183	0.94	4.183	2.26	7.183	3.01	10.18	0.75
1.200	0.94	4.200	2.26	7.200	3.01	10.20	0.75

VO6 Model Output Post-development Condition

1.217	0.94	4.217	2.26	7.217	3.01	10.22	0.75
1.233	0.94	4.233	2.26	7.233	3.01	10.23	0.75
1.250	0.94	4.250	2.26	7.250	3.01	10.25	0.75
1.267	0.94	4.267	2.26	7.267	3.01	10.27	0.75
1.283	0.94	4.283	2.26	7.283	3.01	10.28	0.75
1.300	0.94	4.300	2.26	7.300	3.01	10.30	0.75
1.317	0.94	4.317	2.26	7.317	3.01	10.32	0.75
1.333	0.94	4.333	2.26	7.333	3.01	10.33	0.75
1.350	0.94	4.350	2.26	7.350	3.01	10.35	0.75
1.367	0.94	4.367	2.26	7.367	3.01	10.37	0.75
1.383	0.94	4.383	2.26	7.383	3.01	10.38	0.75
1.400	0.94	4.400	2.26	7.400	3.01	10.40	0.75
1.417	0.94	4.417	2.26	7.417	3.01	10.42	0.75
1.433	0.94	4.433	2.26	7.433	3.01	10.43	0.75
1.450	0.94	4.450	2.26	7.450	3.01	10.45	0.75
1.467	0.94	4.467	2.26	7.467	3.01	10.47	0.75
1.483	0.94	4.483	2.26	7.483	3.01	10.48	0.75
1.500	0.94	4.500	2.26	7.500	3.01	10.50	0.75
1.517	0.94	4.517	3.01	7.517	2.26	10.52	0.75
1.533	0.94	4.533	3.01	7.533	2.26	10.53	0.75
1.550	0.94	4.550	3.01	7.550	2.26	10.55	0.75
1.567	0.94	4.567	3.01	7.567	2.26	10.57	0.75
1.583	0.94	4.583	3.01	7.583	2.26	10.58	0.75
1.600	0.94	4.600	3.01	7.600	2.26	10.60	0.75
1.617	0.94	4.617	3.01	7.617	2.26	10.62	0.75
1.633	0.94	4.633	3.01	7.633	2.26	10.63	0.75
1.650	0.94	4.650	3.01	7.650	2.26	10.65	0.75
1.667	0.94	4.667	3.01	7.667	2.26	10.67	0.75
1.683	0.94	4.683	3.01	7.683	2.26	10.68	0.75
1.700	0.94	4.700	3.01	7.700	2.26	10.70	0.75
1.717	0.94	4.717	3.01	7.717	2.26	10.72	0.75
1.733	0.94	4.733	3.01	7.733	2.26	10.73	0.75
1.750	0.94	4.750	3.01	7.750	2.26	10.75	0.75
1.767	0.94	4.767	3.01	7.767	2.26	10.77	0.75
1.783	0.94	4.783	3.01	7.783	2.26	10.78	0.75
1.800	0.94	4.800	3.01	7.800	2.26	10.80	0.75
1.817	0.94	4.817	3.01	7.817	2.26	10.82	0.75
1.833	0.94	4.833	3.01	7.833	2.26	10.83	0.75
1.850	0.94	4.850	3.01	7.850	2.26	10.85	0.75
1.867	0.94	4.867	3.01	7.867	2.26	10.87	0.75
1.883	0.94	4.883	3.01	7.883	2.26	10.88	0.75
1.900	0.94	4.900	3.01	7.900	2.26	10.90	0.75
1.917	0.94	4.917	3.01	7.917	2.26	10.92	0.75
1.933	0.94	4.933	3.01	7.933	2.26	10.93	0.75
1.950	0.94	4.950	3.01	7.950	2.26	10.95	0.75
1.967	0.94	4.967	3.01	7.967	2.26	10.97	0.75
1.983	0.94	4.983	3.01	7.983	2.26	10.98	0.75

VO6 Model Output Post-development Condition

2.000	0.94	5.000	3.01	8.000	2.26	11.00	0.75
2.017	1.13	5.017	4.52	8.017	1.32	11.02	0.75
2.033	1.13	5.033	4.52	8.033	1.32	11.03	0.75
2.050	1.13	5.050	4.52	8.050	1.32	11.05	0.75
2.067	1.13	5.067	4.52	8.067	1.32	11.07	0.75
2.083	1.13	5.083	4.52	8.083	1.32	11.08	0.75
2.100	1.13	5.100	4.52	8.100	1.32	11.10	0.75
2.117	1.13	5.117	4.52	8.117	1.32	11.12	0.75
2.133	1.13	5.133	4.52	8.133	1.32	11.13	0.75
2.150	1.13	5.150	4.52	8.150	1.32	11.15	0.75
2.167	1.13	5.167	4.52	8.167	1.32	11.17	0.75
2.183	1.13	5.183	4.52	8.183	1.32	11.18	0.75
2.200	1.13	5.200	4.52	8.200	1.32	11.20	0.75
2.217	1.13	5.217	4.52	8.217	1.32	11.22	0.75
2.233	1.13	5.233	4.52	8.233	1.32	11.23	0.75
2.250	1.13	5.250	4.52	8.250	1.32	11.25	0.75
2.267	1.13	5.267	4.52	8.267	1.32	11.27	0.75
2.283	1.13	5.283	4.52	8.283	1.32	11.28	0.75
2.300	1.13	5.300	4.52	8.300	1.32	11.30	0.75
2.317	1.13	5.317	4.52	8.317	1.32	11.32	0.75
2.333	1.13	5.333	4.52	8.333	1.32	11.33	0.75
2.350	1.13	5.350	4.52	8.350	1.32	11.35	0.75
2.367	1.13	5.367	4.52	8.367	1.32	11.37	0.75
2.383	1.13	5.383	4.52	8.383	1.32	11.38	0.75
2.400	1.13	5.400	4.52	8.400	1.32	11.40	0.75
2.417	1.13	5.417	4.52	8.417	1.32	11.42	0.75
2.433	1.13	5.433	4.52	8.433	1.32	11.43	0.75
2.450	1.13	5.450	4.52	8.450	1.32	11.45	0.75
2.467	1.13	5.467	4.52	8.467	1.32	11.47	0.75
2.483	1.13	5.483	4.52	8.483	1.32	11.48	0.75
2.500	1.13	5.500	4.53	8.500	1.32	11.50	0.75
2.517	1.13	5.517	18.08	8.517	1.32	11.52	0.75
2.533	1.13	5.533	18.08	8.533	1.32	11.53	0.75
2.550	1.13	5.550	18.08	8.550	1.32	11.55	0.75
2.567	1.13	5.567	18.08	8.567	1.32	11.57	0.75
2.583	1.13	5.583	18.08	8.583	1.32	11.58	0.75
2.600	1.13	5.600	18.08	8.600	1.32	11.60	0.75
2.617	1.13	5.617	18.08	8.617	1.32	11.62	0.75
2.633	1.13	5.633	18.08	8.633	1.32	11.63	0.75
2.650	1.13	5.650	18.08	8.650	1.32	11.65	0.75
2.667	1.13	5.667	18.08	8.667	1.32	11.67	0.75
2.683	1.13	5.683	18.08	8.683	1.32	11.68	0.75
2.700	1.13	5.700	18.08	8.700	1.32	11.70	0.75
2.717	1.13	5.717	18.08	8.717	1.32	11.72	0.75
2.733	1.13	5.733	18.08	8.733	1.32	11.73	0.75
2.750	1.13	5.750	18.11	8.750	1.32	11.75	0.75
2.767	1.13	5.767	43.28	8.767	1.32	11.77	0.75

VO6 Model Output Post-development Condition

2.783	1.13	5.783	43.28	8.783	1.32	11.78	0.75
2.800	1.13	5.800	43.28	8.800	1.32	11.80	0.75
2.817	1.13	5.817	43.28	8.817	1.32	11.82	0.75
2.833	1.13	5.833	43.32	8.833	1.32	11.83	0.75
2.850	1.13	5.850	74.31	8.850	1.32	11.85	0.75
2.867	1.13	5.867	74.31	8.867	1.32	11.87	0.75
2.883	1.13	5.883	74.31	8.883	1.32	11.88	0.75
2.900	1.13	5.900	74.31	8.900	1.32	11.90	0.75
2.917	1.13	5.917	74.26	8.917	1.32	11.92	0.75
2.933	1.13	5.933	31.54	8.933	1.32	11.93	0.75
2.950	1.13	5.950	31.54	8.950	1.32	11.95	0.75
2.967	1.13	5.967	31.54	8.967	1.32	11.97	0.75
2.983	1.13	5.983	31.54	8.983	1.32	11.98	0.75
3.000	1.13	6.000	31.51	9.000	1.32	12.00	0.75

Max.Eff.Inten.(mm/hr)=	74.30	27.47	
over (min)	5.00	7.00	
Storage Coeff. (min)=	2.07 (ii)	6.04 (ii)	
Unit Hyd. Tpeak (min)=	5.00	7.00	
Unit Hyd. peak (cms)=	0.37	0.18	
			TOTALS
PEAK FLOW (cms)=	0.08	0.00	0.081 (iii)
TIME TO PEAK (hrs)=	5.93	6.00	5.93
RUNOFF VOLUME (mm)=	37.03	15.37	33.78
TOTAL RAINFALL (mm)=	38.04	38.04	38.04
RUNOFF COEFFICIENT =	0.97	0.40	0.89

(i) CN PROCEDURE SELECTED FOR PERVIOUS LOSSES:
CN* = 87.0 Ia = Dep. Storage (Above)
(ii) TIME STEP (DT) SHOULD BE SMALLER OR EQUAL
THAN THE STORAGE COEFFICIENT.
(iii) PEAK FLOW DOES NOT INCLUDE BASEFLOW IF ANY.

```
| RESERVOIR(  2041)|     OVERFLOW IS OFF
| IN= 2---> OUT= 1 |
| DT=  1.0 min     |     OUTFLOW    STORAGE   |  OUTFLOW    STORAGE
--------------------      (cms)     (ha.m.)   |   (cms)     (ha.m.)
                          0.0000     0.0000   |   0.0610      0.0190
```

	AREA (ha)	QPEAK (cms)	TPEAK (hrs)	R.V. (mm)
INFLOW : ID= 2 (0204)	0.497	0.081	5.93	33.78
OUTFLOW: ID= 1 (2041)	0.497	0.021	6.08	33.62

```
 VO6 Model Output Post-development Condition
PEAK   FLOW   REDUCTION [Qout/Qin](%)= 26.34
TIME SHIFT OF PEAK FLOW         (min)=  9.00
MAXIMUM  STORAGE   USED       (ha.m.)=  0.0066

--------------------------------------------------------------------------------

--------------------
| ADD HYD  (  1010)|
|   1 +  2 =  3    |         AREA    QPEAK    TPEAK     R.V.
--------------------         (ha)    (cms)    (hrs)     (mm)
        ID1= 1 (  1060):     1.67   0.127     5.95    30.11
      + ID2= 2 (  2031):     0.31   0.013     6.08    33.52
        ====================================================
        ID = 3 (  1010):     1.97   0.137     5.95    30.64

     NOTE:  PEAK FLOWS DO NOT INCLUDE BASEFLOWS IF ANY.
--------------------------------------------------------------------------------

--------------------
| ADD HYD  (  1010)|
|   3 +  2 =  1    |         AREA    QPEAK    TPEAK     R.V.
--------------------         (ha)    (cms)    (hrs)     (mm)
        ID1= 3 (  1010):     1.97   0.137     5.95    30.64
      + ID2= 2 (  2041):     0.50   0.021     6.08    33.62
        ====================================================
        ID = 1 (  1010):     2.47   0.153     5.95    31.24

     NOTE:  PEAK FLOWS DO NOT INCLUDE BASEFLOWS IF ANY.
--------------------------------------------------------------------------------

--------------------
| ADD HYD  (  1010)|
|   1 +  2 =  3    |         AREA    QPEAK    TPEAK     R.V.
--------------------         (ha)    (cms)    (hrs)     (mm)
        ID1= 1 (  1010):     2.47   0.153     5.95    31.24
      + ID2= 2 (  0209):     0.38   0.055     5.93    30.53
        ====================================================
        ID = 3 (  1010):     2.86   0.208     5.95    31.15

     NOTE:  PEAK FLOWS DO NOT INCLUDE BASEFLOWS IF ANY.
--------------------------------------------------------------------------------

--------------------
| ADD HYD  (  1010)|
|   3 +  2 =  1    |         AREA    QPEAK    TPEAK     R.V.
--------------------         (ha)    (cms)    (hrs)     (mm)
        ID1= 3 (  1010):     2.86   0.208     5.95    31.15
```

```
     + ID2= 2 (  2152):     0.12   0.021     5.93    33.78
       ==================================================
       ID = 1 (  1010):     2.98   0.228     5.95    31.25

     NOTE:  PEAK FLOWS DO NOT INCLUDE BASEFLOWS IF ANY.
--------------------------------------------------------------------------------
--------------------
| RESERVOIR( 10101)|     OVERFLOW IS ON
| IN= 2---> OUT= 1 |
| DT=  1.0 min     |     OUTFLOW    STORAGE   |  OUTFLOW    STORAGE
--------------------      (cms)     (ha.m.)   |   (cms)     (ha.m.)
                          0.0000     0.0000   |   0.3210      0.0075

                                AREA     QPEAK     TPEAK       R.V.
                                (ha)     (cms)     (hrs)       (mm)
   INFLOW : ID= 2 (  1010)      2.977      0.228      5.95      31.25
   OUTFLOW: ID= 1 ( 10101)      2.977      0.196      6.00      31.25
   OVERFLOW:ID= 3 (  0003)      0.000      0.000      0.00       0.00

                   TOTAL NUMBER OF SIMULATION OVERFLOW  =     0
                   CUMULATIVE TIME OF OVERFLOW  (HOURS) =  0.00
                   PERCENTAGE OF TIME OVERFLOWING   (%) =  0.00

                   PEAK   FLOW   REDUCTION [Qout/Qin](%)= 86.24
                   TIME SHIFT OF PEAK FLOW         (min)=  3.00
                   MAXIMUM  STORAGE   USED       (ha.m.)=  0.0046

--------------------------------------------------------------------------------
--------------------
| SHIFT HYD(  2002)|
| IN= 2---> OUT= 1 |
| SHIFT=  1.0 min  |      AREA     QPEAK     TPEAK      R.V.
--------------------      (ha)     (cms)     (hrs)      (mm)
          ID= 2 ( 10101):    0.00     0.00      0.00      0.00
    SHIFT ID= 1 (  2002):    0.00     0.00      0.02      0.00

--------------------------------------------------------------------------------
--------------------
| SHIFT HYD(  2001)|
| IN= 2---> OUT= 1 |
| SHIFT=  1.0 min  |      AREA     QPEAK     TPEAK      R.V.
--------------------      (ha)     (cms)     (hrs)      (mm)
          ID= 2 ( 10101):    2.98     0.20      6.00     31.25
    SHIFT ID= 1 (  2001):    2.98     0.20      6.02     31.25

--------------------------------------------------------------------------------
```

VO6 Model Output Post-development Condition

```
--------------------
| ADD HYD  (  2000)|
|   1 +  2 =  3    |         AREA    QPEAK    TPEAK     R.V.
--------------------         (ha)    (cms)    (hrs)     (mm)
*** W A R N I N G :  HYDROGRAPH   2002 <ID= 2> IS DRY.
*** W A R N I N G :  HYDROGRAPH   0003 = HYDROGRAPH 0001
        ID1= 1 (  2001):     2.98   0.196     6.02    31.25
      + ID2= 2 (  2002):     0.00   0.000     0.02     0.00
        ====================================================
        ID = 3 (  2000):     2.98   0.196     6.02    31.25

     NOTE:  PEAK FLOWS DO NOT INCLUDE BASEFLOWS IF ANY.
-------------------------------------------------------------------------------
===============================================================================
========================

       V    V   I    SSSSS  U   U    A    L              (v 6.1.2003)
       V    V   I    SS     U   U   A A   L
        V  V    I     SS    U   U  AAAAA  L
        V  V    I      SS   U   U  A   A  L
         VV     I    SSSSS  UUUUU  A   A  LLLLL

        OOO   TTTTT  TTTTT  H   H  Y   Y  M   M   OOO    TM
       O   O    T      T    H   H   Y Y   MM MM  O   O
       O   O    T      T    H   H    Y    M   M  O   O
        OOO     T      T    H   H    Y    M   M   OOO
Developed and Distributed by Smart City Water Inc
Copyright 2007 - 2020 Smart City Water Inc
All rights reserved.


                  *****  D E T A I L E D   O U T P U T *****


  Input   filename: C:\Program Files (x86)\Visual OTTHYMO 6.1\VO2\voin.dat

  Output  filename:
C:\Users\rkazemi\AppData\Local\Civica\VH5\07828278-883c-48e2-8028-0ef9546d84d4\f1db
cf7d-ccee-42e3-8814-1d954a81ecb2\scen
  Summary filename:
C:\Users\rkazemi\AppData\Local\Civica\VH5\07828278-883c-48e2-8028-0ef9546d84d4\f1db
cf7d-ccee-42e3-8814-1d954a81ecb2\scen


DATE: 06-28-2021                          TIME: 04:03:17

USER:
```

COMMENTS: _____

```
-------------------------------------------------------------------------------------
------------------------
  ************************************************
  ** SIMULATION : Run 02                        **
  ************************************************


--------------------
|    READ STORM    |    Filename: C:\Users\rkazemi\AppD
|                  |              ata\Local\Temp\
|                  |              16afdde5-97dd-423f-a260-51674efa6fb9\9d9c3c3e
| Ptotal= 54.46 mm |    Comments: 5-Year SCS-II Storm City of Toronto_NEW
--------------------
```

TIME hrs	RAIN mm/hr	TIME hrs	RAIN mm/hr	TIME hrs	RAIN mm/hr	TIME hrs	RAIN mm/hr
0.08	1.35	3.08	2.16	6.08	9.71	9.08	1.89
0.17	1.35	3.17	2.16	6.17	9.71	9.17	1.89
0.25	1.35	3.25	2.16	6.25	9.71	9.25	1.89
0.33	1.35	3.33	2.16	6.33	9.71	9.33	1.89
0.42	1.35	3.42	2.16	6.42	9.71	9.42	1.89
0.50	1.35	3.50	2.16	6.50	9.71	9.50	1.89
0.58	1.35	3.58	2.16	6.58	4.31	9.58	1.89
0.67	1.35	3.67	2.16	6.67	4.31	9.67	1.89
0.75	1.35	3.75	2.16	6.75	4.31	9.75	1.89
0.83	1.35	3.83	2.16	6.83	4.31	9.83	1.89
0.92	1.35	3.92	2.16	6.92	4.31	9.92	1.89
1.00	1.35	4.00	2.16	7.00	4.31	10.00	1.89
1.08	1.35	4.08	3.23	7.08	4.31	10.08	1.08
1.17	1.35	4.17	3.23	7.17	4.31	10.17	1.08
1.25	1.35	4.25	3.23	7.25	4.31	10.25	1.08
1.33	1.35	4.33	3.23	7.33	4.31	10.33	1.08
1.42	1.35	4.42	3.23	7.42	4.31	10.42	1.08
1.50	1.35	4.50	3.23	7.50	4.31	10.50	1.08
1.58	1.35	4.58	4.31	7.58	3.23	10.58	1.08
1.67	1.35	4.67	4.31	7.67	3.23	10.67	1.08
1.75	1.35	4.75	4.31	7.75	3.23	10.75	1.08
1.83	1.35	4.83	4.31	7.83	3.23	10.83	1.08
1.92	1.35	4.92	4.31	7.92	3.23	10.92	1.08
2.00	1.35	5.00	4.31	8.00	3.23	11.00	1.08
2.08	1.62	5.08	6.47	8.08	1.89	11.08	1.08
2.17	1.62	5.17	6.47	8.17	1.89	11.17	1.08

2.25	1.62	5.25	6.47	8.25	1.89	11.25	1.08
2.33	1.62	5.33	6.47	8.33	1.89	11.33	1.08
2.42	1.62	5.42	6.47	8.42	1.89	11.42	1.08
2.50	1.62	5.50	6.47	8.50	1.89	11.50	1.08
2.58	1.62	5.58	25.88	8.58	1.89	11.58	1.08
2.67	1.62	5.67	25.88	8.67	1.89	11.67	1.08
2.75	1.62	5.75	25.88	8.75	1.89	11.75	1.08
2.83	1.62	5.83	61.81	8.83	1.89	11.83	1.08
2.92	1.62	5.92	106.87	8.92	1.89	11.92	1.08
3.00	1.62	6.00	44.87	9.00	1.89	12.00	1.08

```
--------------------
| CALIB            |
| STANDHYD (  0214)|   Area    (ha)=   0.08
|ID= 1 DT= 1.0 min |   Total Imp(%)=  93.00   Dir. Conn.(%)=  93.00
--------------------
                              IMPERVIOUS    PERVIOUS (i)
     Surface Area     (ha)=       0.07         0.01
     Dep. Storage     (mm)=       1.00         5.00
     Average Slope     (%)=       1.00         2.00
     Length            (m)=      23.09        40.00
     Mannings n           =      0.013        0.250

         NOTE:  RAINFALL WAS TRANSFORMED TO   1.0 MIN. TIME STEP.
```

---- TRANSFORMED HYETOGRAPH ----

TIME hrs	RAIN mm/hr	TIME hrs	RAIN mm/hr	TIME hrs	RAIN mm/hr	TIME hrs	RAIN mm/hr
0.017	1.35	3.017	2.16	6.017	9.71	9.02	1.89
0.033	1.35	3.033	2.16	6.033	9.71	9.03	1.89
0.050	1.35	3.050	2.16	6.050	9.71	9.05	1.89
0.067	1.35	3.067	2.16	6.067	9.71	9.07	1.89
0.083	1.35	3.083	2.16	6.083	9.71	9.08	1.89
0.100	1.35	3.100	2.16	6.100	9.71	9.10	1.89
0.117	1.35	3.117	2.16	6.117	9.71	9.12	1.89
0.133	1.35	3.133	2.16	6.133	9.71	9.13	1.89
0.150	1.35	3.150	2.16	6.150	9.71	9.15	1.89
0.167	1.35	3.167	2.16	6.167	9.71	9.17	1.89
0.183	1.35	3.183	2.16	6.183	9.71	9.18	1.89
0.200	1.35	3.200	2.16	6.200	9.71	9.20	1.89
0.217	1.35	3.217	2.16	6.217	9.71	9.22	1.89
0.233	1.35	3.233	2.16	6.233	9.71	9.23	1.89
0.250	1.35	3.250	2.16	6.250	9.71	9.25	1.89
0.267	1.35	3.267	2.16	6.267	9.71	9.27	1.89

VO6 Model Output Post-development Condition

0.283	1.35	3.283	2.16	6.283	9.71	9.28	1.89
0.300	1.35	3.300	2.16	6.300	9.71	9.30	1.89
0.317	1.35	3.317	2.16	6.317	9.71	9.32	1.89
0.333	1.35	3.333	2.16	6.333	9.71	9.33	1.89
0.350	1.35	3.350	2.16	6.350	9.71	9.35	1.89
0.367	1.35	3.367	2.16	6.367	9.71	9.37	1.89
0.383	1.35	3.383	2.16	6.383	9.71	9.38	1.89
0.400	1.35	3.400	2.16	6.400	9.71	9.40	1.89
0.417	1.35	3.417	2.16	6.417	9.71	9.42	1.89
0.433	1.35	3.433	2.16	6.433	9.71	9.43	1.89
0.450	1.35	3.450	2.16	6.450	9.71	9.45	1.89
0.467	1.35	3.467	2.16	6.467	9.71	9.47	1.89
0.483	1.35	3.483	2.16	6.483	9.71	9.48	1.89
0.500	1.35	3.500	2.16	6.500	9.70	9.50	1.89
0.517	1.35	3.517	2.16	6.517	4.31	9.52	1.89
0.533	1.35	3.533	2.16	6.533	4.31	9.53	1.89
0.550	1.35	3.550	2.16	6.550	4.31	9.55	1.89
0.567	1.35	3.567	2.16	6.567	4.31	9.57	1.89
0.583	1.35	3.583	2.16	6.583	4.31	9.58	1.89
0.600	1.35	3.600	2.16	6.600	4.31	9.60	1.89
0.617	1.35	3.617	2.16	6.617	4.31	9.62	1.89
0.633	1.35	3.633	2.16	6.633	4.31	9.63	1.89
0.650	1.35	3.650	2.16	6.650	4.31	9.65	1.89
0.667	1.35	3.667	2.16	6.667	4.31	9.67	1.89
0.683	1.35	3.683	2.16	6.683	4.31	9.68	1.89
0.700	1.35	3.700	2.16	6.700	4.31	9.70	1.89
0.717	1.35	3.717	2.16	6.717	4.31	9.72	1.89
0.733	1.35	3.733	2.16	6.733	4.31	9.73	1.89
0.750	1.35	3.750	2.16	6.750	4.31	9.75	1.89
0.767	1.35	3.767	2.16	6.767	4.31	9.77	1.89
0.783	1.35	3.783	2.16	6.783	4.31	9.78	1.89
0.800	1.35	3.800	2.16	6.800	4.31	9.80	1.89
0.817	1.35	3.817	2.16	6.817	4.31	9.82	1.89
0.833	1.35	3.833	2.16	6.833	4.31	9.83	1.89
0.850	1.35	3.850	2.16	6.850	4.31	9.85	1.89
0.867	1.35	3.867	2.16	6.867	4.31	9.87	1.89
0.883	1.35	3.883	2.16	6.883	4.31	9.88	1.89
0.900	1.35	3.900	2.16	6.900	4.31	9.90	1.89
0.917	1.35	3.917	2.16	6.917	4.31	9.92	1.89
0.933	1.35	3.933	2.16	6.933	4.31	9.93	1.89
0.950	1.35	3.950	2.16	6.950	4.31	9.95	1.89
0.967	1.35	3.967	2.16	6.967	4.31	9.97	1.89
0.983	1.35	3.983	2.16	6.983	4.31	9.98	1.89
1.000	1.35	4.000	2.16	7.000	4.31	10.00	1.89
1.017	1.35	4.017	3.23	7.017	4.31	10.02	1.08
1.033	1.35	4.033	3.23	7.033	4.31	10.03	1.08
1.050	1.35	4.050	3.23	7.050	4.31	10.05	1.08

VO6 Model Output Post-development Condition

1.067	1.35	4.067	3.23	7.067	4.31	10.07	1.08
1.083	1.35	4.083	3.23	7.083	4.31	10.08	1.08
1.100	1.35	4.100	3.24	7.100	4.31	10.10	1.08
1.117	1.35	4.117	3.23	7.117	4.31	10.12	1.08
1.133	1.35	4.133	3.23	7.133	4.31	10.13	1.08
1.150	1.35	4.150	3.23	7.150	4.31	10.15	1.08
1.167	1.35	4.167	3.23	7.167	4.31	10.17	1.08
1.183	1.35	4.183	3.24	7.183	4.31	10.18	1.08
1.200	1.35	4.200	3.23	7.200	4.31	10.20	1.08
1.217	1.35	4.217	3.23	7.217	4.31	10.22	1.08
1.233	1.35	4.233	3.23	7.233	4.31	10.23	1.08
1.250	1.35	4.250	3.23	7.250	4.31	10.25	1.08
1.267	1.35	4.267	3.24	7.267	4.31	10.27	1.08
1.283	1.35	4.283	3.23	7.283	4.31	10.28	1.08
1.300	1.35	4.300	3.23	7.300	4.31	10.30	1.08
1.317	1.35	4.317	3.23	7.317	4.31	10.32	1.08
1.333	1.35	4.333	3.24	7.333	4.31	10.33	1.08
1.350	1.35	4.350	3.23	7.350	4.31	10.35	1.08
1.367	1.35	4.367	3.23	7.367	4.31	10.37	1.08
1.383	1.35	4.383	3.23	7.383	4.31	10.38	1.08
1.400	1.35	4.400	3.23	7.400	4.31	10.40	1.08
1.417	1.35	4.417	3.24	7.417	4.31	10.42	1.08
1.433	1.35	4.433	3.23	7.433	4.31	10.43	1.08
1.450	1.35	4.450	3.23	7.450	4.31	10.45	1.08
1.467	1.35	4.467	3.23	7.467	4.31	10.47	1.08
1.483	1.35	4.483	3.23	7.483	4.31	10.48	1.08
1.500	1.35	4.500	3.24	7.500	4.31	10.50	1.08
1.517	1.35	4.517	4.31	7.517	3.23	10.52	1.08
1.533	1.35	4.533	4.31	7.533	3.23	10.53	1.08
1.550	1.35	4.550	4.31	7.550	3.23	10.55	1.08
1.567	1.35	4.567	4.31	7.567	3.23	10.57	1.08
1.583	1.35	4.583	4.31	7.583	3.24	10.58	1.08
1.600	1.35	4.600	4.31	7.600	3.23	10.60	1.08
1.617	1.35	4.617	4.31	7.617	3.23	10.62	1.08
1.633	1.35	4.633	4.31	7.633	3.23	10.63	1.08
1.650	1.35	4.650	4.31	7.650	3.23	10.65	1.08
1.667	1.35	4.667	4.31	7.667	3.24	10.67	1.08
1.683	1.35	4.683	4.31	7.683	3.23	10.68	1.08
1.700	1.35	4.700	4.31	7.700	3.23	10.70	1.08
1.717	1.35	4.717	4.31	7.717	3.23	10.72	1.08
1.733	1.35	4.733	4.31	7.733	3.23	10.73	1.08
1.750	1.35	4.750	4.31	7.750	3.24	10.75	1.08
1.767	1.35	4.767	4.31	7.767	3.23	10.77	1.08
1.783	1.35	4.783	4.31	7.783	3.23	10.78	1.08
1.800	1.35	4.800	4.31	7.800	3.23	10.80	1.08
1.817	1.35	4.817	4.31	7.817	3.23	10.82	1.08
1.833	1.35	4.833	4.31	7.833	3.24	10.83	1.08

VO6 Model Output Post-development Condition

1.850	1.35	4.850	4.31	7.850	3.23	10.85	1.08
1.867	1.35	4.867	4.31	7.867	3.23	10.87	1.08
1.883	1.35	4.883	4.31	7.883	3.23	10.88	1.08
1.900	1.35	4.900	4.31	7.900	3.23	10.90	1.08
1.917	1.35	4.917	4.31	7.917	3.24	10.92	1.08
1.933	1.35	4.933	4.31	7.933	3.23	10.93	1.08
1.950	1.35	4.950	4.31	7.950	3.23	10.95	1.08
1.967	1.35	4.967	4.31	7.967	3.23	10.97	1.08
1.983	1.35	4.983	4.31	7.983	3.23	10.98	1.08
2.000	1.35	5.000	4.32	8.000	3.23	11.00	1.08
2.017	1.62	5.017	6.47	8.017	1.89	11.02	1.08
2.033	1.62	5.033	6.47	8.033	1.89	11.03	1.08
2.050	1.62	5.050	6.47	8.050	1.89	11.05	1.08
2.067	1.62	5.067	6.47	8.067	1.89	11.07	1.08
2.083	1.62	5.083	6.47	8.083	1.89	11.08	1.08
2.100	1.62	5.100	6.47	8.100	1.89	11.10	1.08
2.117	1.62	5.117	6.47	8.117	1.89	11.12	1.08
2.133	1.62	5.133	6.47	8.133	1.89	11.13	1.08
2.150	1.62	5.150	6.47	8.150	1.89	11.15	1.08
2.167	1.62	5.167	6.47	8.167	1.89	11.17	1.08
2.183	1.62	5.183	6.47	8.183	1.89	11.18	1.08
2.200	1.62	5.200	6.47	8.200	1.89	11.20	1.08
2.217	1.62	5.217	6.47	8.217	1.89	11.22	1.08
2.233	1.62	5.233	6.47	8.233	1.89	11.23	1.08
2.250	1.62	5.250	6.47	8.250	1.89	11.25	1.08
2.267	1.62	5.267	6.47	8.267	1.89	11.27	1.08
2.283	1.62	5.283	6.47	8.283	1.89	11.28	1.08
2.300	1.62	5.300	6.47	8.300	1.89	11.30	1.08
2.317	1.62	5.317	6.47	8.317	1.89	11.32	1.08
2.333	1.62	5.333	6.47	8.333	1.89	11.33	1.08
2.350	1.62	5.350	6.47	8.350	1.89	11.35	1.08
2.367	1.62	5.367	6.47	8.367	1.89	11.37	1.08
2.383	1.62	5.383	6.47	8.383	1.89	11.38	1.08
2.400	1.62	5.400	6.47	8.400	1.89	11.40	1.08
2.417	1.62	5.417	6.47	8.417	1.89	11.42	1.08
2.433	1.62	5.433	6.47	8.433	1.89	11.43	1.08
2.450	1.62	5.450	6.47	8.450	1.89	11.45	1.08
2.467	1.62	5.467	6.47	8.467	1.89	11.47	1.08
2.483	1.62	5.483	6.47	8.483	1.89	11.48	1.08
2.500	1.62	5.500	6.49	8.500	1.89	11.50	1.08
2.517	1.62	5.517	25.88	8.517	1.89	11.52	1.08
2.533	1.62	5.533	25.88	8.533	1.89	11.53	1.08
2.550	1.62	5.550	25.88	8.550	1.89	11.55	1.08
2.567	1.62	5.567	25.88	8.567	1.89	11.57	1.08
2.583	1.62	5.583	25.88	8.583	1.89	11.58	1.08
2.600	1.62	5.600	25.88	8.600	1.89	11.60	1.08
2.617	1.62	5.617	25.88	8.617	1.89	11.62	1.08

VO6 Model Output Post-development Condition

2.633	1.62	5.633	25.88	8.633	1.89	11.63	1.08
2.650	1.62	5.650	25.88	8.650	1.89	11.65	1.08
2.667	1.62	5.667	25.88	8.667	1.89	11.67	1.08
2.683	1.62	5.683	25.88	8.683	1.89	11.68	1.08
2.700	1.62	5.700	25.88	8.700	1.89	11.70	1.08
2.717	1.62	5.717	25.88	8.717	1.89	11.72	1.08
2.733	1.62	5.733	25.88	8.733	1.89	11.73	1.08
2.750	1.62	5.750	25.93	8.750	1.89	11.75	1.08
2.767	1.62	5.767	61.81	8.767	1.89	11.77	1.08
2.783	1.62	5.783	61.81	8.783	1.89	11.78	1.08
2.800	1.62	5.800	61.81	8.800	1.89	11.80	1.08
2.817	1.62	5.817	61.81	8.817	1.89	11.82	1.08
2.833	1.62	5.833	61.86	8.833	1.89	11.83	1.08
2.850	1.62	5.850	106.87	8.850	1.89	11.85	1.08
2.867	1.62	5.867	106.87	8.867	1.89	11.87	1.08
2.883	1.62	5.883	106.87	8.883	1.89	11.88	1.08
2.900	1.62	5.900	106.87	8.900	1.89	11.90	1.08
2.917	1.62	5.917	106.79	8.917	1.89	11.92	1.08
2.933	1.62	5.933	44.87	8.933	1.89	11.93	1.08
2.950	1.62	5.950	44.87	8.950	1.89	11.95	1.08
2.967	1.62	5.967	44.87	8.967	1.89	11.97	1.08
2.983	1.62	5.983	44.87	8.983	1.89	11.98	1.08
3.000	1.62	6.000	44.82	9.000	1.89	12.00	1.08

Max.Eff.Inten.(mm/hr)=	106.85	50.04	
over (min)	5.00	4.00	
Storage Coeff. (min)=	1.03 (ii)	3.47 (ii)	
Unit Hyd. Tpeak (min)=	5.00	4.00	
Unit Hyd. peak (cms)=	0.47	0.31	
			TOTALS
PEAK FLOW (cms)=	0.02	0.00	0.022 (iii)
TIME TO PEAK (hrs)=	5.93	5.95	5.93
RUNOFF VOLUME (mm)=	53.46	27.99	51.67
TOTAL RAINFALL (mm)=	54.46	54.46	54.46
RUNOFF COEFFICIENT =	0.98	0.51	0.95

(i) CN PROCEDURE SELECTED FOR PERVIOUS LOSSES:
CN* = 87.0 Ia = Dep. Storage (Above)
(ii) TIME STEP (DT) SHOULD BE SMALLER OR EQUAL
THAN THE STORAGE COEFFICIENT.
(iii) PEAK FLOW DOES NOT INCLUDE BASEFLOW IF ANY.

| DUHYD (2142)|
| Inlet Cap.= 0.015|

VO6 Model Output Post-development Condition

```
| #of Inlets=     1|
| Total(cms)=   0.0|      AREA     QPEAK     TPEAK    R.V.
--------------------      (ha)     (cms)     (hrs)    (mm)
     TOTAL HYD.(ID= 1):   0.08      0.02      5.93   51.67
     ====================================================
     MAJOR SYS.(ID= 2):   0.00      0.01      5.93   51.67
     MINOR SYS.(ID= 3):   0.08      0.01      5.88   51.67

     NOTE:  PEAK FLOWS DO NOT INCLUDE BASEFLOWS IF ANY.

--------------------------------------------------------------------------------
--------------------
| CALIB            |
| STANDHYD (  0215)|   Area    (ha)=   0.12
|ID= 1 DT= 1.0 min |   Total Imp(%)=  85.00   Dir. Conn.(%)=  85.00
--------------------
                              IMPERVIOUS    PERVIOUS (i)
     Surface Area     (ha)=       0.10         0.02
     Dep. Storage     (mm)=       1.00         5.00
     Average Slope     (%)=       1.00         2.00
     Length            (m)=      28.28        40.00
     Mannings n           =      0.013        0.250

         NOTE:  RAINFALL WAS TRANSFORMED TO   1.0 MIN. TIME STEP.
```

---- TRANSFORMED HYETOGRAPH ----

TIME hrs	RAIN mm/hr	TIME hrs	RAIN mm/hr	TIME hrs	RAIN mm/hr	TIME hrs	RAIN mm/hr
0.017	1.35	3.017	2.16	6.017	9.71	9.02	1.89
0.033	1.35	3.033	2.16	6.033	9.71	9.03	1.89
0.050	1.35	3.050	2.16	6.050	9.71	9.05	1.89
0.067	1.35	3.067	2.16	6.067	9.71	9.07	1.89
0.083	1.35	3.083	2.16	6.083	9.71	9.08	1.89
0.100	1.35	3.100	2.16	6.100	9.71	9.10	1.89
0.117	1.35	3.117	2.16	6.117	9.71	9.12	1.89
0.133	1.35	3.133	2.16	6.133	9.71	9.13	1.89
0.150	1.35	3.150	2.16	6.150	9.71	9.15	1.89
0.167	1.35	3.167	2.16	6.167	9.71	9.17	1.89
0.183	1.35	3.183	2.16	6.183	9.71	9.18	1.89
0.200	1.35	3.200	2.16	6.200	9.71	9.20	1.89
0.217	1.35	3.217	2.16	6.217	9.71	9.22	1.89
0.233	1.35	3.233	2.16	6.233	9.71	9.23	1.89
0.250	1.35	3.250	2.16	6.250	9.71	9.25	1.89
0.267	1.35	3.267	2.16	6.267	9.71	9.27	1.89
0.283	1.35	3.283	2.16	6.283	9.71	9.28	1.89
0.300	1.35	3.300	2.16	6.300	9.71	9.30	1.89

VO6 Model Output Post-development Condition

0.317	1.35	3.317	2.16	6.317	9.71	9.32	1.89
0.333	1.35	3.333	2.16	6.333	9.71	9.33	1.89
0.350	1.35	3.350	2.16	6.350	9.71	9.35	1.89
0.367	1.35	3.367	2.16	6.367	9.71	9.37	1.89
0.383	1.35	3.383	2.16	6.383	9.71	9.38	1.89
0.400	1.35	3.400	2.16	6.400	9.71	9.40	1.89
0.417	1.35	3.417	2.16	6.417	9.71	9.42	1.89
0.433	1.35	3.433	2.16	6.433	9.71	9.43	1.89
0.450	1.35	3.450	2.16	6.450	9.71	9.45	1.89
0.467	1.35	3.467	2.16	6.467	9.71	9.47	1.89
0.483	1.35	3.483	2.16	6.483	9.71	9.48	1.89
0.500	1.35	3.500	2.16	6.500	9.70	9.50	1.89
0.517	1.35	3.517	2.16	6.517	4.31	9.52	1.89
0.533	1.35	3.533	2.16	6.533	4.31	9.53	1.89
0.550	1.35	3.550	2.16	6.550	4.31	9.55	1.89
0.567	1.35	3.567	2.16	6.567	4.31	9.57	1.89
0.583	1.35	3.583	2.16	6.583	4.31	9.58	1.89
0.600	1.35	3.600	2.16	6.600	4.31	9.60	1.89
0.617	1.35	3.617	2.16	6.617	4.31	9.62	1.89
0.633	1.35	3.633	2.16	6.633	4.31	9.63	1.89
0.650	1.35	3.650	2.16	6.650	4.31	9.65	1.89
0.667	1.35	3.667	2.16	6.667	4.31	9.67	1.89
0.683	1.35	3.683	2.16	6.683	4.31	9.68	1.89
0.700	1.35	3.700	2.16	6.700	4.31	9.70	1.89
0.717	1.35	3.717	2.16	6.717	4.31	9.72	1.89
0.733	1.35	3.733	2.16	6.733	4.31	9.73	1.89
0.750	1.35	3.750	2.16	6.750	4.31	9.75	1.89
0.767	1.35	3.767	2.16	6.767	4.31	9.77	1.89
0.783	1.35	3.783	2.16	6.783	4.31	9.78	1.89
0.800	1.35	3.800	2.16	6.800	4.31	9.80	1.89
0.817	1.35	3.817	2.16	6.817	4.31	9.82	1.89
0.833	1.35	3.833	2.16	6.833	4.31	9.83	1.89
0.850	1.35	3.850	2.16	6.850	4.31	9.85	1.89
0.867	1.35	3.867	2.16	6.867	4.31	9.87	1.89
0.883	1.35	3.883	2.16	6.883	4.31	9.88	1.89
0.900	1.35	3.900	2.16	6.900	4.31	9.90	1.89
0.917	1.35	3.917	2.16	6.917	4.31	9.92	1.89
0.933	1.35	3.933	2.16	6.933	4.31	9.93	1.89
0.950	1.35	3.950	2.16	6.950	4.31	9.95	1.89
0.967	1.35	3.967	2.16	6.967	4.31	9.97	1.89
0.983	1.35	3.983	2.16	6.983	4.31	9.98	1.89
1.000	1.35	4.000	2.16	7.000	4.31	10.00	1.89
1.017	1.35	4.017	3.23	7.017	4.31	10.02	1.08
1.033	1.35	4.033	3.23	7.033	4.31	10.03	1.08
1.050	1.35	4.050	3.23	7.050	4.31	10.05	1.08
1.067	1.35	4.067	3.23	7.067	4.31	10.07	1.08
1.083	1.35	4.083	3.23	7.083	4.31	10.08	1.08

VO6 Model Output Post-development Condition

1.100	1.35	4.100	3.24	7.100	4.31	10.10	1.08
1.117	1.35	4.117	3.23	7.117	4.31	10.12	1.08
1.133	1.35	4.133	3.23	7.133	4.31	10.13	1.08
1.150	1.35	4.150	3.23	7.150	4.31	10.15	1.08
1.167	1.35	4.167	3.23	7.167	4.31	10.17	1.08
1.183	1.35	4.183	3.24	7.183	4.31	10.18	1.08
1.200	1.35	4.200	3.23	7.200	4.31	10.20	1.08
1.217	1.35	4.217	3.23	7.217	4.31	10.22	1.08
1.233	1.35	4.233	3.23	7.233	4.31	10.23	1.08
1.250	1.35	4.250	3.23	7.250	4.31	10.25	1.08
1.267	1.35	4.267	3.24	7.267	4.31	10.27	1.08
1.283	1.35	4.283	3.23	7.283	4.31	10.28	1.08
1.300	1.35	4.300	3.23	7.300	4.31	10.30	1.08
1.317	1.35	4.317	3.23	7.317	4.31	10.32	1.08
1.333	1.35	4.333	3.24	7.333	4.31	10.33	1.08
1.350	1.35	4.350	3.23	7.350	4.31	10.35	1.08
1.367	1.35	4.367	3.23	7.367	4.31	10.37	1.08
1.383	1.35	4.383	3.23	7.383	4.31	10.38	1.08
1.400	1.35	4.400	3.23	7.400	4.31	10.40	1.08
1.417	1.35	4.417	3.24	7.417	4.31	10.42	1.08
1.433	1.35	4.433	3.23	7.433	4.31	10.43	1.08
1.450	1.35	4.450	3.23	7.450	4.31	10.45	1.08
1.467	1.35	4.467	3.23	7.467	4.31	10.47	1.08
1.483	1.35	4.483	3.23	7.483	4.31	10.48	1.08
1.500	1.35	4.500	3.24	7.500	4.31	10.50	1.08
1.517	1.35	4.517	4.31	7.517	3.23	10.52	1.08
1.533	1.35	4.533	4.31	7.533	3.23	10.53	1.08
1.550	1.35	4.550	4.31	7.550	3.23	10.55	1.08
1.567	1.35	4.567	4.31	7.567	3.23	10.57	1.08
1.583	1.35	4.583	4.31	7.583	3.24	10.58	1.08
1.600	1.35	4.600	4.31	7.600	3.23	10.60	1.08
1.617	1.35	4.617	4.31	7.617	3.23	10.62	1.08
1.633	1.35	4.633	4.31	7.633	3.23	10.63	1.08
1.650	1.35	4.650	4.31	7.650	3.23	10.65	1.08
1.667	1.35	4.667	4.31	7.667	3.24	10.67	1.08
1.683	1.35	4.683	4.31	7.683	3.23	10.68	1.08
1.700	1.35	4.700	4.31	7.700	3.23	10.70	1.08
1.717	1.35	4.717	4.31	7.717	3.23	10.72	1.08
1.733	1.35	4.733	4.31	7.733	3.23	10.73	1.08
1.750	1.35	4.750	4.31	7.750	3.24	10.75	1.08
1.767	1.35	4.767	4.31	7.767	3.23	10.77	1.08
1.783	1.35	4.783	4.31	7.783	3.23	10.78	1.08
1.800	1.35	4.800	4.31	7.800	3.23	10.80	1.08
1.817	1.35	4.817	4.31	7.817	3.23	10.82	1.08
1.833	1.35	4.833	4.31	7.833	3.24	10.83	1.08
1.850	1.35	4.850	4.31	7.850	3.23	10.85	1.08
1.867	1.35	4.867	4.31	7.867	3.23	10.87	1.08

VO6 Model Output Post-development Condition

1.883	1.35	4.883	4.31	7.883	3.23	10.88	1.08
1.900	1.35	4.900	4.31	7.900	3.23	10.90	1.08
1.917	1.35	4.917	4.31	7.917	3.24	10.92	1.08
1.933	1.35	4.933	4.31	7.933	3.23	10.93	1.08
1.950	1.35	4.950	4.31	7.950	3.23	10.95	1.08
1.967	1.35	4.967	4.31	7.967	3.23	10.97	1.08
1.983	1.35	4.983	4.31	7.983	3.23	10.98	1.08
2.000	1.35	5.000	4.32	8.000	3.23	11.00	1.08
2.017	1.62	5.017	6.47	8.017	1.89	11.02	1.08
2.033	1.62	5.033	6.47	8.033	1.89	11.03	1.08
2.050	1.62	5.050	6.47	8.050	1.89	11.05	1.08
2.067	1.62	5.067	6.47	8.067	1.89	11.07	1.08
2.083	1.62	5.083	6.47	8.083	1.89	11.08	1.08
2.100	1.62	5.100	6.47	8.100	1.89	11.10	1.08
2.117	1.62	5.117	6.47	8.117	1.89	11.12	1.08
2.133	1.62	5.133	6.47	8.133	1.89	11.13	1.08
2.150	1.62	5.150	6.47	8.150	1.89	11.15	1.08
2.167	1.62	5.167	6.47	8.167	1.89	11.17	1.08
2.183	1.62	5.183	6.47	8.183	1.89	11.18	1.08
2.200	1.62	5.200	6.47	8.200	1.89	11.20	1.08
2.217	1.62	5.217	6.47	8.217	1.89	11.22	1.08
2.233	1.62	5.233	6.47	8.233	1.89	11.23	1.08
2.250	1.62	5.250	6.47	8.250	1.89	11.25	1.08
2.267	1.62	5.267	6.47	8.267	1.89	11.27	1.08
2.283	1.62	5.283	6.47	8.283	1.89	11.28	1.08
2.300	1.62	5.300	6.47	8.300	1.89	11.30	1.08
2.317	1.62	5.317	6.47	8.317	1.89	11.32	1.08
2.333	1.62	5.333	6.47	8.333	1.89	11.33	1.08
2.350	1.62	5.350	6.47	8.350	1.89	11.35	1.08
2.367	1.62	5.367	6.47	8.367	1.89	11.37	1.08
2.383	1.62	5.383	6.47	8.383	1.89	11.38	1.08
2.400	1.62	5.400	6.47	8.400	1.89	11.40	1.08
2.417	1.62	5.417	6.47	8.417	1.89	11.42	1.08
2.433	1.62	5.433	6.47	8.433	1.89	11.43	1.08
2.450	1.62	5.450	6.47	8.450	1.89	11.45	1.08
2.467	1.62	5.467	6.47	8.467	1.89	11.47	1.08
2.483	1.62	5.483	6.47	8.483	1.89	11.48	1.08
2.500	1.62	5.500	6.49	8.500	1.89	11.50	1.08
2.517	1.62	5.517	25.88	8.517	1.89	11.52	1.08
2.533	1.62	5.533	25.88	8.533	1.89	11.53	1.08
2.550	1.62	5.550	25.88	8.550	1.89	11.55	1.08
2.567	1.62	5.567	25.88	8.567	1.89	11.57	1.08
2.583	1.62	5.583	25.88	8.583	1.89	11.58	1.08
2.600	1.62	5.600	25.88	8.600	1.89	11.60	1.08
2.617	1.62	5.617	25.88	8.617	1.89	11.62	1.08
2.633	1.62	5.633	25.88	8.633	1.89	11.63	1.08
2.650	1.62	5.650	25.88	8.650	1.89	11.65	1.08

VO6 Model Output Post-development Condition

2.667	1.62	5.667	25.88	8.667	1.89	11.67	1.08
2.683	1.62	5.683	25.88	8.683	1.89	11.68	1.08
2.700	1.62	5.700	25.88	8.700	1.89	11.70	1.08
2.717	1.62	5.717	25.88	8.717	1.89	11.72	1.08
2.733	1.62	5.733	25.88	8.733	1.89	11.73	1.08
2.750	1.62	5.750	25.93	8.750	1.89	11.75	1.08
2.767	1.62	5.767	61.81	8.767	1.89	11.77	1.08
2.783	1.62	5.783	61.81	8.783	1.89	11.78	1.08
2.800	1.62	5.800	61.81	8.800	1.89	11.80	1.08
2.817	1.62	5.817	61.81	8.817	1.89	11.82	1.08
2.833	1.62	5.833	61.86	8.833	1.89	11.83	1.08
2.850	1.62	5.850	106.87	8.850	1.89	11.85	1.08
2.867	1.62	5.867	106.87	8.867	1.89	11.87	1.08
2.883	1.62	5.883	106.87	8.883	1.89	11.88	1.08
2.900	1.62	5.900	106.87	8.900	1.89	11.90	1.08
2.917	1.62	5.917	106.79	8.917	1.89	11.92	1.08
2.933	1.62	5.933	44.87	8.933	1.89	11.93	1.08
2.950	1.62	5.950	44.87	8.950	1.89	11.95	1.08
2.967	1.62	5.967	44.87	8.967	1.89	11.97	1.08
2.983	1.62	5.983	44.87	8.983	1.89	11.98	1.08
3.000	1.62	6.000	44.82	9.000	1.89	12.00	1.08

Max.Eff.Inten.(mm/hr)=	106.85	50.04	
over (min)	5.00	5.00	
Storage Coeff. (min)=	1.17 (ii)	4.60 (ii)	
Unit Hyd. Tpeak (min)=	5.00	5.00	
Unit Hyd. peak (cms)=	0.45	0.24	
			TOTALS
PEAK FLOW (cms)=	0.03	0.00	0.031 (iii)
TIME TO PEAK (hrs)=	5.93	5.97	5.93
RUNOFF VOLUME (mm)=	53.46	27.99	49.63
TOTAL RAINFALL (mm)=	54.46	54.46	54.46
RUNOFF COEFFICIENT =	0.98	0.51	0.91

(i) CN PROCEDURE SELECTED FOR PERVIOUS LOSSES:
CN* = 87.0 Ia = Dep. Storage (Above)
(ii) TIME STEP (DT) SHOULD BE SMALLER OR EQUAL
THAN THE STORAGE COEFFICIENT.
(iii) PEAK FLOW DOES NOT INCLUDE BASEFLOW IF ANY.

```
--------------------------------------------------------------------------------
--------------------
| DUHYD    (  2152)|
| Inlet Cap.= 0.021|
| #of Inlets=     1|
| Total(cms)=   0.0|      AREA     QPEAK     TPEAK    R.V.
```

VO6 Model Output Post-development Condition

```
--------------------        (ha)      (cms)      (hrs)     (mm)
     TOTAL HYD.(ID= 1):    0.12       0.03       5.93    49.63
     ====================================================
     MAJOR SYS.(ID= 2):    0.01       0.01       5.93    49.63
     MINOR SYS.(ID= 3):    0.11       0.02       5.88    49.63

     NOTE:  PEAK FLOWS DO NOT INCLUDE BASEFLOWS IF ANY.

--------------------------------------------------------------------------------

--------------------
| ADD HYD  (  2003)|
|   1 +  2 =  3    |          AREA    QPEAK    TPEAK     R.V.
--------------------          (ha)    (cms)    (hrs)     (mm)
        ID1= 1 (  2142):      0.00   0.007     5.93    51.67
      + ID2= 2 (  2152):      0.01   0.010     5.93    49.63
        ====================================================
        ID = 3 (  2003):      0.01   0.016     5.93    50.42

     NOTE:  PEAK FLOWS DO NOT INCLUDE BASEFLOWS IF ANY.
--------------------------------------------------------------------------------
--------------------
| CALIB            |
| STANDHYD (  0205)|   Area    (ha)=   0.20
|ID= 1 DT= 1.0 min |   Total Imp(%)=  70.00   Dir. Conn.(%)=  70.00
--------------------
                              IMPERVIOUS    PERVIOUS (i)
     Surface Area     (ha)=       0.14         0.06
     Dep. Storage     (mm)=       1.00         5.00
     Average Slope     (%)=       1.00         2.00
     Length            (m)=      36.15        40.00
     Mannings n           =      0.013        0.250

         NOTE:  RAINFALL WAS TRANSFORMED TO   1.0 MIN. TIME STEP.


                         ---- TRANSFORMED HYETOGRAPH ----
              TIME    RAIN |  TIME    RAIN |'  TIME    RAIN |  TIME    RAIN
               hrs   mm/hr |   hrs   mm/hr |'   hrs   mm/hr |   hrs   mm/hr
             0.017    1.35 | 3.017    2.16 | 6.017    9.71 |  9.02    1.89
             0.033    1.35 | 3.033    2.16 | 6.033    9.71 |  9.03    1.89
             0.050    1.35 | 3.050    2.16 | 6.050    9.71 |  9.05    1.89
             0.067    1.35 | 3.067    2.16 | 6.067    9.71 |  9.07    1.89
             0.083    1.35 | 3.083    2.16 | 6.083    9.71 |  9.08    1.89
             0.100    1.35 | 3.100    2.16 | 6.100    9.71 |  9.10    1.89
             0.117    1.35 | 3.117    2.16 | 6.117    9.71 |  9.12    1.89
             0.133    1.35 | 3.133    2.16 | 6.133    9.71 |  9.13    1.89
```

VO6 Model Output Post-development Condition

0.150	1.35	3.150	2.16	6.150	9.71	9.15	1.89
0.167	1.35	3.167	2.16	6.167	9.71	9.17	1.89
0.183	1.35	3.183	2.16	6.183	9.71	9.18	1.89
0.200	1.35	3.200	2.16	6.200	9.71	9.20	1.89
0.217	1.35	3.217	2.16	6.217	9.71	9.22	1.89
0.233	1.35	3.233	2.16	6.233	9.71	9.23	1.89
0.250	1.35	3.250	2.16	6.250	9.71	9.25	1.89
0.267	1.35	3.267	2.16	6.267	9.71	9.27	1.89
0.283	1.35	3.283	2.16	6.283	9.71	9.28	1.89
0.300	1.35	3.300	2.16	6.300	9.71	9.30	1.89
0.317	1.35	3.317	2.16	6.317	9.71	9.32	1.89
0.333	1.35	3.333	2.16	6.333	9.71	9.33	1.89
0.350	1.35	3.350	2.16	6.350	9.71	9.35	1.89
0.367	1.35	3.367	2.16	6.367	9.71	9.37	1.89
0.383	1.35	3.383	2.16	6.383	9.71	9.38	1.89
0.400	1.35	3.400	2.16	6.400	9.71	9.40	1.89
0.417	1.35	3.417	2.16	6.417	9.71	9.42	1.89
0.433	1.35	3.433	2.16	6.433	9.71	9.43	1.89
0.450	1.35	3.450	2.16	6.450	9.71	9.45	1.89
0.467	1.35	3.467	2.16	6.467	9.71	9.47	1.89
0.483	1.35	3.483	2.16	6.483	9.71	9.48	1.89
0.500	1.35	3.500	2.16	6.500	9.70	9.50	1.89
0.517	1.35	3.517	2.16	6.517	4.31	9.52	1.89
0.533	1.35	3.533	2.16	6.533	4.31	9.53	1.89
0.550	1.35	3.550	2.16	6.550	4.31	9.55	1.89
0.567	1.35	3.567	2.16	6.567	4.31	9.57	1.89
0.583	1.35	3.583	2.16	6.583	4.31	9.58	1.89
0.600	1.35	3.600	2.16	6.600	4.31	9.60	1.89
0.617	1.35	3.617	2.16	6.617	4.31	9.62	1.89
0.633	1.35	3.633	2.16	6.633	4.31	9.63	1.89
0.650	1.35	3.650	2.16	6.650	4.31	9.65	1.89
0.667	1.35	3.667	2.16	6.667	4.31	9.67	1.89
0.683	1.35	3.683	2.16	6.683	4.31	9.68	1.89
0.700	1.35	3.700	2.16	6.700	4.31	9.70	1.89
0.717	1.35	3.717	2.16	6.717	4.31	9.72	1.89
0.733	1.35	3.733	2.16	6.733	4.31	9.73	1.89
0.750	1.35	3.750	2.16	6.750	4.31	9.75	1.89
0.767	1.35	3.767	2.16	6.767	4.31	9.77	1.89
0.783	1.35	3.783	2.16	6.783	4.31	9.78	1.89
0.800	1.35	3.800	2.16	6.800	4.31	9.80	1.89
0.817	1.35	3.817	2.16	6.817	4.31	9.82	1.89
0.833	1.35	3.833	2.16	6.833	4.31	9.83	1.89
0.850	1.35	3.850	2.16	6.850	4.31	9.85	1.89
0.867	1.35	3.867	2.16	6.867	4.31	9.87	1.89
0.883	1.35	3.883	2.16	6.883	4.31	9.88	1.89
0.900	1.35	3.900	2.16	6.900	4.31	9.90	1.89
0.917	1.35	3.917	2.16	6.917	4.31	9.92	1.89

VO6 Model Output Post-development Condition

0.933	1.35	3.933	2.16	6.933	4.31	9.93	1.89
0.950	1.35	3.950	2.16	6.950	4.31	9.95	1.89
0.967	1.35	3.967	2.16	6.967	4.31	9.97	1.89
0.983	1.35	3.983	2.16	6.983	4.31	9.98	1.89
1.000	1.35	4.000	2.16	7.000	4.31	10.00	1.89
1.017	1.35	4.017	3.23	7.017	4.31	10.02	1.08
1.033	1.35	4.033	3.23	7.033	4.31	10.03	1.08
1.050	1.35	4.050	3.23	7.050	4.31	10.05	1.08
1.067	1.35	4.067	3.23	7.067	4.31	10.07	1.08
1.083	1.35	4.083	3.23	7.083	4.31	10.08	1.08
1.100	1.35	4.100	3.24	7.100	4.31	10.10	1.08
1.117	1.35	4.117	3.23	7.117	4.31	10.12	1.08
1.133	1.35	4.133	3.23	7.133	4.31	10.13	1.08
1.150	1.35	4.150	3.23	7.150	4.31	10.15	1.08
1.167	1.35	4.167	3.23	7.167	4.31	10.17	1.08
1.183	1.35	4.183	3.24	7.183	4.31	10.18	1.08
1.200	1.35	4.200	3.23	7.200	4.31	10.20	1.08
1.217	1.35	4.217	3.23	7.217	4.31	10.22	1.08
1.233	1.35	4.233	3.23	7.233	4.31	10.23	1.08
1.250	1.35	4.250	3.23	7.250	4.31	10.25	1.08
1.267	1.35	4.267	3.24	7.267	4.31	10.27	1.08
1.283	1.35	4.283	3.23	7.283	4.31	10.28	1.08
1.300	1.35	4.300	3.23	7.300	4.31	10.30	1.08
1.317	1.35	4.317	3.23	7.317	4.31	10.32	1.08
1.333	1.35	4.333	3.24	7.333	4.31	10.33	1.08
1.350	1.35	4.350	3.23	7.350	4.31	10.35	1.08
1.367	1.35	4.367	3.23	7.367	4.31	10.37	1.08
1.383	1.35	4.383	3.23	7.383	4.31	10.38	1.08
1.400	1.35	4.400	3.23	7.400	4.31	10.40	1.08
1.417	1.35	4.417	3.24	7.417	4.31	10.42	1.08
1.433	1.35	4.433	3.23	7.433	4.31	10.43	1.08
1.450	1.35	4.450	3.23	7.450	4.31	10.45	1.08
1.467	1.35	4.467	3.23	7.467	4.31	10.47	1.08
1.483	1.35	4.483	3.23	7.483	4.31	10.48	1.08
1.500	1.35	4.500	3.24	7.500	4.31	10.50	1.08
1.517	1.35	4.517	4.31	7.517	3.23	10.52	1.08
1.533	1.35	4.533	4.31	7.533	3.23	10.53	1.08
1.550	1.35	4.550	4.31	7.550	3.23	10.55	1.08
1.567	1.35	4.567	4.31	7.567	3.23	10.57	1.08
1.583	1.35	4.583	4.31	7.583	3.24	10.58	1.08
1.600	1.35	4.600	4.31	7.600	3.23	10.60	1.08
1.617	1.35	4.617	4.31	7.617	3.23	10.62	1.08
1.633	1.35	4.633	4.31	7.633	3.23	10.63	1.08
1.650	1.35	4.650	4.31	7.650	3.23	10.65	1.08
1.667	1.35	4.667	4.31	7.667	3.24	10.67	1.08
1.683	1.35	4.683	4.31	7.683	3.23	10.68	1.08
1.700	1.35	4.700	4.31	7.700	3.23	10.70	1.08

VO6 Model Output Post-development Condition

1.717	1.35	4.717	4.31	7.717	3.23	10.72	1.08
1.733	1.35	4.733	4.31	7.733	3.23	10.73	1.08
1.750	1.35	4.750	4.31	7.750	3.24	10.75	1.08
1.767	1.35	4.767	4.31	7.767	3.23	10.77	1.08
1.783	1.35	4.783	4.31	7.783	3.23	10.78	1.08
1.800	1.35	4.800	4.31	7.800	3.23	10.80	1.08
1.817	1.35	4.817	4.31	7.817	3.23	10.82	1.08
1.833	1.35	4.833	4.31	7.833	3.24	10.83	1.08
1.850	1.35	4.850	4.31	7.850	3.23	10.85	1.08
1.867	1.35	4.867	4.31	7.867	3.23	10.87	1.08
1.883	1.35	4.883	4.31	7.883	3.23	10.88	1.08
1.900	1.35	4.900	4.31	7.900	3.23	10.90	1.08
1.917	1.35	4.917	4.31	7.917	3.24	10.92	1.08
1.933	1.35	4.933	4.31	7.933	3.23	10.93	1.08
1.950	1.35	4.950	4.31	7.950	3.23	10.95	1.08
1.967	1.35	4.967	4.31	7.967	3.23	10.97	1.08
1.983	1.35	4.983	4.31	7.983	3.23	10.98	1.08
2.000	1.35	5.000	4.32	8.000	3.23	11.00	1.08
2.017	1.62	5.017	6.47	8.017	1.89	11.02	1.08
2.033	1.62	5.033	6.47	8.033	1.89	11.03	1.08
2.050	1.62	5.050	6.47	8.050	1.89	11.05	1.08
2.067	1.62	5.067	6.47	8.067	1.89	11.07	1.08
2.083	1.62	5.083	6.47	8.083	1.89	11.08	1.08
2.100	1.62	5.100	6.47	8.100	1.89	11.10	1.08
2.117	1.62	5.117	6.47	8.117	1.89	11.12	1.08
2.133	1.62	5.133	6.47	8.133	1.89	11.13	1.08
2.150	1.62	5.150	6.47	8.150	1.89	11.15	1.08
2.167	1.62	5.167	6.47	8.167	1.89	11.17	1.08
2.183	1.62	5.183	6.47	8.183	1.89	11.18	1.08
2.200	1.62	5.200	6.47	8.200	1.89	11.20	1.08
2.217	1.62	5.217	6.47	8.217	1.89	11.22	1.08
2.233	1.62	5.233	6.47	8.233	1.89	11.23	1.08
2.250	1.62	5.250	6.47	8.250	1.89	11.25	1.08
2.267	1.62	5.267	6.47	8.267	1.89	11.27	1.08
2.283	1.62	5.283	6.47	8.283	1.89	11.28	1.08
2.300	1.62	5.300	6.47	8.300	1.89	11.30	1.08
2.317	1.62	5.317	6.47	8.317	1.89	11.32	1.08
2.333	1.62	5.333	6.47	8.333	1.89	11.33	1.08
2.350	1.62	5.350	6.47	8.350	1.89	11.35	1.08
2.367	1.62	5.367	6.47	8.367	1.89	11.37	1.08
2.383	1.62	5.383	6.47	8.383	1.89	11.38	1.08
2.400	1.62	5.400	6.47	8.400	1.89	11.40	1.08
2.417	1.62	5.417	6.47	8.417	1.89	11.42	1.08
2.433	1.62	5.433	6.47	8.433	1.89	11.43	1.08
2.450	1.62	5.450	6.47	8.450	1.89	11.45	1.08
2.467	1.62	5.467	6.47	8.467	1.89	11.47	1.08
2.483	1.62	5.483	6.47	8.483	1.89	11.48	1.08

VO6 Model Output Post-development Condition

2.500	1.62	5.500	6.49	8.500	1.89	11.50	1.08
2.517	1.62	5.517	25.88	8.517	1.89	11.52	1.08
2.533	1.62	5.533	25.88	8.533	1.89	11.53	1.08
2.550	1.62	5.550	25.88	8.550	1.89	11.55	1.08
2.567	1.62	5.567	25.88	8.567	1.89	11.57	1.08
2.583	1.62	5.583	25.88	8.583	1.89	11.58	1.08
2.600	1.62	5.600	25.88	8.600	1.89	11.60	1.08
2.617	1.62	5.617	25.88	8.617	1.89	11.62	1.08
2.633	1.62	5.633	25.88	8.633	1.89	11.63	1.08
2.650	1.62	5.650	25.88	8.650	1.89	11.65	1.08
2.667	1.62	5.667	25.88	8.667	1.89	11.67	1.08
2.683	1.62	5.683	25.88	8.683	1.89	11.68	1.08
2.700	1.62	5.700	25.88	8.700	1.89	11.70	1.08
2.717	1.62	5.717	25.88	8.717	1.89	11.72	1.08
2.733	1.62	5.733	25.88	8.733	1.89	11.73	1.08
2.750	1.62	5.750	25.93	8.750	1.89	11.75	1.08
2.767	1.62	5.767	61.81	8.767	1.89	11.77	1.08
2.783	1.62	5.783	61.81	8.783	1.89	11.78	1.08
2.800	1.62	5.800	61.81	8.800	1.89	11.80	1.08
2.817	1.62	5.817	61.81	8.817	1.89	11.82	1.08
2.833	1.62	5.833	61.86	8.833	1.89	11.83	1.08
2.850	1.62	5.850	106.87	8.850	1.89	11.85	1.08
2.867	1.62	5.867	106.87	8.867	1.89	11.87	1.08
2.883	1.62	5.883	106.87	8.883	1.89	11.88	1.08
2.900	1.62	5.900	106.87	8.900	1.89	11.90	1.08
2.917	1.62	5.917	106.79	8.917	1.89	11.92	1.08
2.933	1.62	5.933	44.87	8.933	1.89	11.93	1.08
2.950	1.62	5.950	44.87	8.950	1.89	11.95	1.08
2.967	1.62	5.967	44.87	8.967	1.89	11.97	1.08
2.983	1.62	5.983	44.87	8.983	1.89	11.98	1.08
3.000	1.62	6.000	44.82	9.000	1.89	12.00	1.08

Max.Eff.Inten.(mm/hr)=	106.85	50.04	
over (min)	5.00	7.00	
Storage Coeff. (min)=	1.35 (ii)	6.25 (ii)	
Unit Hyd. Tpeak (min)=	5.00	7.00	
Unit Hyd. peak (cms)=	0.43	0.17	
			TOTALS
PEAK FLOW (cms)=	0.04	0.01	0.043 (iii)
TIME TO PEAK (hrs)=	5.93	6.00	5.93
RUNOFF VOLUME (mm)=	53.46	27.99	45.80
TOTAL RAINFALL (mm)=	54.46	54.46	54.46
RUNOFF COEFFICIENT =	0.98	0.51	0.84

(i) CN PROCEDURE SELECTED FOR PERVIOUS LOSSES:
CN* = 87.0 Ia = Dep. Storage (Above)

VO6 Model Output Post-development Condition

```
      (ii) TIME STEP (DT) SHOULD BE SMALLER OR EQUAL
           THAN THE STORAGE COEFFICIENT.
     (iii) PEAK FLOW DOES NOT INCLUDE BASEFLOW IF ANY.

--------------------------------------------------------------------------------
--------------------
| CALIB            |
| STANDHYD (  0201)|   Area    (ha)=   0.50
|ID= 1 DT= 5.0 min |   Total Imp(%)=  85.00   Dir. Conn.(%)=  85.00
--------------------
                              IMPERVIOUS    PERVIOUS (i)
     Surface Area     (ha)=       0.42         0.07
     Dep. Storage     (mm)=       1.00         5.00
     Average Slope     (%)=       1.00         2.00
     Length            (m)=      57.45        40.00
     Mannings n           =      0.013        0.250

     Max.Eff.Inten.(mm/hr)=     106.87        50.04
                over (min)        5.00        10.00
     Storage Coeff.  (min)=       1.78 (ii)    5.22 (ii)
     Unit Hyd. Tpeak (min)=       5.00        10.00
     Unit Hyd. peak  (cms)=       0.32         0.16
                                                            *TOTALS*
     PEAK FLOW       (cms)=       0.12         0.01          0.129 (iii)
     TIME TO PEAK    (hrs)=       5.92         6.00           5.92
     RUNOFF VOLUME    (mm)=      53.46        27.99          49.63
     TOTAL RAINFALL   (mm)=      54.46        54.46          54.46
     RUNOFF COEFFICIENT   =       0.98         0.51           0.91


       (i) CN PROCEDURE SELECTED FOR PERVIOUS LOSSES:
            CN*  =  87.0    Ia = Dep. Storage  (Above)
      (ii) TIME STEP (DT) SHOULD BE SMALLER OR EQUAL
           THAN THE STORAGE COEFFICIENT.
     (iii) PEAK FLOW DOES NOT INCLUDE BASEFLOW IF ANY.

--------------------------------------------------------------------------------
--------------------
| RESERVOIR(  2011)|     OVERFLOW IS OFF
| IN= 2---> OUT= 1 |
| DT=  1.0 min     |     OUTFLOW    STORAGE   |  OUTFLOW    STORAGE
--------------------      (cms)     (ha.m.)   |   (cms)     (ha.m.)
                          0.0000     0.0000   |   0.0610      0.0190

                                AREA     QPEAK     TPEAK       R.V.
                                (ha)     (cms)     (hrs)       (mm)
```

VO6 Model Output Post-development Condition

```
INFLOW : ID= 2 (  0201)      0.495      0.129      5.92      49.63
OUTFLOW: ID= 1 (  2011)      0.495      0.031      6.07      49.47

                PEAK   FLOW   REDUCTION [Qout/Qin](%)= 24.09
                TIME SHIFT OF PEAK FLOW         (min)=  9.00
                MAXIMUM  STORAGE   USED       (ha.m.)=  0.0097

--------------------------------------------------------------------------------
--------------------
| CALIB            |
| STANDHYD (  0207)|   Area    (ha)=   0.15
|ID= 1 DT= 1.0 min |   Total Imp(%)=  70.00   Dir. Conn.(%)=  70.00
--------------------
                             IMPERVIOUS    PERVIOUS (i)
     Surface Area     (ha)=       0.10         0.04
     Dep. Storage     (mm)=       1.00         5.00
     Average Slope     (%)=       1.00         2.00
     Length            (m)=      31.30        40.00
     Mannings n           =      0.013        0.250

         NOTE:  RAINFALL WAS TRANSFORMED TO   1.0 MIN. TIME STEP.


                          ---- TRANSFORMED HYETOGRAPH ----
              TIME    RAIN |  TIME    RAIN |'  TIME    RAIN |  TIME    RAIN
               hrs   mm/hr |   hrs   mm/hr |'   hrs   mm/hr |   hrs   mm/hr
             0.017    1.35 | 3.017    2.16 | 6.017    9.71 |  9.02    1.89
             0.033    1.35 | 3.033    2.16 | 6.033    9.71 |  9.03    1.89
             0.050    1.35 | 3.050    2.16 | 6.050    9.71 |  9.05    1.89
             0.067    1.35 | 3.067    2.16 | 6.067    9.71 |  9.07    1.89
             0.083    1.35 | 3.083    2.16 | 6.083    9.71 |  9.08    1.89
             0.100    1.35 | 3.100    2.16 | 6.100    9.71 |  9.10    1.89
             0.117    1.35 | 3.117    2.16 | 6.117    9.71 |  9.12    1.89
             0.133    1.35 | 3.133    2.16 | 6.133    9.71 |  9.13    1.89
             0.150    1.35 | 3.150    2.16 | 6.150    9.71 |  9.15    1.89
             0.167    1.35 | 3.167    2.16 | 6.167    9.71 |  9.17    1.89
             0.183    1.35 | 3.183    2.16 | 6.183    9.71 |  9.18    1.89
             0.200    1.35 | 3.200    2.16 | 6.200    9.71 |  9.20    1.89
             0.217    1.35 | 3.217    2.16 | 6.217    9.71 |  9.22    1.89
             0.233    1.35 | 3.233    2.16 | 6.233    9.71 |  9.23    1.89
             0.250    1.35 | 3.250    2.16 | 6.250    9.71 |  9.25    1.89
             0.267    1.35 | 3.267    2.16 | 6.267    9.71 |  9.27    1.89
             0.283    1.35 | 3.283    2.16 | 6.283    9.71 |  9.28    1.89
             0.300    1.35 | 3.300    2.16 | 6.300    9.71 |  9.30    1.89
             0.317    1.35 | 3.317    2.16 | 6.317    9.71 |  9.32    1.89
             0.333    1.35 | 3.333    2.16 | 6.333    9.71 |  9.33    1.89
             0.350    1.35 | 3.350    2.16 | 6.350    9.71 |  9.35    1.89
```

VO6 Model Output Post-development Condition

0.367	1.35	3.367	2.16	6.367	9.71	9.37	1.89
0.383	1.35	3.383	2.16	6.383	9.71	9.38	1.89
0.400	1.35	3.400	2.16	6.400	9.71	9.40	1.89
0.417	1.35	3.417	2.16	6.417	9.71	9.42	1.89
0.433	1.35	3.433	2.16	6.433	9.71	9.43	1.89
0.450	1.35	3.450	2.16	6.450	9.71	9.45	1.89
0.467	1.35	3.467	2.16	6.467	9.71	9.47	1.89
0.483	1.35	3.483	2.16	6.483	9.71	9.48	1.89
0.500	1.35	3.500	2.16	6.500	9.70	9.50	1.89
0.517	1.35	3.517	2.16	6.517	4.31	9.52	1.89
0.533	1.35	3.533	2.16	6.533	4.31	9.53	1.89
0.550	1.35	3.550	2.16	6.550	4.31	9.55	1.89
0.567	1.35	3.567	2.16	6.567	4.31	9.57	1.89
0.583	1.35	3.583	2.16	6.583	4.31	9.58	1.89
0.600	1.35	3.600	2.16	6.600	4.31	9.60	1.89
0.617	1.35	3.617	2.16	6.617	4.31	9.62	1.89
0.633	1.35	3.633	2.16	6.633	4.31	9.63	1.89
0.650	1.35	3.650	2.16	6.650	4.31	9.65	1.89
0.667	1.35	3.667	2.16	6.667	4.31	9.67	1.89
0.683	1.35	3.683	2.16	6.683	4.31	9.68	1.89
0.700	1.35	3.700	2.16	6.700	4.31	9.70	1.89
0.717	1.35	3.717	2.16	6.717	4.31	9.72	1.89
0.733	1.35	3.733	2.16	6.733	4.31	9.73	1.89
0.750	1.35	3.750	2.16	6.750	4.31	9.75	1.89
0.767	1.35	3.767	2.16	6.767	4.31	9.77	1.89
0.783	1.35	3.783	2.16	6.783	4.31	9.78	1.89
0.800	1.35	3.800	2.16	6.800	4.31	9.80	1.89
0.817	1.35	3.817	2.16	6.817	4.31	9.82	1.89
0.833	1.35	3.833	2.16	6.833	4.31	9.83	1.89
0.850	1.35	3.850	2.16	6.850	4.31	9.85	1.89
0.867	1.35	3.867	2.16	6.867	4.31	9.87	1.89
0.883	1.35	3.883	2.16	6.883	4.31	9.88	1.89
0.900	1.35	3.900	2.16	6.900	4.31	9.90	1.89
0.917	1.35	3.917	2.16	6.917	4.31	9.92	1.89
0.933	1.35	3.933	2.16	6.933	4.31	9.93	1.89
0.950	1.35	3.950	2.16	6.950	4.31	9.95	1.89
0.967	1.35	3.967	2.16	6.967	4.31	9.97	1.89
0.983	1.35	3.983	2.16	6.983	4.31	9.98	1.89
1.000	1.35	4.000	2.16	7.000	4.31	10.00	1.89
1.017	1.35	4.017	3.23	7.017	4.31	10.02	1.08
1.033	1.35	4.033	3.23	7.033	4.31	10.03	1.08
1.050	1.35	4.050	3.23	7.050	4.31	10.05	1.08
1.067	1.35	4.067	3.23	7.067	4.31	10.07	1.08
1.083	1.35	4.083	3.23	7.083	4.31	10.08	1.08
1.100	1.35	4.100	3.24	7.100	4.31	10.10	1.08
1.117	1.35	4.117	3.23	7.117	4.31	10.12	1.08
1.133	1.35	4.133	3.23	7.133	4.31	10.13	1.08

VO6 Model Output Post-development Condition

1.150	1.35	4.150	3.23	7.150	4.31	10.15	1.08
1.167	1.35	4.167	3.23	7.167	4.31	10.17	1.08
1.183	1.35	4.183	3.24	7.183	4.31	10.18	1.08
1.200	1.35	4.200	3.23	7.200	4.31	10.20	1.08
1.217	1.35	4.217	3.23	7.217	4.31	10.22	1.08
1.233	1.35	4.233	3.23	7.233	4.31	10.23	1.08
1.250	1.35	4.250	3.23	7.250	4.31	10.25	1.08
1.267	1.35	4.267	3.24	7.267	4.31	10.27	1.08
1.283	1.35	4.283	3.23	7.283	4.31	10.28	1.08
1.300	1.35	4.300	3.23	7.300	4.31	10.30	1.08
1.317	1.35	4.317	3.23	7.317	4.31	10.32	1.08
1.333	1.35	4.333	3.24	7.333	4.31	10.33	1.08
1.350	1.35	4.350	3.23	7.350	4.31	10.35	1.08
1.367	1.35	4.367	3.23	7.367	4.31	10.37	1.08
1.383	1.35	4.383	3.23	7.383	4.31	10.38	1.08
1.400	1.35	4.400	3.23	7.400	4.31	10.40	1.08
1.417	1.35	4.417	3.24	7.417	4.31	10.42	1.08
1.433	1.35	4.433	3.23	7.433	4.31	10.43	1.08
1.450	1.35	4.450	3.23	7.450	4.31	10.45	1.08
1.467	1.35	4.467	3.23	7.467	4.31	10.47	1.08
1.483	1.35	4.483	3.23	7.483	4.31	10.48	1.08
1.500	1.35	4.500	3.24	7.500	4.31	10.50	1.08
1.517	1.35	4.517	4.31	7.517	3.23	10.52	1.08
1.533	1.35	4.533	4.31	7.533	3.23	10.53	1.08
1.550	1.35	4.550	4.31	7.550	3.23	10.55	1.08
1.567	1.35	4.567	4.31	7.567	3.23	10.57	1.08
1.583	1.35	4.583	4.31	7.583	3.24	10.58	1.08
1.600	1.35	4.600	4.31	7.600	3.23	10.60	1.08
1.617	1.35	4.617	4.31	7.617	3.23	10.62	1.08
1.633	1.35	4.633	4.31	7.633	3.23	10.63	1.08
1.650	1.35	4.650	4.31	7.650	3.23	10.65	1.08
1.667	1.35	4.667	4.31	7.667	3.24	10.67	1.08
1.683	1.35	4.683	4.31	7.683	3.23	10.68	1.08
1.700	1.35	4.700	4.31	7.700	3.23	10.70	1.08
1.717	1.35	4.717	4.31	7.717	3.23	10.72	1.08
1.733	1.35	4.733	4.31	7.733	3.23	10.73	1.08
1.750	1.35	4.750	4.31	7.750	3.24	10.75	1.08
1.767	1.35	4.767	4.31	7.767	3.23	10.77	1.08
1.783	1.35	4.783	4.31	7.783	3.23	10.78	1.08
1.800	1.35	4.800	4.31	7.800	3.23	10.80	1.08
1.817	1.35	4.817	4.31	7.817	3.23	10.82	1.08
1.833	1.35	4.833	4.31	7.833	3.24	10.83	1.08
1.850	1.35	4.850	4.31	7.850	3.23	10.85	1.08
1.867	1.35	4.867	4.31	7.867	3.23	10.87	1.08
1.883	1.35	4.883	4.31	7.883	3.23	10.88	1.08
1.900	1.35	4.900	4.31	7.900	3.23	10.90	1.08
1.917	1.35	4.917	4.31	7.917	3.24	10.92	1.08

VO6 Model Output Post-development Condition

1.933	1.35	4.933	4.31	7.933	3.23	10.93	1.08
1.950	1.35	4.950	4.31	7.950	3.23	10.95	1.08
1.967	1.35	4.967	4.31	7.967	3.23	10.97	1.08
1.983	1.35	4.983	4.31	7.983	3.23	10.98	1.08
2.000	1.35	5.000	4.32	8.000	3.23	11.00	1.08
2.017	1.62	5.017	6.47	8.017	1.89	11.02	1.08
2.033	1.62	5.033	6.47	8.033	1.89	11.03	1.08
2.050	1.62	5.050	6.47	8.050	1.89	11.05	1.08
2.067	1.62	5.067	6.47	8.067	1.89	11.07	1.08
2.083	1.62	5.083	6.47	8.083	1.89	11.08	1.08
2.100	1.62	5.100	6.47	8.100	1.89	11.10	1.08
2.117	1.62	5.117	6.47	8.117	1.89	11.12	1.08
2.133	1.62	5.133	6.47	8.133	1.89	11.13	1.08
2.150	1.62	5.150	6.47	8.150	1.89	11.15	1.08
2.167	1.62	5.167	6.47	8.167	1.89	11.17	1.08
2.183	1.62	5.183	6.47	8.183	1.89	11.18	1.08
2.200	1.62	5.200	6.47	8.200	1.89	11.20	1.08
2.217	1.62	5.217	6.47	8.217	1.89	11.22	1.08
2.233	1.62	5.233	6.47	8.233	1.89	11.23	1.08
2.250	1.62	5.250	6.47	8.250	1.89	11.25	1.08
2.267	1.62	5.267	6.47	8.267	1.89	11.27	1.08
2.283	1.62	5.283	6.47	8.283	1.89	11.28	1.08
2.300	1.62	5.300	6.47	8.300	1.89	11.30	1.08
2.317	1.62	5.317	6.47	8.317	1.89	11.32	1.08
2.333	1.62	5.333	6.47	8.333	1.89	11.33	1.08
2.350	1.62	5.350	6.47	8.350	1.89	11.35	1.08
2.367	1.62	5.367	6.47	8.367	1.89	11.37	1.08
2.383	1.62	5.383	6.47	8.383	1.89	11.38	1.08
2.400	1.62	5.400	6.47	8.400	1.89	11.40	1.08
2.417	1.62	5.417	6.47	8.417	1.89	11.42	1.08
2.433	1.62	5.433	6.47	8.433	1.89	11.43	1.08
2.450	1.62	5.450	6.47	8.450	1.89	11.45	1.08
2.467	1.62	5.467	6.47	8.467	1.89	11.47	1.08
2.483	1.62	5.483	6.47	8.483	1.89	11.48	1.08
2.500	1.62	5.500	6.49	8.500	1.89	11.50	1.08
2.517	1.62	5.517	25.88	8.517	1.89	11.52	1.08
2.533	1.62	5.533	25.88	8.533	1.89	11.53	1.08
2.550	1.62	5.550	25.88	8.550	1.89	11.55	1.08
2.567	1.62	5.567	25.88	8.567	1.89	11.57	1.08
2.583	1.62	5.583	25.88	8.583	1.89	11.58	1.08
2.600	1.62	5.600	25.88	8.600	1.89	11.60	1.08
2.617	1.62	5.617	25.88	8.617	1.89	11.62	1.08
2.633	1.62	5.633	25.88	8.633	1.89	11.63	1.08
2.650	1.62	5.650	25.88	8.650	1.89	11.65	1.08
2.667	1.62	5.667	25.88	8.667	1.89	11.67	1.08
2.683	1.62	5.683	25.88	8.683	1.89	11.68	1.08
2.700	1.62	5.700	25.88	8.700	1.89	11.70	1.08

2.717	1.62	5.717	25.88	8.717	1.89	11.72	1.08
2.733	1.62	5.733	25.88	8.733	1.89	11.73	1.08
2.750	1.62	5.750	25.93	8.750	1.89	11.75	1.08
2.767	1.62	5.767	61.81	8.767	1.89	11.77	1.08
2.783	1.62	5.783	61.81	8.783	1.89	11.78	1.08
2.800	1.62	5.800	61.81	8.800	1.89	11.80	1.08
2.817	1.62	5.817	61.81	8.817	1.89	11.82	1.08
2.833	1.62	5.833	61.86	8.833	1.89	11.83	1.08
2.850	1.62	5.850	106.87	8.850	1.89	11.85	1.08
2.867	1.62	5.867	106.87	8.867	1.89	11.87	1.08
2.883	1.62	5.883	106.87	8.883	1.89	11.88	1.08
2.900	1.62	5.900	106.87	8.900	1.89	11.90	1.08
2.917	1.62	5.917	106.79	8.917	1.89	11.92	1.08
2.933	1.62	5.933	44.87	8.933	1.89	11.93	1.08
2.950	1.62	5.950	44.87	8.950	1.89	11.95	1.08
2.967	1.62	5.967	44.87	8.967	1.89	11.97	1.08
2.983	1.62	5.983	44.87	8.983	1.89	11.98	1.08
3.000	1.62	6.000	44.82	9.000	1.89	12.00	1.08

```
Max.Eff.Inten.(mm/hr)=     106.85        50.04
           over (min)        5.00         7.00
Storage Coeff.  (min)=       1.24 (ii)    6.14 (ii)
Unit Hyd. Tpeak (min)=       5.00         7.00
Unit Hyd. peak  (cms)=       0.45         0.18
                                                        *TOTALS*
PEAK FLOW       (cms)=       0.03         0.01          0.033 (iii)
TIME TO PEAK    (hrs)=       5.93         6.00           5.93
RUNOFF VOLUME    (mm)=      53.46        27.99          45.80
TOTAL RAINFALL   (mm)=      54.46        54.46          54.46
RUNOFF COEFFICIENT   =       0.98         0.51           0.84


  (i) CN PROCEDURE SELECTED FOR PERVIOUS LOSSES:
       CN*  =  87.0    Ia = Dep. Storage  (Above)
 (ii) TIME STEP (DT) SHOULD BE SMALLER OR EQUAL
      THAN THE STORAGE COEFFICIENT.
(iii) PEAK FLOW DOES NOT INCLUDE BASEFLOW IF ANY.

--------------------------------------------------------------------------------
--------------------
| CALIB            |
| STANDHYD (  0202)|   Area    (ha)=   0.31
|ID= 1 DT= 1.0 min |   Total Imp(%)=  85.00   Dir. Conn.(%)=  85.00
--------------------
                             IMPERVIOUS    PERVIOUS (i)
Surface Area     (ha)=       0.26         0.05
Dep. Storage     (mm)=       1.00         5.00
```

VO6 Model Output Post-development Condition

Average Slope	(%)=	1.00	2.00
Length	(m)=	45.09	40.00
Mannings n	=	0.013	0.250

NOTE: RAINFALL WAS TRANSFORMED TO 1.0 MIN. TIME STEP.

---- TRANSFORMED HYETOGRAPH ----

TIME hrs	RAIN mm/hr	TIME hrs	RAIN mm/hr	TIME hrs	RAIN mm/hr	TIME hrs	RAIN mm/hr
0.017	1.35	3.017	2.16	6.017	9.71	9.02	1.89
0.033	1.35	3.033	2.16	6.033	9.71	9.03	1.89
0.050	1.35	3.050	2.16	6.050	9.71	9.05	1.89
0.067	1.35	3.067	2.16	6.067	9.71	9.07	1.89
0.083	1.35	3.083	2.16	6.083	9.71	9.08	1.89
0.100	1.35	3.100	2.16	6.100	9.71	9.10	1.89
0.117	1.35	3.117	2.16	6.117	9.71	9.12	1.89
0.133	1.35	3.133	2.16	6.133	9.71	9.13	1.89
0.150	1.35	3.150	2.16	6.150	9.71	9.15	1.89
0.167	1.35	3.167	2.16	6.167	9.71	9.17	1.89
0.183	1.35	3.183	2.16	6.183	9.71	9.18	1.89
0.200	1.35	3.200	2.16	6.200	9.71	9.20	1.89
0.217	1.35	3.217	2.16	6.217	9.71	9.22	1.89
0.233	1.35	3.233	2.16	6.233	9.71	9.23	1.89
0.250	1.35	3.250	2.16	6.250	9.71	9.25	1.89
0.267	1.35	3.267	2.16	6.267	9.71	9.27	1.89
0.283	1.35	3.283	2.16	6.283	9.71	9.28	1.89
0.300	1.35	3.300	2.16	6.300	9.71	9.30	1.89
0.317	1.35	3.317	2.16	6.317	9.71	9.32	1.89
0.333	1.35	3.333	2.16	6.333	9.71	9.33	1.89
0.350	1.35	3.350	2.16	6.350	9.71	9.35	1.89
0.367	1.35	3.367	2.16	6.367	9.71	9.37	1.89
0.383	1.35	3.383	2.16	6.383	9.71	9.38	1.89
0.400	1.35	3.400	2.16	6.400	9.71	9.40	1.89
0.417	1.35	3.417	2.16	6.417	9.71	9.42	1.89
0.433	1.35	3.433	2.16	6.433	9.71	9.43	1.89
0.450	1.35	3.450	2.16	6.450	9.71	9.45	1.89
0.467	1.35	3.467	2.16	6.467	9.71	9.47	1.89
0.483	1.35	3.483	2.16	6.483	9.71	9.48	1.89
0.500	1.35	3.500	2.16	6.500	9.70	9.50	1.89
0.517	1.35	3.517	2.16	6.517	4.31	9.52	1.89
0.533	1.35	3.533	2.16	6.533	4.31	9.53	1.89
0.550	1.35	3.550	2.16	6.550	4.31	9.55	1.89
0.567	1.35	3.567	2.16	6.567	4.31	9.57	1.89
0.583	1.35	3.583	2.16	6.583	4.31	9.58	1.89
0.600	1.35	3.600	2.16	6.600	4.31	9.60	1.89
0.617	1.35	3.617	2.16	6.617	4.31	9.62	1.89

VO6 Model Output Post-development Condition

0.633	1.35	3.633	2.16	6.633	4.31	9.63	1.89
0.650	1.35	3.650	2.16	6.650	4.31	9.65	1.89
0.667	1.35	3.667	2.16	6.667	4.31	9.67	1.89
0.683	1.35	3.683	2.16	6.683	4.31	9.68	1.89
0.700	1.35	3.700	2.16	6.700	4.31	9.70	1.89
0.717	1.35	3.717	2.16	6.717	4.31	9.72	1.89
0.733	1.35	3.733	2.16	6.733	4.31	9.73	1.89
0.750	1.35	3.750	2.16	6.750	4.31	9.75	1.89
0.767	1.35	3.767	2.16	6.767	4.31	9.77	1.89
0.783	1.35	3.783	2.16	6.783	4.31	9.78	1.89
0.800	1.35	3.800	2.16	6.800	4.31	9.80	1.89
0.817	1.35	3.817	2.16	6.817	4.31	9.82	1.89
0.833	1.35	3.833	2.16	6.833	4.31	9.83	1.89
0.850	1.35	3.850	2.16	6.850	4.31	9.85	1.89
0.867	1.35	3.867	2.16	6.867	4.31	9.87	1.89
0.883	1.35	3.883	2.16	6.883	4.31	9.88	1.89
0.900	1.35	3.900	2.16	6.900	4.31	9.90	1.89
0.917	1.35	3.917	2.16	6.917	4.31	9.92	1.89
0.933	1.35	3.933	2.16	6.933	4.31	9.93	1.89
0.950	1.35	3.950	2.16	6.950	4.31	9.95	1.89
0.967	1.35	3.967	2.16	6.967	4.31	9.97	1.89
0.983	1.35	3.983	2.16	6.983	4.31	9.98	1.89
1.000	1.35	4.000	2.16	7.000	4.31	10.00	1.89
1.017	1.35	4.017	3.23	7.017	4.31	10.02	1.08
1.033	1.35	4.033	3.23	7.033	4.31	10.03	1.08
1.050	1.35	4.050	3.23	7.050	4.31	10.05	1.08
1.067	1.35	4.067	3.23	7.067	4.31	10.07	1.08
1.083	1.35	4.083	3.23	7.083	4.31	10.08	1.08
1.100	1.35	4.100	3.24	7.100	4.31	10.10	1.08
1.117	1.35	4.117	3.23	7.117	4.31	10.12	1.08
1.133	1.35	4.133	3.23	7.133	4.31	10.13	1.08
1.150	1.35	4.150	3.23	7.150	4.31	10.15	1.08
1.167	1.35	4.167	3.23	7.167	4.31	10.17	1.08
1.183	1.35	4.183	3.24	7.183	4.31	10.18	1.08
1.200	1.35	4.200	3.23	7.200	4.31	10.20	1.08
1.217	1.35	4.217	3.23	7.217	4.31	10.22	1.08
1.233	1.35	4.233	3.23	7.233	4.31	10.23	1.08
1.250	1.35	4.250	3.23	7.250	4.31	10.25	1.08
1.267	1.35	4.267	3.24	7.267	4.31	10.27	1.08
1.283	1.35	4.283	3.23	7.283	4.31	10.28	1.08
1.300	1.35	4.300	3.23	7.300	4.31	10.30	1.08
1.317	1.35	4.317	3.23	7.317	4.31	10.32	1.08
1.333	1.35	4.333	3.24	7.333	4.31	10.33	1.08
1.350	1.35	4.350	3.23	7.350	4.31	10.35	1.08
1.367	1.35	4.367	3.23	7.367	4.31	10.37	1.08
1.383	1.35	4.383	3.23	7.383	4.31	10.38	1.08
1.400	1.35	4.400	3.23	7.400	4.31	10.40	1.08

VO6 Model Output Post-development Condition

1.417	1.35	4.417	3.24	7.417	4.31	10.42	1.08
1.433	1.35	4.433	3.23	7.433	4.31	10.43	1.08
1.450	1.35	4.450	3.23	7.450	4.31	10.45	1.08
1.467	1.35	4.467	3.23	7.467	4.31	10.47	1.08
1.483	1.35	4.483	3.23	7.483	4.31	10.48	1.08
1.500	1.35	4.500	3.24	7.500	4.31	10.50	1.08
1.517	1.35	4.517	4.31	7.517	3.23	10.52	1.08
1.533	1.35	4.533	4.31	7.533	3.23	10.53	1.08
1.550	1.35	4.550	4.31	7.550	3.23	10.55	1.08
1.567	1.35	4.567	4.31	7.567	3.23	10.57	1.08
1.583	1.35	4.583	4.31	7.583	3.24	10.58	1.08
1.600	1.35	4.600	4.31	7.600	3.23	10.60	1.08
1.617	1.35	4.617	4.31	7.617	3.23	10.62	1.08
1.633	1.35	4.633	4.31	7.633	3.23	10.63	1.08
1.650	1.35	4.650	4.31	7.650	3.23	10.65	1.08
1.667	1.35	4.667	4.31	7.667	3.24	10.67	1.08
1.683	1.35	4.683	4.31	7.683	3.23	10.68	1.08
1.700	1.35	4.700	4.31	7.700	3.23	10.70	1.08
1.717	1.35	4.717	4.31	7.717	3.23	10.72	1.08
1.733	1.35	4.733	4.31	7.733	3.23	10.73	1.08
1.750	1.35	4.750	4.31	7.750	3.24	10.75	1.08
1.767	1.35	4.767	4.31	7.767	3.23	10.77	1.08
1.783	1.35	4.783	4.31	7.783	3.23	10.78	1.08
1.800	1.35	4.800	4.31	7.800	3.23	10.80	1.08
1.817	1.35	4.817	4.31	7.817	3.23	10.82	1.08
1.833	1.35	4.833	4.31	7.833	3.24	10.83	1.08
1.850	1.35	4.850	4.31	7.850	3.23	10.85	1.08
1.867	1.35	4.867	4.31	7.867	3.23	10.87	1.08
1.883	1.35	4.883	4.31	7.883	3.23	10.88	1.08
1.900	1.35	4.900	4.31	7.900	3.23	10.90	1.08
1.917	1.35	4.917	4.31	7.917	3.24	10.92	1.08
1.933	1.35	4.933	4.31	7.933	3.23	10.93	1.08
1.950	1.35	4.950	4.31	7.950	3.23	10.95	1.08
1.967	1.35	4.967	4.31	7.967	3.23	10.97	1.08
1.983	1.35	4.983	4.31	7.983	3.23	10.98	1.08
2.000	1.35	5.000	4.32	8.000	3.23	11.00	1.08
2.017	1.62	5.017	6.47	8.017	1.89	11.02	1.08
2.033	1.62	5.033	6.47	8.033	1.89	11.03	1.08
2.050	1.62	5.050	6.47	8.050	1.89	11.05	1.08
2.067	1.62	5.067	6.47	8.067	1.89	11.07	1.08
2.083	1.62	5.083	6.47	8.083	1.89	11.08	1.08
2.100	1.62	5.100	6.47	8.100	1.89	11.10	1.08
2.117	1.62	5.117	6.47	8.117	1.89	11.12	1.08
2.133	1.62	5.133	6.47	8.133	1.89	11.13	1.08
2.150	1.62	5.150	6.47	8.150	1.89	11.15	1.08
2.167	1.62	5.167	6.47	8.167	1.89	11.17	1.08
2.183	1.62	5.183	6.47	8.183	1.89	11.18	1.08

VO6 Model Output Post-development Condition

2.200	1.62	5.200	6.47	8.200	1.89	11.20	1.08
2.217	1.62	5.217	6.47	8.217	1.89	11.22	1.08
2.233	1.62	5.233	6.47	8.233	1.89	11.23	1.08
2.250	1.62	5.250	6.47	8.250	1.89	11.25	1.08
2.267	1.62	5.267	6.47	8.267	1.89	11.27	1.08
2.283	1.62	5.283	6.47	8.283	1.89	11.28	1.08
2.300	1.62	5.300	6.47	8.300	1.89	11.30	1.08
2.317	1.62	5.317	6.47	8.317	1.89	11.32	1.08
2.333	1.62	5.333	6.47	8.333	1.89	11.33	1.08
2.350	1.62	5.350	6.47	8.350	1.89	11.35	1.08
2.367	1.62	5.367	6.47	8.367	1.89	11.37	1.08
2.383	1.62	5.383	6.47	8.383	1.89	11.38	1.08
2.400	1.62	5.400	6.47	8.400	1.89	11.40	1.08
2.417	1.62	5.417	6.47	8.417	1.89	11.42	1.08
2.433	1.62	5.433	6.47	8.433	1.89	11.43	1.08
2.450	1.62	5.450	6.47	8.450	1.89	11.45	1.08
2.467	1.62	5.467	6.47	8.467	1.89	11.47	1.08
2.483	1.62	5.483	6.47	8.483	1.89	11.48	1.08
2.500	1.62	5.500	6.49	8.500	1.89	11.50	1.08
2.517	1.62	5.517	25.88	8.517	1.89	11.52	1.08
2.533	1.62	5.533	25.88	8.533	1.89	11.53	1.08
2.550	1.62	5.550	25.88	8.550	1.89	11.55	1.08
2.567	1.62	5.567	25.88	8.567	1.89	11.57	1.08
2.583	1.62	5.583	25.88	8.583	1.89	11.58	1.08
2.600	1.62	5.600	25.88	8.600	1.89	11.60	1.08
2.617	1.62	5.617	25.88	8.617	1.89	11.62	1.08
2.633	1.62	5.633	25.88	8.633	1.89	11.63	1.08
2.650	1.62	5.650	25.88	8.650	1.89	11.65	1.08
2.667	1.62	5.667	25.88	8.667	1.89	11.67	1.08
2.683	1.62	5.683	25.88	8.683	1.89	11.68	1.08
2.700	1.62	5.700	25.88	8.700	1.89	11.70	1.08
2.717	1.62	5.717	25.88	8.717	1.89	11.72	1.08
2.733	1.62	5.733	25.88	8.733	1.89	11.73	1.08
2.750	1.62	5.750	25.93	8.750	1.89	11.75	1.08
2.767	1.62	5.767	61.81	8.767	1.89	11.77	1.08
2.783	1.62	5.783	61.81	8.783	1.89	11.78	1.08
2.800	1.62	5.800	61.81	8.800	1.89	11.80	1.08
2.817	1.62	5.817	61.81	8.817	1.89	11.82	1.08
2.833	1.62	5.833	61.86	8.833	1.89	11.83	1.08
2.850	1.62	5.850	106.87	8.850	1.89	11.85	1.08
2.867	1.62	5.867	106.87	8.867	1.89	11.87	1.08
2.883	1.62	5.883	106.87	8.883	1.89	11.88	1.08
2.900	1.62	5.900	106.87	8.900	1.89	11.90	1.08
2.917	1.62	5.917	106.79	8.917	1.89	11.92	1.08
2.933	1.62	5.933	44.87	8.933	1.89	11.93	1.08
2.950	1.62	5.950	44.87	8.950	1.89	11.95	1.08
2.967	1.62	5.967	44.87	8.967	1.89	11.97	1.08

VO6 Model Output Post-development Condition

```
                2.983    1.62 | 5.983   44.87 | 8.983    1.89 | 11.98    1.08
                3.000    1.62 | 6.000   44.82 | 9.000    1.89 | 12.00    1.08

     Max.Eff.Inten.(mm/hr)=     106.85        50.04
                over (min)        5.00         5.00
     Storage Coeff.  (min)=       1.54 (ii)    4.98 (ii)
     Unit Hyd. Tpeak (min)=       5.00         5.00
     Unit Hyd. peak  (cms)=       0.41         0.23
                                                            *TOTALS*
     PEAK FLOW       (cms)=       0.07         0.01          0.076 (iii)
     TIME TO PEAK    (hrs)=       5.93         5.97           5.93
     RUNOFF VOLUME    (mm)=      53.46        27.99          49.63
     TOTAL RAINFALL   (mm)=      54.46        54.46          54.46
     RUNOFF COEFFICIENT   =       0.98         0.51           0.91


       (i) CN PROCEDURE SELECTED FOR PERVIOUS LOSSES:
            CN*  =  87.0    Ia = Dep. Storage  (Above)
      (ii) TIME STEP (DT) SHOULD BE SMALLER OR EQUAL
           THAN THE STORAGE COEFFICIENT.
     (iii) PEAK FLOW DOES NOT INCLUDE BASEFLOW IF ANY.

--------------------------------------------------------------------------------
--------------------
| RESERVOIR(  2021)|     OVERFLOW IS OFF
| IN= 2---> OUT= 1 |
| DT=  1.0 min     |     OUTFLOW    STORAGE   |  OUTFLOW    STORAGE
--------------------      (cms)     (ha.m.)   |   (cms)     (ha.m.)
                          0.0000     0.0000   |   0.0370      0.0120

                                AREA     QPEAK     TPEAK       R.V.
                                (ha)     (cms)     (hrs)       (mm)
   INFLOW : ID= 2 (  0202)      0.305      0.076      5.93      49.63
   OUTFLOW: ID= 1 (  2021)      0.305      0.019      6.08      49.37

                  PEAK   FLOW   REDUCTION [Qout/Qin](%)= 24.69
                  TIME SHIFT OF PEAK FLOW         (min)=  9.00
                  MAXIMUM  STORAGE   USED       (ha.m.)=  0.0061

--------------------------------------------------------------------------------


--------------------
| ADD HYD  (  1090)|
|   1 +  2 =  3    |         AREA    QPEAK    TPEAK     R.V.
--------------------         (ha)    (cms)    (hrs)     (mm)
        ID1= 1 (  2011):     0.50   0.031     6.07    49.47
      + ID2= 2 (  2021):     0.31   0.019     6.08    49.37
```

```
          ==================================================
          ID = 3 (  1090):     0.80   0.050     6.07    49.43

     NOTE:  PEAK FLOWS DO NOT INCLUDE BASEFLOWS IF ANY.
--------------------------------------------------------------------------------

--------------------
| ADD HYD  (  1090)|
|   3 +  2 =  1    |         AREA    QPEAK    TPEAK     R.V.
--------------------         (ha)    (cms)    (hrs)     (mm)
          ID1= 3 (  1090):     0.80   0.050     6.07    49.43
        + ID2= 2 (  0205):     0.20   0.043     5.93    45.80
          ==================================================
          ID = 1 (  1090):     1.00   0.084     5.95    48.72

     NOTE:  PEAK FLOWS DO NOT INCLUDE BASEFLOWS IF ANY.
--------------------------------------------------------------------------------

--------------------
| ADD HYD  (  1090)|
|   1 +  2 =  3    |         AREA    QPEAK    TPEAK     R.V.
--------------------         (ha)    (cms)    (hrs)     (mm)
          ID1= 1 (  1090):     1.00   0.084     5.95    48.72
        + ID2= 2 (  0207):     0.15   0.033     5.93    45.80
          ==================================================
          ID = 3 (  1090):     1.14   0.116     5.95    48.34

     NOTE:  PEAK FLOWS DO NOT INCLUDE BASEFLOWS IF ANY.
--------------------------------------------------------------------------------

--------------------
| ADD HYD  (  1090)|
|   3 +  2 =  1    |         AREA    QPEAK    TPEAK     R.V.
--------------------         (ha)    (cms)    (hrs)     (mm)
          ID1= 3 (  1090):     1.14   0.116     5.95    48.34
        + ID2= 2 (  2142):     0.08   0.015     5.88    51.67
          ==================================================
          ID = 1 (  1090):     1.22   0.131     5.95    48.55

     NOTE:  PEAK FLOWS DO NOT INCLUDE BASEFLOWS IF ANY.
--------------------------------------------------------------------------------
--------------------
| CALIB            |
| STANDHYD (  0208)|   Area    (ha)=   0.20
|ID= 1 DT= 1.0 min |   Total Imp(%)=  70.00   Dir. Conn.(%)=  70.00
--------------------
                              IMPERVIOUS    PERVIOUS (i)
```

VO6 Model Output Post-development Condition

Surface Area	(ha)=	0.14	0.06
Dep. Storage	(mm)=	1.00	5.00
Average Slope	(%)=	1.00	2.00
Length	(m)=	36.15	40.00
Mannings n	=	0.013	0.250

NOTE: RAINFALL WAS TRANSFORMED TO 1.0 MIN. TIME STEP.

---- TRANSFORMED HYETOGRAPH ----

TIME hrs	RAIN mm/hr	TIME hrs	RAIN mm/hr	TIME hrs	RAIN mm/hr	TIME hrs	RAIN mm/hr
0.017	1.35	3.017	2.16	6.017	9.71	9.02	1.89
0.033	1.35	3.033	2.16	6.033	9.71	9.03	1.89
0.050	1.35	3.050	2.16	6.050	9.71	9.05	1.89
0.067	1.35	3.067	2.16	6.067	9.71	9.07	1.89
0.083	1.35	3.083	2.16	6.083	9.71	9.08	1.89
0.100	1.35	3.100	2.16	6.100	9.71	9.10	1.89
0.117	1.35	3.117	2.16	6.117	9.71	9.12	1.89
0.133	1.35	3.133	2.16	6.133	9.71	9.13	1.89
0.150	1.35	3.150	2.16	6.150	9.71	9.15	1.89
0.167	1.35	3.167	2.16	6.167	9.71	9.17	1.89
0.183	1.35	3.183	2.16	6.183	9.71	9.18	1.89
0.200	1.35	3.200	2.16	6.200	9.71	9.20	1.89
0.217	1.35	3.217	2.16	6.217	9.71	9.22	1.89
0.233	1.35	3.233	2.16	6.233	9.71	9.23	1.89
0.250	1.35	3.250	2.16	6.250	9.71	9.25	1.89
0.267	1.35	3.267	2.16	6.267	9.71	9.27	1.89
0.283	1.35	3.283	2.16	6.283	9.71	9.28	1.89
0.300	1.35	3.300	2.16	6.300	9.71	9.30	1.89
0.317	1.35	3.317	2.16	6.317	9.71	9.32	1.89
0.333	1.35	3.333	2.16	6.333	9.71	9.33	1.89
0.350	1.35	3.350	2.16	6.350	9.71	9.35	1.89
0.367	1.35	3.367	2.16	6.367	9.71	9.37	1.89
0.383	1.35	3.383	2.16	6.383	9.71	9.38	1.89
0.400	1.35	3.400	2.16	6.400	9.71	9.40	1.89
0.417	1.35	3.417	2.16	6.417	9.71	9.42	1.89
0.433	1.35	3.433	2.16	6.433	9.71	9.43	1.89
0.450	1.35	3.450	2.16	6.450	9.71	9.45	1.89
0.467	1.35	3.467	2.16	6.467	9.71	9.47	1.89
0.483	1.35	3.483	2.16	6.483	9.71	9.48	1.89
0.500	1.35	3.500	2.16	6.500	9.70	9.50	1.89
0.517	1.35	3.517	2.16	6.517	4.31	9.52	1.89
0.533	1.35	3.533	2.16	6.533	4.31	9.53	1.89
0.550	1.35	3.550	2.16	6.550	4.31	9.55	1.89
0.567	1.35	3.567	2.16	6.567	4.31	9.57	1.89
0.583	1.35	3.583	2.16	6.583	4.31	9.58	1.89

VO6 Model Output Post-development Condition

0.600	1.35	3.600	2.16	6.600	4.31	9.60	1.89
0.617	1.35	3.617	2.16	6.617	4.31	9.62	1.89
0.633	1.35	3.633	2.16	6.633	4.31	9.63	1.89
0.650	1.35	3.650	2.16	6.650	4.31	9.65	1.89
0.667	1.35	3.667	2.16	6.667	4.31	9.67	1.89
0.683	1.35	3.683	2.16	6.683	4.31	9.68	1.89
0.700	1.35	3.700	2.16	6.700	4.31	9.70	1.89
0.717	1.35	3.717	2.16	6.717	4.31	9.72	1.89
0.733	1.35	3.733	2.16	6.733	4.31	9.73	1.89
0.750	1.35	3.750	2.16	6.750	4.31	9.75	1.89
0.767	1.35	3.767	2.16	6.767	4.31	9.77	1.89
0.783	1.35	3.783	2.16	6.783	4.31	9.78	1.89
0.800	1.35	3.800	2.16	6.800	4.31	9.80	1.89
0.817	1.35	3.817	2.16	6.817	4.31	9.82	1.89
0.833	1.35	3.833	2.16	6.833	4.31	9.83	1.89
0.850	1.35	3.850	2.16	6.850	4.31	9.85	1.89
0.867	1.35	3.867	2.16	6.867	4.31	9.87	1.89
0.883	1.35	3.883	2.16	6.883	4.31	9.88	1.89
0.900	1.35	3.900	2.16	6.900	4.31	9.90	1.89
0.917	1.35	3.917	2.16	6.917	4.31	9.92	1.89
0.933	1.35	3.933	2.16	6.933	4.31	9.93	1.89
0.950	1.35	3.950	2.16	6.950	4.31	9.95	1.89
0.967	1.35	3.967	2.16	6.967	4.31	9.97	1.89
0.983	1.35	3.983	2.16	6.983	4.31	9.98	1.89
1.000	1.35	4.000	2.16	7.000	4.31	10.00	1.89
1.017	1.35	4.017	3.23	7.017	4.31	10.02	1.08
1.033	1.35	4.033	3.23	7.033	4.31	10.03	1.08
1.050	1.35	4.050	3.23	7.050	4.31	10.05	1.08
1.067	1.35	4.067	3.23	7.067	4.31	10.07	1.08
1.083	1.35	4.083	3.23	7.083	4.31	10.08	1.08
1.100	1.35	4.100	3.24	7.100	4.31	10.10	1.08
1.117	1.35	4.117	3.23	7.117	4.31	10.12	1.08
1.133	1.35	4.133	3.23	7.133	4.31	10.13	1.08
1.150	1.35	4.150	3.23	7.150	4.31	10.15	1.08
1.167	1.35	4.167	3.23	7.167	4.31	10.17	1.08
1.183	1.35	4.183	3.24	7.183	4.31	10.18	1.08
1.200	1.35	4.200	3.23	7.200	4.31	10.20	1.08
1.217	1.35	4.217	3.23	7.217	4.31	10.22	1.08
1.233	1.35	4.233	3.23	7.233	4.31	10.23	1.08
1.250	1.35	4.250	3.23	7.250	4.31	10.25	1.08
1.267	1.35	4.267	3.24	7.267	4.31	10.27	1.08
1.283	1.35	4.283	3.23	7.283	4.31	10.28	1.08
1.300	1.35	4.300	3.23	7.300	4.31	10.30	1.08
1.317	1.35	4.317	3.23	7.317	4.31	10.32	1.08
1.333	1.35	4.333	3.24	7.333	4.31	10.33	1.08
1.350	1.35	4.350	3.23	7.350	4.31	10.35	1.08
1.367	1.35	4.367	3.23	7.367	4.31	10.37	1.08

VO6 Model Output Post-development Condition

1.383	1.35	4.383	3.23	7.383	4.31	10.38	1.08
1.400	1.35	4.400	3.23	7.400	4.31	10.40	1.08
1.417	1.35	4.417	3.24	7.417	4.31	10.42	1.08
1.433	1.35	4.433	3.23	7.433	4.31	10.43	1.08
1.450	1.35	4.450	3.23	7.450	4.31	10.45	1.08
1.467	1.35	4.467	3.23	7.467	4.31	10.47	1.08
1.483	1.35	4.483	3.23	7.483	4.31	10.48	1.08
1.500	1.35	4.500	3.24	7.500	4.31	10.50	1.08
1.517	1.35	4.517	4.31	7.517	3.23	10.52	1.08
1.533	1.35	4.533	4.31	7.533	3.23	10.53	1.08
1.550	1.35	4.550	4.31	7.550	3.23	10.55	1.08
1.567	1.35	4.567	4.31	7.567	3.23	10.57	1.08
1.583	1.35	4.583	4.31	7.583	3.24	10.58	1.08
1.600	1.35	4.600	4.31	7.600	3.23	10.60	1.08
1.617	1.35	4.617	4.31	7.617	3.23	10.62	1.08
1.633	1.35	4.633	4.31	7.633	3.23	10.63	1.08
1.650	1.35	4.650	4.31	7.650	3.23	10.65	1.08
1.667	1.35	4.667	4.31	7.667	3.24	10.67	1.08
1.683	1.35	4.683	4.31	7.683	3.23	10.68	1.08
1.700	1.35	4.700	4.31	7.700	3.23	10.70	1.08
1.717	1.35	4.717	4.31	7.717	3.23	10.72	1.08
1.733	1.35	4.733	4.31	7.733	3.23	10.73	1.08
1.750	1.35	4.750	4.31	7.750	3.24	10.75	1.08
1.767	1.35	4.767	4.31	7.767	3.23	10.77	1.08
1.783	1.35	4.783	4.31	7.783	3.23	10.78	1.08
1.800	1.35	4.800	4.31	7.800	3.23	10.80	1.08
1.817	1.35	4.817	4.31	7.817	3.23	10.82	1.08
1.833	1.35	4.833	4.31	7.833	3.24	10.83	1.08
1.850	1.35	4.850	4.31	7.850	3.23	10.85	1.08
1.867	1.35	4.867	4.31	7.867	3.23	10.87	1.08
1.883	1.35	4.883	4.31	7.883	3.23	10.88	1.08
1.900	1.35	4.900	4.31	7.900	3.23	10.90	1.08
1.917	1.35	4.917	4.31	7.917	3.24	10.92	1.08
1.933	1.35	4.933	4.31	7.933	3.23	10.93	1.08
1.950	1.35	4.950	4.31	7.950	3.23	10.95	1.08
1.967	1.35	4.967	4.31	7.967	3.23	10.97	1.08
1.983	1.35	4.983	4.31	7.983	3.23	10.98	1.08
2.000	1.35	5.000	4.32	8.000	3.23	11.00	1.08
2.017	1.62	5.017	6.47	8.017	1.89	11.02	1.08
2.033	1.62	5.033	6.47	8.033	1.89	11.03	1.08
2.050	1.62	5.050	6.47	8.050	1.89	11.05	1.08
2.067	1.62	5.067	6.47	8.067	1.89	11.07	1.08
2.083	1.62	5.083	6.47	8.083	1.89	11.08	1.08
2.100	1.62	5.100	6.47	8.100	1.89	11.10	1.08
2.117	1.62	5.117	6.47	8.117	1.89	11.12	1.08
2.133	1.62	5.133	6.47	8.133	1.89	11.13	1.08
2.150	1.62	5.150	6.47	8.150	1.89	11.15	1.08

VO6 Model Output Post-development Condition

2.167	1.62	5.167	6.47	8.167	1.89	11.17	1.08
2.183	1.62	5.183	6.47	8.183	1.89	11.18	1.08
2.200	1.62	5.200	6.47	8.200	1.89	11.20	1.08
2.217	1.62	5.217	6.47	8.217	1.89	11.22	1.08
2.233	1.62	5.233	6.47	8.233	1.89	11.23	1.08
2.250	1.62	5.250	6.47	8.250	1.89	11.25	1.08
2.267	1.62	5.267	6.47	8.267	1.89	11.27	1.08
2.283	1.62	5.283	6.47	8.283	1.89	11.28	1.08
2.300	1.62	5.300	6.47	8.300	1.89	11.30	1.08
2.317	1.62	5.317	6.47	8.317	1.89	11.32	1.08
2.333	1.62	5.333	6.47	8.333	1.89	11.33	1.08
2.350	1.62	5.350	6.47	8.350	1.89	11.35	1.08
2.367	1.62	5.367	6.47	8.367	1.89	11.37	1.08
2.383	1.62	5.383	6.47	8.383	1.89	11.38	1.08
2.400	1.62	5.400	6.47	8.400	1.89	11.40	1.08
2.417	1.62	5.417	6.47	8.417	1.89	11.42	1.08
2.433	1.62	5.433	6.47	8.433	1.89	11.43	1.08
2.450	1.62	5.450	6.47	8.450	1.89	11.45	1.08
2.467	1.62	5.467	6.47	8.467	1.89	11.47	1.08
2.483	1.62	5.483	6.47	8.483	1.89	11.48	1.08
2.500	1.62	5.500	6.49	8.500	1.89	11.50	1.08
2.517	1.62	5.517	25.88	8.517	1.89	11.52	1.08
2.533	1.62	5.533	25.88	8.533	1.89	11.53	1.08
2.550	1.62	5.550	25.88	8.550	1.89	11.55	1.08
2.567	1.62	5.567	25.88	8.567	1.89	11.57	1.08
2.583	1.62	5.583	25.88	8.583	1.89	11.58	1.08
2.600	1.62	5.600	25.88	8.600	1.89	11.60	1.08
2.617	1.62	5.617	25.88	8.617	1.89	11.62	1.08
2.633	1.62	5.633	25.88	8.633	1.89	11.63	1.08
2.650	1.62	5.650	25.88	8.650	1.89	11.65	1.08
2.667	1.62	5.667	25.88	8.667	1.89	11.67	1.08
2.683	1.62	5.683	25.88	8.683	1.89	11.68	1.08
2.700	1.62	5.700	25.88	8.700	1.89	11.70	1.08
2.717	1.62	5.717	25.88	8.717	1.89	11.72	1.08
2.733	1.62	5.733	25.88	8.733	1.89	11.73	1.08
2.750	1.62	5.750	25.93	8.750	1.89	11.75	1.08
2.767	1.62	5.767	61.81	8.767	1.89	11.77	1.08
2.783	1.62	5.783	61.81	8.783	1.89	11.78	1.08
2.800	1.62	5.800	61.81	8.800	1.89	11.80	1.08
2.817	1.62	5.817	61.81	8.817	1.89	11.82	1.08
2.833	1.62	5.833	61.86	8.833	1.89	11.83	1.08
2.850	1.62	5.850	106.87	8.850	1.89	11.85	1.08
2.867	1.62	5.867	106.87	8.867	1.89	11.87	1.08
2.883	1.62	5.883	106.87	8.883	1.89	11.88	1.08
2.900	1.62	5.900	106.87	8.900	1.89	11.90	1.08
2.917	1.62	5.917	106.79	8.917	1.89	11.92	1.08
2.933	1.62	5.933	44.87	8.933	1.89	11.93	1.08

VO6 Model Output Post-development Condition

```
                2.950    1.62 | 5.950   44.87 | 8.950    1.89 | 11.95    1.08
                2.967    1.62 | 5.967   44.87 | 8.967    1.89 | 11.97    1.08
                2.983    1.62 | 5.983   44.87 | 8.983    1.89 | 11.98    1.08
                3.000    1.62 | 6.000   44.82 | 9.000    1.89 | 12.00    1.08

     Max.Eff.Inten.(mm/hr)=     106.85        50.04
                over (min)        5.00         7.00
     Storage Coeff.  (min)=       1.35 (ii)    6.25 (ii)
     Unit Hyd. Tpeak (min)=       5.00         7.00
     Unit Hyd. peak  (cms)=       0.43         0.17
                                                          *TOTALS*
     PEAK FLOW       (cms)=       0.04         0.01          0.043 (iii)
     TIME TO PEAK    (hrs)=       5.93         6.00           5.93
     RUNOFF VOLUME    (mm)=      53.46        27.99          45.80
     TOTAL RAINFALL   (mm)=      54.46        54.46          54.46
     RUNOFF COEFFICIENT   =       0.98         0.51           0.84


       (i) CN PROCEDURE SELECTED FOR PERVIOUS LOSSES:
            CN*  =  87.0    Ia = Dep. Storage  (Above)
      (ii) TIME STEP (DT) SHOULD BE SMALLER OR EQUAL
           THAN THE STORAGE COEFFICIENT.
     (iii) PEAK FLOW DOES NOT INCLUDE BASEFLOW IF ANY.

--------------------------------------------------------------------------------
--------------------
| CALIB            |
| STANDHYD (  0212)|   Area    (ha)=   0.25
|ID= 1 DT= 1.0 min |   Total Imp(%)=   5.00   Dir. Conn.(%)=   5.00
--------------------
                              IMPERVIOUS    PERVIOUS (i)
     Surface Area     (ha)=       0.01         0.24
     Dep. Storage     (mm)=       1.00         5.00
     Average Slope     (%)=       1.00         2.00
     Length            (m)=      40.82        40.00
     Mannings n           =      0.013        0.250

         NOTE:  RAINFALL WAS TRANSFORMED TO   1.0 MIN. TIME STEP.


                              ---- TRANSFORMED HYETOGRAPH ----
                TIME    RAIN |  TIME    RAIN |'  TIME    RAIN |  TIME    RAIN
                 hrs   mm/hr |   hrs   mm/hr |'   hrs   mm/hr |   hrs   mm/hr
                0.017    1.35 | 3.017    2.16 | 6.017    9.71 |  9.02    1.89
                0.033    1.35 | 3.033    2.16 | 6.033    9.71 |  9.03    1.89
                0.050    1.35 | 3.050    2.16 | 6.050    9.71 |  9.05    1.89
                0.067    1.35 | 3.067    2.16 | 6.067    9.71 |  9.07    1.89
```

VO6 Model Output Post-development Condition

0.083	1.35	3.083	2.16	6.083	9.71	9.08	1.89
0.100	1.35	3.100	2.16	6.100	9.71	9.10	1.89
0.117	1.35	3.117	2.16	6.117	9.71	9.12	1.89
0.133	1.35	3.133	2.16	6.133	9.71	9.13	1.89
0.150	1.35	3.150	2.16	6.150	9.71	9.15	1.89
0.167	1.35	3.167	2.16	6.167	9.71	9.17	1.89
0.183	1.35	3.183	2.16	6.183	9.71	9.18	1.89
0.200	1.35	3.200	2.16	6.200	9.71	9.20	1.89
0.217	1.35	3.217	2.16	6.217	9.71	9.22	1.89
0.233	1.35	3.233	2.16	6.233	9.71	9.23	1.89
0.250	1.35	3.250	2.16	6.250	9.71	9.25	1.89
0.267	1.35	3.267	2.16	6.267	9.71	9.27	1.89
0.283	1.35	3.283	2.16	6.283	9.71	9.28	1.89
0.300	1.35	3.300	2.16	6.300	9.71	9.30	1.89
0.317	1.35	3.317	2.16	6.317	9.71	9.32	1.89
0.333	1.35	3.333	2.16	6.333	9.71	9.33	1.89
0.350	1.35	3.350	2.16	6.350	9.71	9.35	1.89
0.367	1.35	3.367	2.16	6.367	9.71	9.37	1.89
0.383	1.35	3.383	2.16	6.383	9.71	9.38	1.89
0.400	1.35	3.400	2.16	6.400	9.71	9.40	1.89
0.417	1.35	3.417	2.16	6.417	9.71	9.42	1.89
0.433	1.35	3.433	2.16	6.433	9.71	9.43	1.89
0.450	1.35	3.450	2.16	6.450	9.71	9.45	1.89
0.467	1.35	3.467	2.16	6.467	9.71	9.47	1.89
0.483	1.35	3.483	2.16	6.483	9.71	9.48	1.89
0.500	1.35	3.500	2.16	6.500	9.70	9.50	1.89
0.517	1.35	3.517	2.16	6.517	4.31	9.52	1.89
0.533	1.35	3.533	2.16	6.533	4.31	9.53	1.89
0.550	1.35	3.550	2.16	6.550	4.31	9.55	1.89
0.567	1.35	3.567	2.16	6.567	4.31	9.57	1.89
0.583	1.35	3.583	2.16	6.583	4.31	9.58	1.89
0.600	1.35	3.600	2.16	6.600	4.31	9.60	1.89
0.617	1.35	3.617	2.16	6.617	4.31	9.62	1.89
0.633	1.35	3.633	2.16	6.633	4.31	9.63	1.89
0.650	1.35	3.650	2.16	6.650	4.31	9.65	1.89
0.667	1.35	3.667	2.16	6.667	4.31	9.67	1.89
0.683	1.35	3.683	2.16	6.683	4.31	9.68	1.89
0.700	1.35	3.700	2.16	6.700	4.31	9.70	1.89
0.717	1.35	3.717	2.16	6.717	4.31	9.72	1.89
0.733	1.35	3.733	2.16	6.733	4.31	9.73	1.89
0.750	1.35	3.750	2.16	6.750	4.31	9.75	1.89
0.767	1.35	3.767	2.16	6.767	4.31	9.77	1.89
0.783	1.35	3.783	2.16	6.783	4.31	9.78	1.89
0.800	1.35	3.800	2.16	6.800	4.31	9.80	1.89
0.817	1.35	3.817	2.16	6.817	4.31	9.82	1.89
0.833	1.35	3.833	2.16	6.833	4.31	9.83	1.89
0.850	1.35	3.850	2.16	6.850	4.31	9.85	1.89

VO6 Model Output Post-development Condition

0.867	1.35	3.867	2.16	6.867	4.31	9.87	1.89
0.883	1.35	3.883	2.16	6.883	4.31	9.88	1.89
0.900	1.35	3.900	2.16	6.900	4.31	9.90	1.89
0.917	1.35	3.917	2.16	6.917	4.31	9.92	1.89
0.933	1.35	3.933	2.16	6.933	4.31	9.93	1.89
0.950	1.35	3.950	2.16	6.950	4.31	9.95	1.89
0.967	1.35	3.967	2.16	6.967	4.31	9.97	1.89
0.983	1.35	3.983	2.16	6.983	4.31	9.98	1.89
1.000	1.35	4.000	2.16	7.000	4.31	10.00	1.89
1.017	1.35	4.017	3.23	7.017	4.31	10.02	1.08
1.033	1.35	4.033	3.23	7.033	4.31	10.03	1.08
1.050	1.35	4.050	3.23	7.050	4.31	10.05	1.08
1.067	1.35	4.067	3.23	7.067	4.31	10.07	1.08
1.083	1.35	4.083	3.23	7.083	4.31	10.08	1.08
1.100	1.35	4.100	3.24	7.100	4.31	10.10	1.08
1.117	1.35	4.117	3.23	7.117	4.31	10.12	1.08
1.133	1.35	4.133	3.23	7.133	4.31	10.13	1.08
1.150	1.35	4.150	3.23	7.150	4.31	10.15	1.08
1.167	1.35	4.167	3.23	7.167	4.31	10.17	1.08
1.183	1.35	4.183	3.24	7.183	4.31	10.18	1.08
1.200	1.35	4.200	3.23	7.200	4.31	10.20	1.08
1.217	1.35	4.217	3.23	7.217	4.31	10.22	1.08
1.233	1.35	4.233	3.23	7.233	4.31	10.23	1.08
1.250	1.35	4.250	3.23	7.250	4.31	10.25	1.08
1.267	1.35	4.267	3.24	7.267	4.31	10.27	1.08
1.283	1.35	4.283	3.23	7.283	4.31	10.28	1.08
1.300	1.35	4.300	3.23	7.300	4.31	10.30	1.08
1.317	1.35	4.317	3.23	7.317	4.31	10.32	1.08
1.333	1.35	4.333	3.24	7.333	4.31	10.33	1.08
1.350	1.35	4.350	3.23	7.350	4.31	10.35	1.08
1.367	1.35	4.367	3.23	7.367	4.31	10.37	1.08
1.383	1.35	4.383	3.23	7.383	4.31	10.38	1.08
1.400	1.35	4.400	3.23	7.400	4.31	10.40	1.08
1.417	1.35	4.417	3.24	7.417	4.31	10.42	1.08
1.433	1.35	4.433	3.23	7.433	4.31	10.43	1.08
1.450	1.35	4.450	3.23	7.450	4.31	10.45	1.08
1.467	1.35	4.467	3.23	7.467	4.31	10.47	1.08
1.483	1.35	4.483	3.23	7.483	4.31	10.48	1.08
1.500	1.35	4.500	3.24	7.500	4.31	10.50	1.08
1.517	1.35	4.517	4.31	7.517	3.23	10.52	1.08
1.533	1.35	4.533	4.31	7.533	3.23	10.53	1.08
1.550	1.35	4.550	4.31	7.550	3.23	10.55	1.08
1.567	1.35	4.567	4.31	7.567	3.23	10.57	1.08
1.583	1.35	4.583	4.31	7.583	3.24	10.58	1.08
1.600	1.35	4.600	4.31	7.600	3.23	10.60	1.08
1.617	1.35	4.617	4.31	7.617	3.23	10.62	1.08
1.633	1.35	4.633	4.31	7.633	3.23	10.63	1.08

VO6 Model Output Post-development Condition

1.650	1.35	4.650	4.31	7.650	3.23	10.65	1.08
1.667	1.35	4.667	4.31	7.667	3.24	10.67	1.08
1.683	1.35	4.683	4.31	7.683	3.23	10.68	1.08
1.700	1.35	4.700	4.31	7.700	3.23	10.70	1.08
1.717	1.35	4.717	4.31	7.717	3.23	10.72	1.08
1.733	1.35	4.733	4.31	7.733	3.23	10.73	1.08
1.750	1.35	4.750	4.31	7.750	3.24	10.75	1.08
1.767	1.35	4.767	4.31	7.767	3.23	10.77	1.08
1.783	1.35	4.783	4.31	7.783	3.23	10.78	1.08
1.800	1.35	4.800	4.31	7.800	3.23	10.80	1.08
1.817	1.35	4.817	4.31	7.817	3.23	10.82	1.08
1.833	1.35	4.833	4.31	7.833	3.24	10.83	1.08
1.850	1.35	4.850	4.31	7.850	3.23	10.85	1.08
1.867	1.35	4.867	4.31	7.867	3.23	10.87	1.08
1.883	1.35	4.883	4.31	7.883	3.23	10.88	1.08
1.900	1.35	4.900	4.31	7.900	3.23	10.90	1.08
1.917	1.35	4.917	4.31	7.917	3.24	10.92	1.08
1.933	1.35	4.933	4.31	7.933	3.23	10.93	1.08
1.950	1.35	4.950	4.31	7.950	3.23	10.95	1.08
1.967	1.35	4.967	4.31	7.967	3.23	10.97	1.08
1.983	1.35	4.983	4.31	7.983	3.23	10.98	1.08
2.000	1.35	5.000	4.32	8.000	3.23	11.00	1.08
2.017	1.62	5.017	6.47	8.017	1.89	11.02	1.08
2.033	1.62	5.033	6.47	8.033	1.89	11.03	1.08
2.050	1.62	5.050	6.47	8.050	1.89	11.05	1.08
2.067	1.62	5.067	6.47	8.067	1.89	11.07	1.08
2.083	1.62	5.083	6.47	8.083	1.89	11.08	1.08
2.100	1.62	5.100	6.47	8.100	1.89	11.10	1.08
2.117	1.62	5.117	6.47	8.117	1.89	11.12	1.08
2.133	1.62	5.133	6.47	8.133	1.89	11.13	1.08
2.150	1.62	5.150	6.47	8.150	1.89	11.15	1.08
2.167	1.62	5.167	6.47	8.167	1.89	11.17	1.08
2.183	1.62	5.183	6.47	8.183	1.89	11.18	1.08
2.200	1.62	5.200	6.47	8.200	1.89	11.20	1.08
2.217	1.62	5.217	6.47	8.217	1.89	11.22	1.08
2.233	1.62	5.233	6.47	8.233	1.89	11.23	1.08
2.250	1.62	5.250	6.47	8.250	1.89	11.25	1.08
2.267	1.62	5.267	6.47	8.267	1.89	11.27	1.08
2.283	1.62	5.283	6.47	8.283	1.89	11.28	1.08
2.300	1.62	5.300	6.47	8.300	1.89	11.30	1.08
2.317	1.62	5.317	6.47	8.317	1.89	11.32	1.08
2.333	1.62	5.333	6.47	8.333	1.89	11.33	1.08
2.350	1.62	5.350	6.47	8.350	1.89	11.35	1.08
2.367	1.62	5.367	6.47	8.367	1.89	11.37	1.08
2.383	1.62	5.383	6.47	8.383	1.89	11.38	1.08
2.400	1.62	5.400	6.47	8.400	1.89	11.40	1.08
2.417	1.62	5.417	6.47	8.417	1.89	11.42	1.08

VO6 Model Output Post-development Condition

2.433	1.62	5.433	6.47	8.433	1.89	11.43	1.08
2.450	1.62	5.450	6.47	8.450	1.89	11.45	1.08
2.467	1.62	5.467	6.47	8.467	1.89	11.47	1.08
2.483	1.62	5.483	6.47	8.483	1.89	11.48	1.08
2.500	1.62	5.500	6.49	8.500	1.89	11.50	1.08
2.517	1.62	5.517	25.88	8.517	1.89	11.52	1.08
2.533	1.62	5.533	25.88	8.533	1.89	11.53	1.08
2.550	1.62	5.550	25.88	8.550	1.89	11.55	1.08
2.567	1.62	5.567	25.88	8.567	1.89	11.57	1.08
2.583	1.62	5.583	25.88	8.583	1.89	11.58	1.08
2.600	1.62	5.600	25.88	8.600	1.89	11.60	1.08
2.617	1.62	5.617	25.88	8.617	1.89	11.62	1.08
2.633	1.62	5.633	25.88	8.633	1.89	11.63	1.08
2.650	1.62	5.650	25.88	8.650	1.89	11.65	1.08
2.667	1.62	5.667	25.88	8.667	1.89	11.67	1.08
2.683	1.62	5.683	25.88	8.683	1.89	11.68	1.08
2.700	1.62	5.700	25.88	8.700	1.89	11.70	1.08
2.717	1.62	5.717	25.88	8.717	1.89	11.72	1.08
2.733	1.62	5.733	25.88	8.733	1.89	11.73	1.08
2.750	1.62	5.750	25.93	8.750	1.89	11.75	1.08
2.767	1.62	5.767	61.81	8.767	1.89	11.77	1.08
2.783	1.62	5.783	61.81	8.783	1.89	11.78	1.08
2.800	1.62	5.800	61.81	8.800	1.89	11.80	1.08
2.817	1.62	5.817	61.81	8.817	1.89	11.82	1.08
2.833	1.62	5.833	61.86	8.833	1.89	11.83	1.08
2.850	1.62	5.850	106.87	8.850	1.89	11.85	1.08
2.867	1.62	5.867	106.87	8.867	1.89	11.87	1.08
2.883	1.62	5.883	106.87	8.883	1.89	11.88	1.08
2.900	1.62	5.900	106.87	8.900	1.89	11.90	1.08
2.917	1.62	5.917	106.79	8.917	1.89	11.92	1.08
2.933	1.62	5.933	44.87	8.933	1.89	11.93	1.08
2.950	1.62	5.950	44.87	8.950	1.89	11.95	1.08
2.967	1.62	5.967	44.87	8.967	1.89	11.97	1.08
2.983	1.62	5.983	44.87	8.983	1.89	11.98	1.08
3.000	1.62	6.000	44.82	9.000	1.89	12.00	1.08

Max.Eff.Inten.(mm/hr)=	106.85	50.04	
over (min)	5.00	11.00	
Storage Coeff. (min)=	1.45 (ii)	10.76 (ii)	
Unit Hyd. Tpeak (min)=	5.00	11.00	
Unit Hyd. peak (cms)=	0.42	0.10	
			TOTALS
PEAK FLOW (cms)=	0.00	0.02	0.023 (iii)
TIME TO PEAK (hrs)=	5.93	6.07	6.05
RUNOFF VOLUME (mm)=	53.46	27.98	29.23
TOTAL RAINFALL (mm)=	54.46	54.46	54.46
RUNOFF COEFFICIENT =	0.98	0.51	0.54

VO6 Model Output Post-development Condition

```
***** WARNING:FOR AREAS WITH IMPERVIOUS RATIOS BELOW 20%
              YOU SHOULD CONSIDER SPLITTING THE AREA.

       (i) CN PROCEDURE SELECTED FOR PERVIOUS LOSSES:
            CN*  =  87.0    Ia = Dep. Storage  (Above)
      (ii) TIME STEP (DT) SHOULD BE SMALLER OR EQUAL
           THAN THE STORAGE COEFFICIENT.
     (iii) PEAK FLOW DOES NOT INCLUDE BASEFLOW IF ANY.

--------------------------------------------------------------------------------

--------------------
| ADD HYD  (  1060)|
|   1 +  2 =  3    |         AREA    QPEAK    TPEAK     R.V.
--------------------         (ha)    (cms)    (hrs)     (mm)
        ID1= 1 (  1090):     1.22   0.131     5.95    48.55
      + ID2= 2 (  0208):     0.20   0.043     5.93    45.80
        ====================================================
        ID = 3 (  1060):     1.42   0.173     5.95    48.17

     NOTE:  PEAK FLOWS DO NOT INCLUDE BASEFLOWS IF ANY.
--------------------------------------------------------------------------------

--------------------
| ADD HYD  (  1060)|
|   3 +  2 =  1    |         AREA    QPEAK    TPEAK     R.V.
--------------------         (ha)    (cms)    (hrs)     (mm)
        ID1= 3 (  1060):     1.42   0.173     5.95    48.17
      + ID2= 2 (  0212):     0.25   0.023     6.05    29.23
        ====================================================
        ID = 1 (  1060):     1.67   0.192     5.95    45.33

     NOTE:  PEAK FLOWS DO NOT INCLUDE BASEFLOWS IF ANY.
--------------------------------------------------------------------------------
--------------------
| CALIB            |
| STANDHYD (  0209)|   Area    (ha)=   0.38
|ID= 1 DT= 1.0 min |   Total Imp(%)=  70.00   Dir. Conn.(%)=  70.00
--------------------
                              IMPERVIOUS    PERVIOUS (i)
     Surface Area     (ha)=       0.27         0.12
     Dep. Storage     (mm)=       1.00         5.00
     Average Slope     (%)=       1.00         2.00
     Length            (m)=      50.66        40.00
     Mannings n           =      0.013        0.250
```

VO6 Model Output Post-development Condition
NOTE: RAINFALL WAS TRANSFORMED TO 1.0 MIN. TIME STEP.

---- TRANSFORMED HYETOGRAPH ----

TIME hrs	RAIN mm/hr	TIME hrs	RAIN mm/hr	TIME hrs	RAIN mm/hr	TIME hrs	RAIN mm/hr
0.017	1.35	3.017	2.16	6.017	9.71	9.02	1.89
0.033	1.35	3.033	2.16	6.033	9.71	9.03	1.89
0.050	1.35	3.050	2.16	6.050	9.71	9.05	1.89
0.067	1.35	3.067	2.16	6.067	9.71	9.07	1.89
0.083	1.35	3.083	2.16	6.083	9.71	9.08	1.89
0.100	1.35	3.100	2.16	6.100	9.71	9.10	1.89
0.117	1.35	3.117	2.16	6.117	9.71	9.12	1.89
0.133	1.35	3.133	2.16	6.133	9.71	9.13	1.89
0.150	1.35	3.150	2.16	6.150	9.71	9.15	1.89
0.167	1.35	3.167	2.16	6.167	9.71	9.17	1.89
0.183	1.35	3.183	2.16	6.183	9.71	9.18	1.89
0.200	1.35	3.200	2.16	6.200	9.71	9.20	1.89
0.217	1.35	3.217	2.16	6.217	9.71	9.22	1.89
0.233	1.35	3.233	2.16	6.233	9.71	9.23	1.89
0.250	1.35	3.250	2.16	6.250	9.71	9.25	1.89
0.267	1.35	3.267	2.16	6.267	9.71	9.27	1.89
0.283	1.35	3.283	2.16	6.283	9.71	9.28	1.89
0.300	1.35	3.300	2.16	6.300	9.71	9.30	1.89
0.317	1.35	3.317	2.16	6.317	9.71	9.32	1.89
0.333	1.35	3.333	2.16	6.333	9.71	9.33	1.89
0.350	1.35	3.350	2.16	6.350	9.71	9.35	1.89
0.367	1.35	3.367	2.16	6.367	9.71	9.37	1.89
0.383	1.35	3.383	2.16	6.383	9.71	9.38	1.89
0.400	1.35	3.400	2.16	6.400	9.71	9.40	1.89
0.417	1.35	3.417	2.16	6.417	9.71	9.42	1.89
0.433	1.35	3.433	2.16	6.433	9.71	9.43	1.89
0.450	1.35	3.450	2.16	6.450	9.71	9.45	1.89
0.467	1.35	3.467	2.16	6.467	9.71	9.47	1.89
0.483	1.35	3.483	2.16	6.483	9.71	9.48	1.89
0.500	1.35	3.500	2.16	6.500	9.70	9.50	1.89
0.517	1.35	3.517	2.16	6.517	4.31	9.52	1.89
0.533	1.35	3.533	2.16	6.533	4.31	9.53	1.89
0.550	1.35	3.550	2.16	6.550	4.31	9.55	1.89
0.567	1.35	3.567	2.16	6.567	4.31	9.57	1.89
0.583	1.35	3.583	2.16	6.583	4.31	9.58	1.89
0.600	1.35	3.600	2.16	6.600	4.31	9.60	1.89
0.617	1.35	3.617	2.16	6.617	4.31	9.62	1.89
0.633	1.35	3.633	2.16	6.633	4.31	9.63	1.89
0.650	1.35	3.650	2.16	6.650	4.31	9.65	1.89
0.667	1.35	3.667	2.16	6.667	4.31	9.67	1.89
0.683	1.35	3.683	2.16	6.683	4.31	9.68	1.89

VO6 Model Output Post-development Condition

0.700	1.35	3.700	2.16	6.700	4.31	9.70	1.89
0.717	1.35	3.717	2.16	6.717	4.31	9.72	1.89
0.733	1.35	3.733	2.16	6.733	4.31	9.73	1.89
0.750	1.35	3.750	2.16	6.750	4.31	9.75	1.89
0.767	1.35	3.767	2.16	6.767	4.31	9.77	1.89
0.783	1.35	3.783	2.16	6.783	4.31	9.78	1.89
0.800	1.35	3.800	2.16	6.800	4.31	9.80	1.89
0.817	1.35	3.817	2.16	6.817	4.31	9.82	1.89
0.833	1.35	3.833	2.16	6.833	4.31	9.83	1.89
0.850	1.35	3.850	2.16	6.850	4.31	9.85	1.89
0.867	1.35	3.867	2.16	6.867	4.31	9.87	1.89
0.883	1.35	3.883	2.16	6.883	4.31	9.88	1.89
0.900	1.35	3.900	2.16	6.900	4.31	9.90	1.89
0.917	1.35	3.917	2.16	6.917	4.31	9.92	1.89
0.933	1.35	3.933	2.16	6.933	4.31	9.93	1.89
0.950	1.35	3.950	2.16	6.950	4.31	9.95	1.89
0.967	1.35	3.967	2.16	6.967	4.31	9.97	1.89
0.983	1.35	3.983	2.16	6.983	4.31	9.98	1.89
1.000	1.35	4.000	2.16	7.000	4.31	10.00	1.89
1.017	1.35	4.017	3.23	7.017	4.31	10.02	1.08
1.033	1.35	4.033	3.23	7.033	4.31	10.03	1.08
1.050	1.35	4.050	3.23	7.050	4.31	10.05	1.08
1.067	1.35	4.067	3.23	7.067	4.31	10.07	1.08
1.083	1.35	4.083	3.23	7.083	4.31	10.08	1.08
1.100	1.35	4.100	3.24	7.100	4.31	10.10	1.08
1.117	1.35	4.117	3.23	7.117	4.31	10.12	1.08
1.133	1.35	4.133	3.23	7.133	4.31	10.13	1.08
1.150	1.35	4.150	3.23	7.150	4.31	10.15	1.08
1.167	1.35	4.167	3.23	7.167	4.31	10.17	1.08
1.183	1.35	4.183	3.24	7.183	4.31	10.18	1.08
1.200	1.35	4.200	3.23	7.200	4.31	10.20	1.08
1.217	1.35	4.217	3.23	7.217	4.31	10.22	1.08
1.233	1.35	4.233	3.23	7.233	4.31	10.23	1.08
1.250	1.35	4.250	3.23	7.250	4.31	10.25	1.08
1.267	1.35	4.267	3.24	7.267	4.31	10.27	1.08
1.283	1.35	4.283	3.23	7.283	4.31	10.28	1.08
1.300	1.35	4.300	3.23	7.300	4.31	10.30	1.08
1.317	1.35	4.317	3.23	7.317	4.31	10.32	1.08
1.333	1.35	4.333	3.24	7.333	4.31	10.33	1.08
1.350	1.35	4.350	3.23	7.350	4.31	10.35	1.08
1.367	1.35	4.367	3.23	7.367	4.31	10.37	1.08
1.383	1.35	4.383	3.23	7.383	4.31	10.38	1.08
1.400	1.35	4.400	3.23	7.400	4.31	10.40	1.08
1.417	1.35	4.417	3.24	7.417	4.31	10.42	1.08
1.433	1.35	4.433	3.23	7.433	4.31	10.43	1.08
1.450	1.35	4.450	3.23	7.450	4.31	10.45	1.08
1.467	1.35	4.467	3.23	7.467	4.31	10.47	1.08

VO6 Model Output Post-development Condition

1.483	1.35	4.483	3.23	7.483	4.31	10.48	1.08
1.500	1.35	4.500	3.24	7.500	4.31	10.50	1.08
1.517	1.35	4.517	4.31	7.517	3.23	10.52	1.08
1.533	1.35	4.533	4.31	7.533	3.23	10.53	1.08
1.550	1.35	4.550	4.31	7.550	3.23	10.55	1.08
1.567	1.35	4.567	4.31	7.567	3.23	10.57	1.08
1.583	1.35	4.583	4.31	7.583	3.24	10.58	1.08
1.600	1.35	4.600	4.31	7.600	3.23	10.60	1.08
1.617	1.35	4.617	4.31	7.617	3.23	10.62	1.08
1.633	1.35	4.633	4.31	7.633	3.23	10.63	1.08
1.650	1.35	4.650	4.31	7.650	3.23	10.65	1.08
1.667	1.35	4.667	4.31	7.667	3.24	10.67	1.08
1.683	1.35	4.683	4.31	7.683	3.23	10.68	1.08
1.700	1.35	4.700	4.31	7.700	3.23	10.70	1.08
1.717	1.35	4.717	4.31	7.717	3.23	10.72	1.08
1.733	1.35	4.733	4.31	7.733	3.23	10.73	1.08
1.750	1.35	4.750	4.31	7.750	3.24	10.75	1.08
1.767	1.35	4.767	4.31	7.767	3.23	10.77	1.08
1.783	1.35	4.783	4.31	7.783	3.23	10.78	1.08
1.800	1.35	4.800	4.31	7.800	3.23	10.80	1.08
1.817	1.35	4.817	4.31	7.817	3.23	10.82	1.08
1.833	1.35	4.833	4.31	7.833	3.24	10.83	1.08
1.850	1.35	4.850	4.31	7.850	3.23	10.85	1.08
1.867	1.35	4.867	4.31	7.867	3.23	10.87	1.08
1.883	1.35	4.883	4.31	7.883	3.23	10.88	1.08
1.900	1.35	4.900	4.31	7.900	3.23	10.90	1.08
1.917	1.35	4.917	4.31	7.917	3.24	10.92	1.08
1.933	1.35	4.933	4.31	7.933	3.23	10.93	1.08
1.950	1.35	4.950	4.31	7.950	3.23	10.95	1.08
1.967	1.35	4.967	4.31	7.967	3.23	10.97	1.08
1.983	1.35	4.983	4.31	7.983	3.23	10.98	1.08
2.000	1.35	5.000	4.32	8.000	3.23	11.00	1.08
2.017	1.62	5.017	6.47	8.017	1.89	11.02	1.08
2.033	1.62	5.033	6.47	8.033	1.89	11.03	1.08
2.050	1.62	5.050	6.47	8.050	1.89	11.05	1.08
2.067	1.62	5.067	6.47	8.067	1.89	11.07	1.08
2.083	1.62	5.083	6.47	8.083	1.89	11.08	1.08
2.100	1.62	5.100	6.47	8.100	1.89	11.10	1.08
2.117	1.62	5.117	6.47	8.117	1.89	11.12	1.08
2.133	1.62	5.133	6.47	8.133	1.89	11.13	1.08
2.150	1.62	5.150	6.47	8.150	1.89	11.15	1.08
2.167	1.62	5.167	6.47	8.167	1.89	11.17	1.08
2.183	1.62	5.183	6.47	8.183	1.89	11.18	1.08
2.200	1.62	5.200	6.47	8.200	1.89	11.20	1.08
2.217	1.62	5.217	6.47	8.217	1.89	11.22	1.08
2.233	1.62	5.233	6.47	8.233	1.89	11.23	1.08
2.250	1.62	5.250	6.47	8.250	1.89	11.25	1.08

VO6 Model Output Post-development Condition

2.267	1.62	5.267	6.47	8.267	1.89	11.27	1.08
2.283	1.62	5.283	6.47	8.283	1.89	11.28	1.08
2.300	1.62	5.300	6.47	8.300	1.89	11.30	1.08
2.317	1.62	5.317	6.47	8.317	1.89	11.32	1.08
2.333	1.62	5.333	6.47	8.333	1.89	11.33	1.08
2.350	1.62	5.350	6.47	8.350	1.89	11.35	1.08
2.367	1.62	5.367	6.47	8.367	1.89	11.37	1.08
2.383	1.62	5.383	6.47	8.383	1.89	11.38	1.08
2.400	1.62	5.400	6.47	8.400	1.89	11.40	1.08
2.417	1.62	5.417	6.47	8.417	1.89	11.42	1.08
2.433	1.62	5.433	6.47	8.433	1.89	11.43	1.08
2.450	1.62	5.450	6.47	8.450	1.89	11.45	1.08
2.467	1.62	5.467	6.47	8.467	1.89	11.47	1.08
2.483	1.62	5.483	6.47	8.483	1.89	11.48	1.08
2.500	1.62	5.500	6.49	8.500	1.89	11.50	1.08
2.517	1.62	5.517	25.88	8.517	1.89	11.52	1.08
2.533	1.62	5.533	25.88	8.533	1.89	11.53	1.08
2.550	1.62	5.550	25.88	8.550	1.89	11.55	1.08
2.567	1.62	5.567	25.88	8.567	1.89	11.57	1.08
2.583	1.62	5.583	25.88	8.583	1.89	11.58	1.08
2.600	1.62	5.600	25.88	8.600	1.89	11.60	1.08
2.617	1.62	5.617	25.88	8.617	1.89	11.62	1.08
2.633	1.62	5.633	25.88	8.633	1.89	11.63	1.08
2.650	1.62	5.650	25.88	8.650	1.89	11.65	1.08
2.667	1.62	5.667	25.88	8.667	1.89	11.67	1.08
2.683	1.62	5.683	25.88	8.683	1.89	11.68	1.08
2.700	1.62	5.700	25.88	8.700	1.89	11.70	1.08
2.717	1.62	5.717	25.88	8.717	1.89	11.72	1.08
2.733	1.62	5.733	25.88	8.733	1.89	11.73	1.08
2.750	1.62	5.750	25.93	8.750	1.89	11.75	1.08
2.767	1.62	5.767	61.81	8.767	1.89	11.77	1.08
2.783	1.62	5.783	61.81	8.783	1.89	11.78	1.08
2.800	1.62	5.800	61.81	8.800	1.89	11.80	1.08
2.817	1.62	5.817	61.81	8.817	1.89	11.82	1.08
2.833	1.62	5.833	61.86	8.833	1.89	11.83	1.08
2.850	1.62	5.850	106.87	8.850	1.89	11.85	1.08
2.867	1.62	5.867	106.87	8.867	1.89	11.87	1.08
2.883	1.62	5.883	106.87	8.883	1.89	11.88	1.08
2.900	1.62	5.900	106.87	8.900	1.89	11.90	1.08
2.917	1.62	5.917	106.79	8.917	1.89	11.92	1.08
2.933	1.62	5.933	44.87	8.933	1.89	11.93	1.08
2.950	1.62	5.950	44.87	8.950	1.89	11.95	1.08
2.967	1.62	5.967	44.87	8.967	1.89	11.97	1.08
2.983	1.62	5.983	44.87	8.983	1.89	11.98	1.08
3.000	1.62	6.000	44.82	9.000	1.89	12.00	1.08

Max.Eff.Inten.(mm/hr)= 106.85 50.04

VO6 Model Output Post-development Condition

```
                over (min)        5.00         7.00
     Storage Coeff.  (min)=       1.65 (ii)    6.55 (ii)
     Unit Hyd. Tpeak (min)=       5.00         7.00
     Unit Hyd. peak  (cms)=       0.40         0.17
                                                          *TOTALS*
     PEAK FLOW       (cms)=       0.07         0.01          0.084 (iii)
     TIME TO PEAK    (hrs)=       5.93         6.00           5.93
     RUNOFF VOLUME    (mm)=      53.46        27.98          45.81
     TOTAL RAINFALL   (mm)=      54.46        54.46          54.46
     RUNOFF COEFFICIENT   =       0.98         0.51           0.84


       (i) CN PROCEDURE SELECTED FOR PERVIOUS LOSSES:
            CN*  =  87.0    Ia = Dep. Storage  (Above)
      (ii) TIME STEP (DT) SHOULD BE SMALLER OR EQUAL
           THAN THE STORAGE COEFFICIENT.
     (iii) PEAK FLOW DOES NOT INCLUDE BASEFLOW IF ANY.

--------------------------------------------------------------------------------
--------------------
| CALIB            |
| STANDHYD (  0203)|   Area    (ha)=   0.31
|ID= 1 DT= 1.0 min |   Total Imp(%)=  85.00   Dir. Conn.(%)=  85.00
--------------------
                              IMPERVIOUS    PERVIOUS (i)
     Surface Area     (ha)=       0.26         0.05
     Dep. Storage     (mm)=       1.00         5.00
     Average Slope     (%)=       1.00         2.00
     Length            (m)=      45.17        40.00
     Mannings n           =      0.013        0.250

         NOTE:  RAINFALL WAS TRANSFORMED TO   1.0 MIN. TIME STEP.


                              ---- TRANSFORMED HYETOGRAPH ----
                TIME    RAIN |  TIME    RAIN |'  TIME    RAIN |  TIME    RAIN
                 hrs   mm/hr |   hrs   mm/hr |'   hrs   mm/hr |   hrs   mm/hr
               0.017    1.35 | 3.017    2.16 | 6.017    9.71 |  9.02    1.89
               0.033    1.35 | 3.033    2.16 | 6.033    9.71 |  9.03    1.89
               0.050    1.35 | 3.050    2.16 | 6.050    9.71 |  9.05    1.89
               0.067    1.35 | 3.067    2.16 | 6.067    9.71 |  9.07    1.89
               0.083    1.35 | 3.083    2.16 | 6.083    9.71 |  9.08    1.89
               0.100    1.35 | 3.100    2.16 | 6.100    9.71 |  9.10    1.89
               0.117    1.35 | 3.117    2.16 | 6.117    9.71 |  9.12    1.89
               0.133    1.35 | 3.133    2.16 | 6.133    9.71 |  9.13    1.89
               0.150    1.35 | 3.150    2.16 | 6.150    9.71 |  9.15    1.89
               0.167    1.35 | 3.167    2.16 | 6.167    9.71 |  9.17    1.89
```

VO6 Model Output Post-development Condition

0.183	1.35	3.183	2.16	6.183	9.71	9.18	1.89
0.200	1.35	3.200	2.16	6.200	9.71	9.20	1.89
0.217	1.35	3.217	2.16	6.217	9.71	9.22	1.89
0.233	1.35	3.233	2.16	6.233	9.71	9.23	1.89
0.250	1.35	3.250	2.16	6.250	9.71	9.25	1.89
0.267	1.35	3.267	2.16	6.267	9.71	9.27	1.89
0.283	1.35	3.283	2.16	6.283	9.71	9.28	1.89
0.300	1.35	3.300	2.16	6.300	9.71	9.30	1.89
0.317	1.35	3.317	2.16	6.317	9.71	9.32	1.89
0.333	1.35	3.333	2.16	6.333	9.71	9.33	1.89
0.350	1.35	3.350	2.16	6.350	9.71	9.35	1.89
0.367	1.35	3.367	2.16	6.367	9.71	9.37	1.89
0.383	1.35	3.383	2.16	6.383	9.71	9.38	1.89
0.400	1.35	3.400	2.16	6.400	9.71	9.40	1.89
0.417	1.35	3.417	2.16	6.417	9.71	9.42	1.89
0.433	1.35	3.433	2.16	6.433	9.71	9.43	1.89
0.450	1.35	3.450	2.16	6.450	9.71	9.45	1.89
0.467	1.35	3.467	2.16	6.467	9.71	9.47	1.89
0.483	1.35	3.483	2.16	6.483	9.71	9.48	1.89
0.500	1.35	3.500	2.16	6.500	9.70	9.50	1.89
0.517	1.35	3.517	2.16	6.517	4.31	9.52	1.89
0.533	1.35	3.533	2.16	6.533	4.31	9.53	1.89
0.550	1.35	3.550	2.16	6.550	4.31	9.55	1.89
0.567	1.35	3.567	2.16	6.567	4.31	9.57	1.89
0.583	1.35	3.583	2.16	6.583	4.31	9.58	1.89
0.600	1.35	3.600	2.16	6.600	4.31	9.60	1.89
0.617	1.35	3.617	2.16	6.617	4.31	9.62	1.89
0.633	1.35	3.633	2.16	6.633	4.31	9.63	1.89
0.650	1.35	3.650	2.16	6.650	4.31	9.65	1.89
0.667	1.35	3.667	2.16	6.667	4.31	9.67	1.89
0.683	1.35	3.683	2.16	6.683	4.31	9.68	1.89
0.700	1.35	3.700	2.16	6.700	4.31	9.70	1.89
0.717	1.35	3.717	2.16	6.717	4.31	9.72	1.89
0.733	1.35	3.733	2.16	6.733	4.31	9.73	1.89
0.750	1.35	3.750	2.16	6.750	4.31	9.75	1.89
0.767	1.35	3.767	2.16	6.767	4.31	9.77	1.89
0.783	1.35	3.783	2.16	6.783	4.31	9.78	1.89
0.800	1.35	3.800	2.16	6.800	4.31	9.80	1.89
0.817	1.35	3.817	2.16	6.817	4.31	9.82	1.89
0.833	1.35	3.833	2.16	6.833	4.31	9.83	1.89
0.850	1.35	3.850	2.16	6.850	4.31	9.85	1.89
0.867	1.35	3.867	2.16	6.867	4.31	9.87	1.89
0.883	1.35	3.883	2.16	6.883	4.31	9.88	1.89
0.900	1.35	3.900	2.16	6.900	4.31	9.90	1.89
0.917	1.35	3.917	2.16	6.917	4.31	9.92	1.89
0.933	1.35	3.933	2.16	6.933	4.31	9.93	1.89
0.950	1.35	3.950	2.16	6.950	4.31	9.95	1.89

VO6 Model Output Post-development Condition

0.967	1.35	3.967	2.16	6.967	4.31	9.97	1.89
0.983	1.35	3.983	2.16	6.983	4.31	9.98	1.89
1.000	1.35	4.000	2.16	7.000	4.31	10.00	1.89
1.017	1.35	4.017	3.23	7.017	4.31	10.02	1.08
1.033	1.35	4.033	3.23	7.033	4.31	10.03	1.08
1.050	1.35	4.050	3.23	7.050	4.31	10.05	1.08
1.067	1.35	4.067	3.23	7.067	4.31	10.07	1.08
1.083	1.35	4.083	3.23	7.083	4.31	10.08	1.08
1.100	1.35	4.100	3.24	7.100	4.31	10.10	1.08
1.117	1.35	4.117	3.23	7.117	4.31	10.12	1.08
1.133	1.35	4.133	3.23	7.133	4.31	10.13	1.08
1.150	1.35	4.150	3.23	7.150	4.31	10.15	1.08
1.167	1.35	4.167	3.23	7.167	4.31	10.17	1.08
1.183	1.35	4.183	3.24	7.183	4.31	10.18	1.08
1.200	1.35	4.200	3.23	7.200	4.31	10.20	1.08
1.217	1.35	4.217	3.23	7.217	4.31	10.22	1.08
1.233	1.35	4.233	3.23	7.233	4.31	10.23	1.08
1.250	1.35	4.250	3.23	7.250	4.31	10.25	1.08
1.267	1.35	4.267	3.24	7.267	4.31	10.27	1.08
1.283	1.35	4.283	3.23	7.283	4.31	10.28	1.08
1.300	1.35	4.300	3.23	7.300	4.31	10.30	1.08
1.317	1.35	4.317	3.23	7.317	4.31	10.32	1.08
1.333	1.35	4.333	3.24	7.333	4.31	10.33	1.08
1.350	1.35	4.350	3.23	7.350	4.31	10.35	1.08
1.367	1.35	4.367	3.23	7.367	4.31	10.37	1.08
1.383	1.35	4.383	3.23	7.383	4.31	10.38	1.08
1.400	1.35	4.400	3.23	7.400	4.31	10.40	1.08
1.417	1.35	4.417	3.24	7.417	4.31	10.42	1.08
1.433	1.35	4.433	3.23	7.433	4.31	10.43	1.08
1.450	1.35	4.450	3.23	7.450	4.31	10.45	1.08
1.467	1.35	4.467	3.23	7.467	4.31	10.47	1.08
1.483	1.35	4.483	3.23	7.483	4.31	10.48	1.08
1.500	1.35	4.500	3.24	7.500	4.31	10.50	1.08
1.517	1.35	4.517	4.31	7.517	3.23	10.52	1.08
1.533	1.35	4.533	4.31	7.533	3.23	10.53	1.08
1.550	1.35	4.550	4.31	7.550	3.23	10.55	1.08
1.567	1.35	4.567	4.31	7.567	3.23	10.57	1.08
1.583	1.35	4.583	4.31	7.583	3.24	10.58	1.08
1.600	1.35	4.600	4.31	7.600	3.23	10.60	1.08
1.617	1.35	4.617	4.31	7.617	3.23	10.62	1.08
1.633	1.35	4.633	4.31	7.633	3.23	10.63	1.08
1.650	1.35	4.650	4.31	7.650	3.23	10.65	1.08
1.667	1.35	4.667	4.31	7.667	3.24	10.67	1.08
1.683	1.35	4.683	4.31	7.683	3.23	10.68	1.08
1.700	1.35	4.700	4.31	7.700	3.23	10.70	1.08
1.717	1.35	4.717	4.31	7.717	3.23	10.72	1.08
1.733	1.35	4.733	4.31	7.733	3.23	10.73	1.08

VO6 Model Output Post-development Condition

1.750	1.35	4.750	4.31	7.750	3.24	10.75	1.08
1.767	1.35	4.767	4.31	7.767	3.23	10.77	1.08
1.783	1.35	4.783	4.31	7.783	3.23	10.78	1.08
1.800	1.35	4.800	4.31	7.800	3.23	10.80	1.08
1.817	1.35	4.817	4.31	7.817	3.23	10.82	1.08
1.833	1.35	4.833	4.31	7.833	3.24	10.83	1.08
1.850	1.35	4.850	4.31	7.850	3.23	10.85	1.08
1.867	1.35	4.867	4.31	7.867	3.23	10.87	1.08
1.883	1.35	4.883	4.31	7.883	3.23	10.88	1.08
1.900	1.35	4.900	4.31	7.900	3.23	10.90	1.08
1.917	1.35	4.917	4.31	7.917	3.24	10.92	1.08
1.933	1.35	4.933	4.31	7.933	3.23	10.93	1.08
1.950	1.35	4.950	4.31	7.950	3.23	10.95	1.08
1.967	1.35	4.967	4.31	7.967	3.23	10.97	1.08
1.983	1.35	4.983	4.31	7.983	3.23	10.98	1.08
2.000	1.35	5.000	4.32	8.000	3.23	11.00	1.08
2.017	1.62	5.017	6.47	8.017	1.89	11.02	1.08
2.033	1.62	5.033	6.47	8.033	1.89	11.03	1.08
2.050	1.62	5.050	6.47	8.050	1.89	11.05	1.08
2.067	1.62	5.067	6.47	8.067	1.89	11.07	1.08
2.083	1.62	5.083	6.47	8.083	1.89	11.08	1.08
2.100	1.62	5.100	6.47	8.100	1.89	11.10	1.08
2.117	1.62	5.117	6.47	8.117	1.89	11.12	1.08
2.133	1.62	5.133	6.47	8.133	1.89	11.13	1.08
2.150	1.62	5.150	6.47	8.150	1.89	11.15	1.08
2.167	1.62	5.167	6.47	8.167	1.89	11.17	1.08
2.183	1.62	5.183	6.47	8.183	1.89	11.18	1.08
2.200	1.62	5.200	6.47	8.200	1.89	11.20	1.08
2.217	1.62	5.217	6.47	8.217	1.89	11.22	1.08
2.233	1.62	5.233	6.47	8.233	1.89	11.23	1.08
2.250	1.62	5.250	6.47	8.250	1.89	11.25	1.08
2.267	1.62	5.267	6.47	8.267	1.89	11.27	1.08
2.283	1.62	5.283	6.47	8.283	1.89	11.28	1.08
2.300	1.62	5.300	6.47	8.300	1.89	11.30	1.08
2.317	1.62	5.317	6.47	8.317	1.89	11.32	1.08
2.333	1.62	5.333	6.47	8.333	1.89	11.33	1.08
2.350	1.62	5.350	6.47	8.350	1.89	11.35	1.08
2.367	1.62	5.367	6.47	8.367	1.89	11.37	1.08
2.383	1.62	5.383	6.47	8.383	1.89	11.38	1.08
2.400	1.62	5.400	6.47	8.400	1.89	11.40	1.08
2.417	1.62	5.417	6.47	8.417	1.89	11.42	1.08
2.433	1.62	5.433	6.47	8.433	1.89	11.43	1.08
2.450	1.62	5.450	6.47	8.450	1.89	11.45	1.08
2.467	1.62	5.467	6.47	8.467	1.89	11.47	1.08
2.483	1.62	5.483	6.47	8.483	1.89	11.48	1.08
2.500	1.62	5.500	6.49	8.500	1.89	11.50	1.08
2.517	1.62	5.517	25.88	8.517	1.89	11.52	1.08

VO6 Model Output Post-development Condition

2.533	1.62	5.533	25.88	8.533	1.89	11.53	1.08
2.550	1.62	5.550	25.88	8.550	1.89	11.55	1.08
2.567	1.62	5.567	25.88	8.567	1.89	11.57	1.08
2.583	1.62	5.583	25.88	8.583	1.89	11.58	1.08
2.600	1.62	5.600	25.88	8.600	1.89	11.60	1.08
2.617	1.62	5.617	25.88	8.617	1.89	11.62	1.08
2.633	1.62	5.633	25.88	8.633	1.89	11.63	1.08
2.650	1.62	5.650	25.88	8.650	1.89	11.65	1.08
2.667	1.62	5.667	25.88	8.667	1.89	11.67	1.08
2.683	1.62	5.683	25.88	8.683	1.89	11.68	1.08
2.700	1.62	5.700	25.88	8.700	1.89	11.70	1.08
2.717	1.62	5.717	25.88	8.717	1.89	11.72	1.08
2.733	1.62	5.733	25.88	8.733	1.89	11.73	1.08
2.750	1.62	5.750	25.93	8.750	1.89	11.75	1.08
2.767	1.62	5.767	61.81	8.767	1.89	11.77	1.08
2.783	1.62	5.783	61.81	8.783	1.89	11.78	1.08
2.800	1.62	5.800	61.81	8.800	1.89	11.80	1.08
2.817	1.62	5.817	61.81	8.817	1.89	11.82	1.08
2.833	1.62	5.833	61.86	8.833	1.89	11.83	1.08
2.850	1.62	5.850	106.87	8.850	1.89	11.85	1.08
2.867	1.62	5.867	106.87	8.867	1.89	11.87	1.08
2.883	1.62	5.883	106.87	8.883	1.89	11.88	1.08
2.900	1.62	5.900	106.87	8.900	1.89	11.90	1.08
2.917	1.62	5.917	106.79	8.917	1.89	11.92	1.08
2.933	1.62	5.933	44.87	8.933	1.89	11.93	1.08
2.950	1.62	5.950	44.87	8.950	1.89	11.95	1.08
2.967	1.62	5.967	44.87	8.967	1.89	11.97	1.08
2.983	1.62	5.983	44.87	8.983	1.89	11.98	1.08
3.000	1.62	6.000	44.82	9.000	1.89	12.00	1.08

Max.Eff.Inten.(mm/hr)=	106.85	50.04	
over (min)	5.00	5.00	
Storage Coeff. (min)=	1.54 (ii)	4.98 (ii)	
Unit Hyd. Tpeak (min)=	5.00	5.00	
Unit Hyd. peak (cms)=	0.41	0.23	
			TOTALS
PEAK FLOW (cms)=	0.07	0.01	0.076 (iii)
TIME TO PEAK (hrs)=	5.93	5.97	5.93
RUNOFF VOLUME (mm)=	53.46	27.99	49.63
TOTAL RAINFALL (mm)=	54.46	54.46	54.46
RUNOFF COEFFICIENT =	0.98	0.51	0.91

(i) CN PROCEDURE SELECTED FOR PERVIOUS LOSSES:
CN* = 87.0 Ia = Dep. Storage (Above)
(ii) TIME STEP (DT) SHOULD BE SMALLER OR EQUAL
THAN THE STORAGE COEFFICIENT.

VO6 Model Output Post-development Condition

(iii) PEAK FLOW DOES NOT INCLUDE BASEFLOW IF ANY.

```
--------------------------------------------------------------------------------
--------------------
| RESERVOIR(  2031)|     OVERFLOW IS OFF
| IN= 2---> OUT= 1 |
| DT=  1.0 min     |     OUTFLOW    STORAGE   |  OUTFLOW    STORAGE
--------------------      (cms)     (ha.m.)   |   (cms)     (ha.m.)
                          0.0000     0.0000   |   0.0380      0.0120

                                AREA     QPEAK     TPEAK       R.V.
                                (ha)     (cms)     (hrs)       (mm)
   INFLOW : ID= 2 (  0203)      0.306      0.076      5.93      49.63
   OUTFLOW: ID= 1 (  2031)      0.306      0.019      6.08      49.37

                  PEAK   FLOW   REDUCTION [Qout/Qin](%)= 25.15
                  TIME SHIFT OF PEAK FLOW         (min)=  9.00
                  MAXIMUM  STORAGE   USED       (ha.m.)=  0.0060

--------------------------------------------------------------------------------
--------------------
| CALIB            |
| STANDHYD (  0204)|   Area    (ha)=   0.50
|ID= 1 DT= 1.0 min |   Total Imp(%)=  85.00   Dir. Conn.(%)=  85.00
--------------------
                              IMPERVIOUS    PERVIOUS (i)
     Surface Area     (ha)=       0.42         0.07
     Dep. Storage     (mm)=       1.00         5.00
     Average Slope     (%)=       1.00         2.00
     Length            (m)=      57.56        40.00
     Mannings n           =      0.013        0.250

         NOTE:  RAINFALL WAS TRANSFORMED TO   1.0 MIN. TIME STEP.


                              ---- TRANSFORMED HYETOGRAPH ----
                TIME    RAIN |  TIME    RAIN |'  TIME    RAIN |  TIME    RAIN
                 hrs   mm/hr |   hrs   mm/hr |'   hrs   mm/hr |   hrs   mm/hr
               0.017    1.35 | 3.017    2.16 | 6.017    9.71 |  9.02    1.89
               0.033    1.35 | 3.033    2.16 | 6.033    9.71 |  9.03    1.89
               0.050    1.35 | 3.050    2.16 | 6.050    9.71 |  9.05    1.89
               0.067    1.35 | 3.067    2.16 | 6.067    9.71 |  9.07    1.89
               0.083    1.35 | 3.083    2.16 | 6.083    9.71 |  9.08    1.89
               0.100    1.35 | 3.100    2.16 | 6.100    9.71 |  9.10    1.89
               0.117    1.35 | 3.117    2.16 | 6.117    9.71 |  9.12    1.89
               0.133    1.35 | 3.133    2.16 | 6.133    9.71 |  9.13    1.89
               0.150    1.35 | 3.150    2.16 | 6.150    9.71 |  9.15    1.89
```

VO6 Model Output Post-development Condition

0.167	1.35	3.167	2.16	6.167	9.71	9.17	1.89
0.183	1.35	3.183	2.16	6.183	9.71	9.18	1.89
0.200	1.35	3.200	2.16	6.200	9.71	9.20	1.89
0.217	1.35	3.217	2.16	6.217	9.71	9.22	1.89
0.233	1.35	3.233	2.16	6.233	9.71	9.23	1.89
0.250	1.35	3.250	2.16	6.250	9.71	9.25	1.89
0.267	1.35	3.267	2.16	6.267	9.71	9.27	1.89
0.283	1.35	3.283	2.16	6.283	9.71	9.28	1.89
0.300	1.35	3.300	2.16	6.300	9.71	9.30	1.89
0.317	1.35	3.317	2.16	6.317	9.71	9.32	1.89
0.333	1.35	3.333	2.16	6.333	9.71	9.33	1.89
0.350	1.35	3.350	2.16	6.350	9.71	9.35	1.89
0.367	1.35	3.367	2.16	6.367	9.71	9.37	1.89
0.383	1.35	3.383	2.16	6.383	9.71	9.38	1.89
0.400	1.35	3.400	2.16	6.400	9.71	9.40	1.89
0.417	1.35	3.417	2.16	6.417	9.71	9.42	1.89
0.433	1.35	3.433	2.16	6.433	9.71	9.43	1.89
0.450	1.35	3.450	2.16	6.450	9.71	9.45	1.89
0.467	1.35	3.467	2.16	6.467	9.71	9.47	1.89
0.483	1.35	3.483	2.16	6.483	9.71	9.48	1.89
0.500	1.35	3.500	2.16	6.500	9.70	9.50	1.89
0.517	1.35	3.517	2.16	6.517	4.31	9.52	1.89
0.533	1.35	3.533	2.16	6.533	4.31	9.53	1.89
0.550	1.35	3.550	2.16	6.550	4.31	9.55	1.89
0.567	1.35	3.567	2.16	6.567	4.31	9.57	1.89
0.583	1.35	3.583	2.16	6.583	4.31	9.58	1.89
0.600	1.35	3.600	2.16	6.600	4.31	9.60	1.89
0.617	1.35	3.617	2.16	6.617	4.31	9.62	1.89
0.633	1.35	3.633	2.16	6.633	4.31	9.63	1.89
0.650	1.35	3.650	2.16	6.650	4.31	9.65	1.89
0.667	1.35	3.667	2.16	6.667	4.31	9.67	1.89
0.683	1.35	3.683	2.16	6.683	4.31	9.68	1.89
0.700	1.35	3.700	2.16	6.700	4.31	9.70	1.89
0.717	1.35	3.717	2.16	6.717	4.31	9.72	1.89
0.733	1.35	3.733	2.16	6.733	4.31	9.73	1.89
0.750	1.35	3.750	2.16	6.750	4.31	9.75	1.89
0.767	1.35	3.767	2.16	6.767	4.31	9.77	1.89
0.783	1.35	3.783	2.16	6.783	4.31	9.78	1.89
0.800	1.35	3.800	2.16	6.800	4.31	9.80	1.89
0.817	1.35	3.817	2.16	6.817	4.31	9.82	1.89
0.833	1.35	3.833	2.16	6.833	4.31	9.83	1.89
0.850	1.35	3.850	2.16	6.850	4.31	9.85	1.89
0.867	1.35	3.867	2.16	6.867	4.31	9.87	1.89
0.883	1.35	3.883	2.16	6.883	4.31	9.88	1.89
0.900	1.35	3.900	2.16	6.900	4.31	9.90	1.89
0.917	1.35	3.917	2.16	6.917	4.31	9.92	1.89
0.933	1.35	3.933	2.16	6.933	4.31	9.93	1.89

VO6 Model Output Post-development Condition

0.950	1.35	3.950	2.16	6.950	4.31	9.95	1.89
0.967	1.35	3.967	2.16	6.967	4.31	9.97	1.89
0.983	1.35	3.983	2.16	6.983	4.31	9.98	1.89
1.000	1.35	4.000	2.16	7.000	4.31	10.00	1.89
1.017	1.35	4.017	3.23	7.017	4.31	10.02	1.08
1.033	1.35	4.033	3.23	7.033	4.31	10.03	1.08
1.050	1.35	4.050	3.23	7.050	4.31	10.05	1.08
1.067	1.35	4.067	3.23	7.067	4.31	10.07	1.08
1.083	1.35	4.083	3.23	7.083	4.31	10.08	1.08
1.100	1.35	4.100	3.24	7.100	4.31	10.10	1.08
1.117	1.35	4.117	3.23	7.117	4.31	10.12	1.08
1.133	1.35	4.133	3.23	7.133	4.31	10.13	1.08
1.150	1.35	4.150	3.23	7.150	4.31	10.15	1.08
1.167	1.35	4.167	3.23	7.167	4.31	10.17	1.08
1.183	1.35	4.183	3.24	7.183	4.31	10.18	1.08
1.200	1.35	4.200	3.23	7.200	4.31	10.20	1.08
1.217	1.35	4.217	3.23	7.217	4.31	10.22	1.08
1.233	1.35	4.233	3.23	7.233	4.31	10.23	1.08
1.250	1.35	4.250	3.23	7.250	4.31	10.25	1.08
1.267	1.35	4.267	3.24	7.267	4.31	10.27	1.08
1.283	1.35	4.283	3.23	7.283	4.31	10.28	1.08
1.300	1.35	4.300	3.23	7.300	4.31	10.30	1.08
1.317	1.35	4.317	3.23	7.317	4.31	10.32	1.08
1.333	1.35	4.333	3.24	7.333	4.31	10.33	1.08
1.350	1.35	4.350	3.23	7.350	4.31	10.35	1.08
1.367	1.35	4.367	3.23	7.367	4.31	10.37	1.08
1.383	1.35	4.383	3.23	7.383	4.31	10.38	1.08
1.400	1.35	4.400	3.23	7.400	4.31	10.40	1.08
1.417	1.35	4.417	3.24	7.417	4.31	10.42	1.08
1.433	1.35	4.433	3.23	7.433	4.31	10.43	1.08
1.450	1.35	4.450	3.23	7.450	4.31	10.45	1.08
1.467	1.35	4.467	3.23	7.467	4.31	10.47	1.08
1.483	1.35	4.483	3.23	7.483	4.31	10.48	1.08
1.500	1.35	4.500	3.24	7.500	4.31	10.50	1.08
1.517	1.35	4.517	4.31	7.517	3.23	10.52	1.08
1.533	1.35	4.533	4.31	7.533	3.23	10.53	1.08
1.550	1.35	4.550	4.31	7.550	3.23	10.55	1.08
1.567	1.35	4.567	4.31	7.567	3.23	10.57	1.08
1.583	1.35	4.583	4.31	7.583	3.24	10.58	1.08
1.600	1.35	4.600	4.31	7.600	3.23	10.60	1.08
1.617	1.35	4.617	4.31	7.617	3.23	10.62	1.08
1.633	1.35	4.633	4.31	7.633	3.23	10.63	1.08
1.650	1.35	4.650	4.31	7.650	3.23	10.65	1.08
1.667	1.35	4.667	4.31	7.667	3.24	10.67	1.08
1.683	1.35	4.683	4.31	7.683	3.23	10.68	1.08
1.700	1.35	4.700	4.31	7.700	3.23	10.70	1.08
1.717	1.35	4.717	4.31	7.717	3.23	10.72	1.08

VO6 Model Output Post-development Condition

1.733	1.35	4.733	4.31	7.733	3.23	10.73	1.08
1.750	1.35	4.750	4.31	7.750	3.24	10.75	1.08
1.767	1.35	4.767	4.31	7.767	3.23	10.77	1.08
1.783	1.35	4.783	4.31	7.783	3.23	10.78	1.08
1.800	1.35	4.800	4.31	7.800	3.23	10.80	1.08
1.817	1.35	4.817	4.31	7.817	3.23	10.82	1.08
1.833	1.35	4.833	4.31	7.833	3.24	10.83	1.08
1.850	1.35	4.850	4.31	7.850	3.23	10.85	1.08
1.867	1.35	4.867	4.31	7.867	3.23	10.87	1.08
1.883	1.35	4.883	4.31	7.883	3.23	10.88	1.08
1.900	1.35	4.900	4.31	7.900	3.23	10.90	1.08
1.917	1.35	4.917	4.31	7.917	3.24	10.92	1.08
1.933	1.35	4.933	4.31	7.933	3.23	10.93	1.08
1.950	1.35	4.950	4.31	7.950	3.23	10.95	1.08
1.967	1.35	4.967	4.31	7.967	3.23	10.97	1.08
1.983	1.35	4.983	4.31	7.983	3.23	10.98	1.08
2.000	1.35	5.000	4.32	8.000	3.23	11.00	1.08
2.017	1.62	5.017	6.47	8.017	1.89	11.02	1.08
2.033	1.62	5.033	6.47	8.033	1.89	11.03	1.08
2.050	1.62	5.050	6.47	8.050	1.89	11.05	1.08
2.067	1.62	5.067	6.47	8.067	1.89	11.07	1.08
2.083	1.62	5.083	6.47	8.083	1.89	11.08	1.08
2.100	1.62	5.100	6.47	8.100	1.89	11.10	1.08
2.117	1.62	5.117	6.47	8.117	1.89	11.12	1.08
2.133	1.62	5.133	6.47	8.133	1.89	11.13	1.08
2.150	1.62	5.150	6.47	8.150	1.89	11.15	1.08
2.167	1.62	5.167	6.47	8.167	1.89	11.17	1.08
2.183	1.62	5.183	6.47	8.183	1.89	11.18	1.08
2.200	1.62	5.200	6.47	8.200	1.89	11.20	1.08
2.217	1.62	5.217	6.47	8.217	1.89	11.22	1.08
2.233	1.62	5.233	6.47	8.233	1.89	11.23	1.08
2.250	1.62	5.250	6.47	8.250	1.89	11.25	1.08
2.267	1.62	5.267	6.47	8.267	1.89	11.27	1.08
2.283	1.62	5.283	6.47	8.283	1.89	11.28	1.08
2.300	1.62	5.300	6.47	8.300	1.89	11.30	1.08
2.317	1.62	5.317	6.47	8.317	1.89	11.32	1.08
2.333	1.62	5.333	6.47	8.333	1.89	11.33	1.08
2.350	1.62	5.350	6.47	8.350	1.89	11.35	1.08
2.367	1.62	5.367	6.47	8.367	1.89	11.37	1.08
2.383	1.62	5.383	6.47	8.383	1.89	11.38	1.08
2.400	1.62	5.400	6.47	8.400	1.89	11.40	1.08
2.417	1.62	5.417	6.47	8.417	1.89	11.42	1.08
2.433	1.62	5.433	6.47	8.433	1.89	11.43	1.08
2.450	1.62	5.450	6.47	8.450	1.89	11.45	1.08
2.467	1.62	5.467	6.47	8.467	1.89	11.47	1.08
2.483	1.62	5.483	6.47	8.483	1.89	11.48	1.08
2.500	1.62	5.500	6.49	8.500	1.89	11.50	1.08

VO6 Model Output Post-development Condition

2.517	1.62	5.517	25.88	8.517	1.89	11.52	1.08
2.533	1.62	5.533	25.88	8.533	1.89	11.53	1.08
2.550	1.62	5.550	25.88	8.550	1.89	11.55	1.08
2.567	1.62	5.567	25.88	8.567	1.89	11.57	1.08
2.583	1.62	5.583	25.88	8.583	1.89	11.58	1.08
2.600	1.62	5.600	25.88	8.600	1.89	11.60	1.08
2.617	1.62	5.617	25.88	8.617	1.89	11.62	1.08
2.633	1.62	5.633	25.88	8.633	1.89	11.63	1.08
2.650	1.62	5.650	25.88	8.650	1.89	11.65	1.08
2.667	1.62	5.667	25.88	8.667	1.89	11.67	1.08
2.683	1.62	5.683	25.88	8.683	1.89	11.68	1.08
2.700	1.62	5.700	25.88	8.700	1.89	11.70	1.08
2.717	1.62	5.717	25.88	8.717	1.89	11.72	1.08
2.733	1.62	5.733	25.88	8.733	1.89	11.73	1.08
2.750	1.62	5.750	25.93	8.750	1.89	11.75	1.08
2.767	1.62	5.767	61.81	8.767	1.89	11.77	1.08
2.783	1.62	5.783	61.81	8.783	1.89	11.78	1.08
2.800	1.62	5.800	61.81	8.800	1.89	11.80	1.08
2.817	1.62	5.817	61.81	8.817	1.89	11.82	1.08
2.833	1.62	5.833	61.86	8.833	1.89	11.83	1.08
2.850	1.62	5.850	106.87	8.850	1.89	11.85	1.08
2.867	1.62	5.867	106.87	8.867	1.89	11.87	1.08
2.883	1.62	5.883	106.87	8.883	1.89	11.88	1.08
2.900	1.62	5.900	106.87	8.900	1.89	11.90	1.08
2.917	1.62	5.917	106.79	8.917	1.89	11.92	1.08
2.933	1.62	5.933	44.87	8.933	1.89	11.93	1.08
2.950	1.62	5.950	44.87	8.950	1.89	11.95	1.08
2.967	1.62	5.967	44.87	8.967	1.89	11.97	1.08
2.983	1.62	5.983	44.87	8.983	1.89	11.98	1.08
3.000	1.62	6.000	44.82	9.000	1.89	12.00	1.08

Max.Eff.Inten.(mm/hr)=	106.85	50.04	
over (min)	5.00	6.00	
Storage Coeff. (min)=	1.79 (ii)	5.22 (ii)	
Unit Hyd. Tpeak (min)=	5.00	6.00	
Unit Hyd. peak (cms)=	0.39	0.21	
			TOTALS
PEAK FLOW (cms)=	0.11	0.01	0.121 (iii)
TIME TO PEAK (hrs)=	5.93	5.98	5.93
RUNOFF VOLUME (mm)=	53.46	27.99	49.64
TOTAL RAINFALL (mm)=	54.46	54.46	54.46
RUNOFF COEFFICIENT =	0.98	0.51	0.91

(i) CN PROCEDURE SELECTED FOR PERVIOUS LOSSES:
CN* = 87.0 Ia = Dep. Storage (Above)
(ii) TIME STEP (DT) SHOULD BE SMALLER OR EQUAL

VO6 Model Output Post-development Condition

```
            THAN THE STORAGE COEFFICIENT.
     (iii) PEAK FLOW DOES NOT INCLUDE BASEFLOW IF ANY.

--------------------------------------------------------------------------------
--------------------
| RESERVOIR(  2041)|     OVERFLOW IS OFF
| IN= 2---> OUT= 1 |
| DT=  1.0 min     |     OUTFLOW    STORAGE   |  OUTFLOW    STORAGE
--------------------      (cms)     (ha.m.)   |   (cms)     (ha.m.)
                          0.0000     0.0000   |   0.0610      0.0190

                                AREA     QPEAK     TPEAK       R.V.
                                (ha)     (cms)     (hrs)       (mm)
   INFLOW : ID= 2 (  0204)      0.497      0.121      5.93      49.64
   OUTFLOW: ID= 1 (  2041)      0.497      0.031      6.08      49.48

                   PEAK   FLOW   REDUCTION [Qout/Qin](%)= 25.83
                   TIME SHIFT OF PEAK FLOW         (min)=  9.00
                   MAXIMUM  STORAGE   USED       (ha.m.)=  0.0097

--------------------------------------------------------------------------------

--------------------
| ADD HYD  (  1010)|
|   1 +  2 =  3    |         AREA    QPEAK    TPEAK     R.V.
--------------------         (ha)    (cms)    (hrs)     (mm)
        ID1= 1 (  1060):     1.67   0.192     5.95    45.33
      + ID2= 2 (  2031):     0.31   0.019     6.08    49.37
        ====================================================
        ID = 3 (  1010):     1.97   0.207     5.95    45.96

     NOTE:  PEAK FLOWS DO NOT INCLUDE BASEFLOWS IF ANY.
--------------------------------------------------------------------------------

--------------------
| ADD HYD  (  1010)|
|   3 +  2 =  1    |         AREA    QPEAK    TPEAK     R.V.
--------------------         (ha)    (cms)    (hrs)     (mm)
        ID1= 3 (  1010):     1.97   0.207     5.95    45.96
      + ID2= 2 (  2041):     0.50   0.031     6.08    49.48
        ====================================================
        ID = 1 (  1010):     2.47   0.231     5.95    46.67

     NOTE:  PEAK FLOWS DO NOT INCLUDE BASEFLOWS IF ANY.
--------------------------------------------------------------------------------

--------------------
```

VO6 Model Output Post-development Condition

```
| ADD HYD  (  1010)|
|   1 +  2 =  3    |          AREA    QPEAK    TPEAK     R.V.
--------------------          (ha)    (cms)    (hrs)     (mm)
        ID1= 1 (  1010):      2.47   0.231     5.95    46.67
      + ID2= 2 (  0209):      0.38   0.084     5.93    45.81
        ====================================================
        ID = 3 (  1010):      2.85   0.314     5.95    46.55

     NOTE:  PEAK FLOWS DO NOT INCLUDE BASEFLOWS IF ANY.
-------------------------------------------------------------------------------

--------------------
| ADD HYD  (  1010)|
|   3 +  2 =  1    |          AREA    QPEAK    TPEAK     R.V.
--------------------          (ha)    (cms)    (hrs)     (mm)
        ID1= 3 (  1010):      2.85   0.314     5.95    46.55
      + ID2= 2 (  2152):      0.11   0.021     5.88    49.63
        ====================================================
        ID = 1 (  1010):      2.97   0.335     5.95    46.67

     NOTE:  PEAK FLOWS DO NOT INCLUDE BASEFLOWS IF ANY.
-------------------------------------------------------------------------------
--------------------
| RESERVOIR( 10101)|     OVERFLOW IS ON
| IN= 2---> OUT= 1 |
| DT=  1.0 min     |     OUTFLOW    STORAGE   |  OUTFLOW    STORAGE
--------------------      (cms)     (ha.m.)   |   (cms)     (ha.m.)
                          0.0000     0.0000   |   0.3210      0.0075

                                AREA     QPEAK     TPEAK       R.V.
                                (ha)     (cms)     (hrs)       (mm)
   INFLOW : ID= 2 (  1010)      2.969      0.335      5.95      46.67
   OUTFLOW: ID= 1 ( 10101)      2.969      0.293      6.00      46.67
   OVERFLOW:ID= 3 (  0003)      0.000      0.000      0.00       0.00

                    TOTAL NUMBER OF SIMULATION OVERFLOW  =     0
                    CUMULATIVE TIME OF OVERFLOW  (HOURS) =  0.00
                    PERCENTAGE OF TIME OVERFLOWING   (%) =  0.00

                    PEAK   FLOW   REDUCTION [Qout/Qin](%)= 87.50
                    TIME SHIFT OF PEAK FLOW         (min)=  3.00
                    MAXIMUM  STORAGE   USED       (ha.m.)=  0.0069

-------------------------------------------------------------------------------
--------------------
| SHIFT HYD(  2002)|
| IN= 2---> OUT= 1 |
```

```
                    VO6 Model Output Post-development Condition
| SHIFT=  1.0 min  |      AREA     QPEAK     TPEAK      R.V.
--------------------     (ha)     (cms)     (hrs)      (mm)
          ID= 2 ( 10101):    0.00     0.00      0.00      0.00
    SHIFT ID= 1 (  2002):    0.00     0.00      0.02      0.00

-------------------------------------------------------------------------------
--------------------
| SHIFT HYD(  2001)|
| IN= 2---> OUT= 1 |
| SHIFT=  1.0 min  |      AREA     QPEAK     TPEAK      R.V.
--------------------     (ha)     (cms)     (hrs)      (mm)
          ID= 2 ( 10101):    2.97     0.29      6.00     46.67
    SHIFT ID= 1 (  2001):    2.97     0.29      6.02     46.67

-------------------------------------------------------------------------------

--------------------
| ADD HYD  (  2000)|
|   1 +  2 =  3    |         AREA    QPEAK    TPEAK     R.V.
--------------------         (ha)    (cms)    (hrs)     (mm)
*** W A R N I N G :  HYDROGRAPH   2002 <ID= 2> IS DRY.
*** W A R N I N G :  HYDROGRAPH   0003 = HYDROGRAPH 0001
        ID1= 1 (  2001):     2.97   0.293     6.02    46.67
      + ID2= 2 (  2002):     0.00   0.000     0.02     0.00
        ====================================================
        ID = 3 (  2000):     2.97   0.293     6.02    46.67

     NOTE:  PEAK FLOWS DO NOT INCLUDE BASEFLOWS IF ANY.
-------------------------------------------------------------------------------
===============================================================================
========================

       V    V   I    SSSSS  U   U    A    L              (v 6.1.2003)
       V    V   I    SS     U   U   A A   L
        V  V    I     SS    U   U  AAAAA  L
        V  V    I      SS   U   U  A   A  L
         VV     I    SSSSS  UUUUU  A   A  LLLLL

        OOO   TTTTT  TTTTT  H   H  Y   Y  M   M   OOO    TM
       O   O    T      T    H   H   Y Y   MM MM  O   O
       O   O    T      T    H   H    Y    M   M  O   O
        OOO     T      T    H   H    Y    M   M   OOO
Developed and Distributed by Smart City Water Inc
Copyright 2007 - 2020 Smart City Water Inc
All rights reserved.
```

VO6 Model Output Post-development Condition
***** D E T A I L E D O U T P U T *****

Input filename: C:\Program Files (x86)\Visual OTTHYMO 6.1\VO2\voin.dat

Output filename:
C:\Users\rkazemi\AppData\Local\Civica\VH5\07828278-883c-48e2-8028-0ef9546d84d4\d639f634-23b2-4689-a3d9-fada70c0eb5b\scen
Summary filename:
C:\Users\rkazemi\AppData\Local\Civica\VH5\07828278-883c-48e2-8028-0ef9546d84d4\d639f634-23b2-4689-a3d9-fada70c0eb5b\scen

DATE: 06-28-2021 TIME: 04:03:17

USER:

COMMENTS: _____

```
  ************************************************
  ** SIMULATION : Run 03                        **
  ************************************************
```

```
--------------------
|    READ STORM    |    Filename: C:\Users\rkazemi\AppD
|                  |              ata\Local\Temp\
|                  |              16afdde5-97dd-423f-a260-51674efa6fb9\4c322a96
| Ptotal= 64.25 mm |    Comments: 10-Year SCS-II Storm City of Toronto_NEW
--------------------
```

TIME hrs	RAIN mm/hr	TIME hrs	RAIN mm/hr	TIME hrs	RAIN mm/hr	TIME hrs	RAIN mm/hr
0.08	1.59	3.08	2.55	6.08	11.45	9.08	2.23
0.17	1.59	3.17	2.55	6.17	11.45	9.17	2.23
0.25	1.59	3.25	2.55	6.25	11.45	9.25	2.23
0.33	1.59	3.33	2.55	6.33	11.45	9.33	2.23
0.42	1.59	3.42	2.55	6.42	11.45	9.42	2.23
0.50	1.59	3.50	2.55	6.50	11.45	9.50	2.23
0.58	1.59	3.58	2.55	6.58	5.09	9.58	2.23
0.67	1.59	3.67	2.55	6.67	5.09	9.67	2.23
0.75	1.59	3.75	2.55	6.75	5.09	9.75	2.23
0.83	1.59	3.83	2.55	6.83	5.09	9.83	2.23

0.92	1.59	3.92	2.55	6.92	5.09	9.92	2.23
1.00	1.59	4.00	2.55	7.00	5.09	10.00	2.23
1.08	1.59	4.08	3.82	7.08	5.09	10.08	1.27
1.17	1.59	4.17	3.82	7.17	5.09	10.17	1.27
1.25	1.59	4.25	3.82	7.25	5.09	10.25	1.27
1.33	1.59	4.33	3.82	7.33	5.09	10.33	1.27
1.42	1.59	4.42	3.82	7.42	5.09	10.42	1.27
1.50	1.59	4.50	3.82	7.50	5.09	10.50	1.27
1.58	1.59	4.58	5.09	7.58	3.82	10.58	1.27
1.67	1.59	4.67	5.09	7.67	3.82	10.67	1.27
1.75	1.59	4.75	5.09	7.75	3.82	10.75	1.27
1.83	1.59	4.83	5.09	7.83	3.82	10.83	1.27
1.92	1.59	4.92	5.09	7.92	3.82	10.92	1.27
2.00	1.59	5.00	5.09	8.00	3.82	11.00	1.27
2.08	1.91	5.08	7.63	8.08	2.23	11.08	1.27
2.17	1.91	5.17	7.63	8.17	2.23	11.17	1.27
2.25	1.91	5.25	7.63	8.25	2.23	11.25	1.27
2.33	1.91	5.33	7.63	8.33	2.23	11.33	1.27
2.42	1.91	5.42	7.63	8.42	2.23	11.42	1.27
2.50	1.91	5.50	7.63	8.50	2.23	11.50	1.27
2.58	1.91	5.58	30.53	8.58	2.23	11.58	1.27
2.67	1.91	5.67	30.53	8.67	2.23	11.67	1.27
2.75	1.91	5.75	30.53	8.75	2.23	11.75	1.27
2.83	1.91	5.83	72.72	8.83	2.23	11.83	1.27
2.92	1.91	5.92	126.61	8.92	2.23	11.92	1.27
3.00	1.91	6.00	52.58	9.00	2.23	12.00	1.27

```
--------------------
| CALIB            |
| STANDHYD (  0214)|   Area    (ha)=   0.08
|ID= 1 DT= 1.0 min |   Total Imp(%)=  93.00   Dir. Conn.(%)=  93.00
--------------------
                             IMPERVIOUS    PERVIOUS (i)
     Surface Area     (ha)=       0.07         0.01
     Dep. Storage     (mm)=       1.00         5.00
     Average Slope     (%)=       1.00         2.00
     Length            (m)=      23.09        40.00
     Mannings n           =      0.013        0.250

         NOTE:  RAINFALL WAS TRANSFORMED TO   1.0 MIN. TIME STEP.


                          ---- TRANSFORMED HYETOGRAPH ----
                TIME    RAIN |  TIME    RAIN |'  TIME    RAIN |  TIME    RAIN
                 hrs   mm/hr |   hrs   mm/hr |'   hrs   mm/hr |   hrs   mm/hr
```

VO6 Model Output Post-development Condition

0.017	1.59	3.017	2.54	6.017	11.45	9.02	2.23
0.033	1.59	3.033	2.55	6.033	11.45	9.03	2.23
0.050	1.59	3.050	2.55	6.050	11.45	9.05	2.23
0.067	1.59	3.067	2.55	6.067	11.45	9.07	2.23
0.083	1.59	3.083	2.55	6.083	11.45	9.08	2.23
0.100	1.59	3.100	2.54	6.100	11.45	9.10	2.23
0.117	1.59	3.117	2.55	6.117	11.45	9.12	2.23
0.133	1.59	3.133	2.55	6.133	11.45	9.13	2.23
0.150	1.59	3.150	2.55	6.150	11.45	9.15	2.23
0.167	1.59	3.167	2.55	6.167	11.45	9.17	2.23
0.183	1.59	3.183	2.54	6.183	11.45	9.18	2.23
0.200	1.59	3.200	2.55	6.200	11.45	9.20	2.23
0.217	1.59	3.217	2.55	6.217	11.45	9.22	2.23
0.233	1.59	3.233	2.55	6.233	11.45	9.23	2.23
0.250	1.59	3.250	2.55	6.250	11.45	9.25	2.23
0.267	1.59	3.267	2.54	6.267	11.45	9.27	2.23
0.283	1.59	3.283	2.55	6.283	11.45	9.28	2.23
0.300	1.59	3.300	2.55	6.300	11.45	9.30	2.23
0.317	1.59	3.317	2.55	6.317	11.45	9.32	2.23
0.333	1.59	3.333	2.55	6.333	11.45	9.33	2.23
0.350	1.59	3.350	2.54	6.350	11.45	9.35	2.23
0.367	1.59	3.367	2.55	6.367	11.45	9.37	2.23
0.383	1.59	3.383	2.55	6.383	11.45	9.38	2.23
0.400	1.59	3.400	2.55	6.400	11.45	9.40	2.23
0.417	1.59	3.417	2.55	6.417	11.45	9.42	2.23
0.433	1.59	3.433	2.54	6.433	11.45	9.43	2.23
0.450	1.59	3.450	2.55	6.450	11.45	9.45	2.23
0.467	1.59	3.467	2.55	6.467	11.45	9.47	2.23
0.483	1.59	3.483	2.55	6.483	11.45	9.48	2.23
0.500	1.59	3.500	2.55	6.500	11.44	9.50	2.23
0.517	1.59	3.517	2.54	6.517	5.09	9.52	2.23
0.533	1.59	3.533	2.55	6.533	5.09	9.53	2.23
0.550	1.59	3.550	2.55	6.550	5.09	9.55	2.23
0.567	1.59	3.567	2.55	6.567	5.09	9.57	2.23
0.583	1.59	3.583	2.55	6.583	5.09	9.58	2.23
0.600	1.59	3.600	2.54	6.600	5.09	9.60	2.23
0.617	1.59	3.617	2.55	6.617	5.09	9.62	2.23
0.633	1.59	3.633	2.55	6.633	5.09	9.63	2.23
0.650	1.59	3.650	2.55	6.650	5.09	9.65	2.23
0.667	1.59	3.667	2.55	6.667	5.09	9.67	2.23
0.683	1.59	3.683	2.54	6.683	5.09	9.68	2.23
0.700	1.59	3.700	2.55	6.700	5.09	9.70	2.23
0.717	1.59	3.717	2.55	6.717	5.09	9.72	2.23
0.733	1.59	3.733	2.55	6.733	5.09	9.73	2.23
0.750	1.59	3.750	2.55	6.750	5.09	9.75	2.23
0.767	1.59	3.767	2.54	6.767	5.09	9.77	2.23
0.783	1.59	3.783	2.55	6.783	5.09	9.78	2.23

VO6 Model Output Post-development Condition

0.800	1.59	3.800	2.55	6.800	5.09	9.80	2.23
0.817	1.59	3.817	2.55	6.817	5.09	9.82	2.23
0.833	1.59	3.833	2.55	6.833	5.09	9.83	2.23
0.850	1.59	3.850	2.54	6.850	5.09	9.85	2.23
0.867	1.59	3.867	2.55	6.867	5.09	9.87	2.23
0.883	1.59	3.883	2.55	6.883	5.09	9.88	2.23
0.900	1.59	3.900	2.55	6.900	5.09	9.90	2.23
0.917	1.59	3.917	2.55	6.917	5.09	9.92	2.23
0.933	1.59	3.933	2.54	6.933	5.09	9.93	2.23
0.950	1.59	3.950	2.55	6.950	5.09	9.95	2.23
0.967	1.59	3.967	2.55	6.967	5.09	9.97	2.23
0.983	1.59	3.983	2.55	6.983	5.09	9.98	2.23
1.000	1.59	4.000	2.55	7.000	5.09	10.00	2.22
1.017	1.59	4.017	3.82	7.017	5.09	10.02	1.27
1.033	1.59	4.033	3.82	7.033	5.09	10.03	1.27
1.050	1.59	4.050	3.82	7.050	5.09	10.05	1.27
1.067	1.59	4.067	3.82	7.067	5.09	10.07	1.27
1.083	1.59	4.083	3.82	7.083	5.09	10.08	1.27
1.100	1.59	4.100	3.82	7.100	5.09	10.10	1.27
1.117	1.59	4.117	3.82	7.117	5.09	10.12	1.27
1.133	1.59	4.133	3.82	7.133	5.09	10.13	1.27
1.150	1.59	4.150	3.82	7.150	5.09	10.15	1.27
1.167	1.59	4.167	3.82	7.167	5.09	10.17	1.27
1.183	1.59	4.183	3.82	7.183	5.09	10.18	1.27
1.200	1.59	4.200	3.82	7.200	5.09	10.20	1.27
1.217	1.59	4.217	3.82	7.217	5.09	10.22	1.27
1.233	1.59	4.233	3.82	7.233	5.09	10.23	1.27
1.250	1.59	4.250	3.82	7.250	5.09	10.25	1.27
1.267	1.59	4.267	3.82	7.267	5.09	10.27	1.27
1.283	1.59	4.283	3.82	7.283	5.09	10.28	1.27
1.300	1.59	4.300	3.82	7.300	5.09	10.30	1.27
1.317	1.59	4.317	3.82	7.317	5.09	10.32	1.27
1.333	1.59	4.333	3.82	7.333	5.09	10.33	1.27
1.350	1.59	4.350	3.82	7.350	5.09	10.35	1.27
1.367	1.59	4.367	3.82	7.367	5.09	10.37	1.27
1.383	1.59	4.383	3.82	7.383	5.09	10.38	1.27
1.400	1.59	4.400	3.82	7.400	5.09	10.40	1.27
1.417	1.59	4.417	3.82	7.417	5.09	10.42	1.27
1.433	1.59	4.433	3.82	7.433	5.09	10.43	1.27
1.450	1.59	4.450	3.82	7.450	5.09	10.45	1.27
1.467	1.59	4.467	3.82	7.467	5.09	10.47	1.27
1.483	1.59	4.483	3.82	7.483	5.09	10.48	1.27
1.500	1.59	4.500	3.82	7.500	5.09	10.50	1.27
1.517	1.59	4.517	5.09	7.517	3.82	10.52	1.27
1.533	1.59	4.533	5.09	7.533	3.82	10.53	1.27
1.550	1.59	4.550	5.09	7.550	3.82	10.55	1.27
1.567	1.59	4.567	5.09	7.567	3.82	10.57	1.27

VO6 Model Output Post-development Condition

1.583	1.59	4.583	5.09	7.583	3.82	10.58	1.27
1.600	1.59	4.600	5.09	7.600	3.82	10.60	1.27
1.617	1.59	4.617	5.09	7.617	3.82	10.62	1.27
1.633	1.59	4.633	5.09	7.633	3.82	10.63	1.27
1.650	1.59	4.650	5.09	7.650	3.82	10.65	1.27
1.667	1.59	4.667	5.09	7.667	3.82	10.67	1.27
1.683	1.59	4.683	5.09	7.683	3.82	10.68	1.27
1.700	1.59	4.700	5.09	7.700	3.82	10.70	1.27
1.717	1.59	4.717	5.09	7.717	3.82	10.72	1.27
1.733	1.59	4.733	5.09	7.733	3.82	10.73	1.27
1.750	1.59	4.750	5.09	7.750	3.82	10.75	1.27
1.767	1.59	4.767	5.09	7.767	3.82	10.77	1.27
1.783	1.59	4.783	5.09	7.783	3.82	10.78	1.27
1.800	1.59	4.800	5.09	7.800	3.82	10.80	1.27
1.817	1.59	4.817	5.09	7.817	3.82	10.82	1.27
1.833	1.59	4.833	5.09	7.833	3.82	10.83	1.27
1.850	1.59	4.850	5.09	7.850	3.82	10.85	1.27
1.867	1.59	4.867	5.09	7.867	3.82	10.87	1.27
1.883	1.59	4.883	5.09	7.883	3.82	10.88	1.27
1.900	1.59	4.900	5.09	7.900	3.82	10.90	1.27
1.917	1.59	4.917	5.09	7.917	3.82	10.92	1.27
1.933	1.59	4.933	5.09	7.933	3.82	10.93	1.27
1.950	1.59	4.950	5.09	7.950	3.82	10.95	1.27
1.967	1.59	4.967	5.09	7.967	3.82	10.97	1.27
1.983	1.59	4.983	5.09	7.983	3.82	10.98	1.27
2.000	1.59	5.000	5.09	8.000	3.81	11.00	1.27
2.017	1.91	5.017	7.63	8.017	2.23	11.02	1.27
2.033	1.91	5.033	7.63	8.033	2.23	11.03	1.27
2.050	1.91	5.050	7.63	8.050	2.23	11.05	1.27
2.067	1.91	5.067	7.63	8.067	2.23	11.07	1.27
2.083	1.91	5.083	7.63	8.083	2.23	11.08	1.27
2.100	1.91	5.100	7.63	8.100	2.23	11.10	1.27
2.117	1.91	5.117	7.63	8.117	2.23	11.12	1.27
2.133	1.91	5.133	7.63	8.133	2.23	11.13	1.27
2.150	1.91	5.150	7.63	8.150	2.23	11.15	1.27
2.167	1.91	5.167	7.63	8.167	2.23	11.17	1.27
2.183	1.91	5.183	7.63	8.183	2.23	11.18	1.27
2.200	1.91	5.200	7.63	8.200	2.23	11.20	1.27
2.217	1.91	5.217	7.63	8.217	2.23	11.22	1.27
2.233	1.91	5.233	7.63	8.233	2.23	11.23	1.27
2.250	1.91	5.250	7.63	8.250	2.23	11.25	1.27
2.267	1.91	5.267	7.63	8.267	2.23	11.27	1.27
2.283	1.91	5.283	7.63	8.283	2.23	11.28	1.27
2.300	1.91	5.300	7.63	8.300	2.23	11.30	1.27
2.317	1.91	5.317	7.63	8.317	2.23	11.32	1.27
2.333	1.91	5.333	7.63	8.333	2.23	11.33	1.27
2.350	1.91	5.350	7.63	8.350	2.23	11.35	1.27

VO6 Model Output Post-development Condition

2.367	1.91	5.367	7.63	8.367	2.23	11.37	1.27
2.383	1.91	5.383	7.63	8.383	2.23	11.38	1.27
2.400	1.91	5.400	7.63	8.400	2.23	11.40	1.27
2.417	1.91	5.417	7.63	8.417	2.23	11.42	1.27
2.433	1.91	5.433	7.63	8.433	2.23	11.43	1.27
2.450	1.91	5.450	7.63	8.450	2.23	11.45	1.27
2.467	1.91	5.467	7.63	8.467	2.23	11.47	1.27
2.483	1.91	5.483	7.63	8.483	2.23	11.48	1.27
2.500	1.91	5.500	7.66	8.500	2.23	11.50	1.27
2.517	1.91	5.517	30.53	8.517	2.23	11.52	1.27
2.533	1.91	5.533	30.53	8.533	2.23	11.53	1.27
2.550	1.91	5.550	30.53	8.550	2.23	11.55	1.27
2.567	1.91	5.567	30.53	8.567	2.23	11.57	1.27
2.583	1.91	5.583	30.53	8.583	2.23	11.58	1.27
2.600	1.91	5.600	30.53	8.600	2.23	11.60	1.27
2.617	1.91	5.617	30.53	8.617	2.23	11.62	1.27
2.633	1.91	5.633	30.53	8.633	2.23	11.63	1.27
2.650	1.91	5.650	30.53	8.650	2.23	11.65	1.27
2.667	1.91	5.667	30.53	8.667	2.23	11.67	1.27
2.683	1.91	5.683	30.53	8.683	2.23	11.68	1.27
2.700	1.91	5.700	30.53	8.700	2.23	11.70	1.27
2.717	1.91	5.717	30.53	8.717	2.23	11.72	1.27
2.733	1.91	5.733	30.53	8.733	2.23	11.73	1.27
2.750	1.91	5.750	30.59	8.750	2.23	11.75	1.27
2.767	1.91	5.767	72.72	8.767	2.23	11.77	1.27
2.783	1.91	5.783	72.72	8.783	2.23	11.78	1.27
2.800	1.91	5.800	72.72	8.800	2.23	11.80	1.27
2.817	1.91	5.817	72.72	8.817	2.23	11.82	1.27
2.833	1.91	5.833	72.79	8.833	2.23	11.83	1.27
2.850	1.91	5.850	126.61	8.850	2.23	11.85	1.27
2.867	1.91	5.867	126.61	8.867	2.23	11.87	1.27
2.883	1.91	5.883	126.61	8.883	2.23	11.88	1.27
2.900	1.91	5.900	126.61	8.900	2.23	11.90	1.27
2.917	1.91	5.917	126.52	8.917	2.23	11.92	1.27
2.933	1.91	5.933	52.58	8.933	2.23	11.93	1.27
2.950	1.91	5.950	52.58	8.950	2.23	11.95	1.27
2.967	1.91	5.967	52.58	8.967	2.23	11.97	1.27
2.983	1.91	5.983	52.58	8.983	2.23	11.98	1.27
3.000	1.91	6.000	52.52	9.000	2.23	12.00	1.27

```
Max.Eff.Inten.(mm/hr)=     126.59        64.90
           over (min)        5.00         4.00
Storage Coeff.  (min)=       0.96 (ii)    3.25 (ii)
Unit Hyd. Tpeak (min)=       5.00         4.00
Unit Hyd. peak  (cms)=       0.48         0.32
                                                      *TOTALS*
PEAK FLOW       (cms)=       0.02         0.00          0.026 (iii)
```

VO6 Model Output Post-development Condition

```
TIME TO PEAK     (hrs)=       5.93         5.93          5.93
RUNOFF VOLUME     (mm)=      63.25        36.11         61.34
TOTAL RAINFALL    (mm)=      64.25        64.25         64.25
RUNOFF COEFFICIENT   =       0.98         0.56          0.95


  (i) CN PROCEDURE SELECTED FOR PERVIOUS LOSSES:
       CN*  =  87.0    Ia = Dep. Storage  (Above)
 (ii) TIME STEP (DT) SHOULD BE SMALLER OR EQUAL
      THAN THE STORAGE COEFFICIENT.
(iii) PEAK FLOW DOES NOT INCLUDE BASEFLOW IF ANY.

--------------------------------------------------------------------------------
--------------------
| DUHYD    (  2142)|
| Inlet Cap.= 0.015|
| #of Inlets=     1|
| Total(cms)=   0.0|      AREA     QPEAK     TPEAK    R.V.
--------------------      (ha)     (cms)     (hrs)    (mm)
TOTAL HYD.(ID= 1):   0.08      0.03      5.93   61.34
=====================================================
MAJOR SYS.(ID= 2):   0.01      0.01      5.93   61.34
MINOR SYS.(ID= 3):   0.07      0.01      5.85   61.34

NOTE:  PEAK FLOWS DO NOT INCLUDE BASEFLOWS IF ANY.

--------------------------------------------------------------------------------
--------------------
| CALIB            |
| STANDHYD (  0215)|   Area    (ha)=   0.12
|ID= 1 DT= 1.0 min |   Total Imp(%)=  85.00   Dir. Conn.(%)=  85.00
--------------------
                            IMPERVIOUS    PERVIOUS (i)
Surface Area     (ha)=       0.10         0.02
Dep. Storage     (mm)=       1.00         5.00
Average Slope     (%)=       1.00         2.00
Length            (m)=      28.28        40.00
Mannings n           =      0.013        0.250

    NOTE:  RAINFALL WAS TRANSFORMED TO   1.0 MIN. TIME STEP.


                         ---- TRANSFORMED HYETOGRAPH ----
          TIME    RAIN |  TIME    RAIN |'  TIME    RAIN |  TIME    RAIN
           hrs   mm/hr |   hrs   mm/hr |'   hrs   mm/hr |   hrs   mm/hr
         0.017    1.59 | 3.017    2.54 | 6.017   11.45 |  9.02    2.23
```

VO6 Model Output Post-development Condition

0.033	1.59	3.033	2.55	6.033	11.45	9.03	2.23
0.050	1.59	3.050	2.55	6.050	11.45	9.05	2.23
0.067	1.59	3.067	2.55	6.067	11.45	9.07	2.23
0.083	1.59	3.083	2.55	6.083	11.45	9.08	2.23
0.100	1.59	3.100	2.54	6.100	11.45	9.10	2.23
0.117	1.59	3.117	2.55	6.117	11.45	9.12	2.23
0.133	1.59	3.133	2.55	6.133	11.45	9.13	2.23
0.150	1.59	3.150	2.55	6.150	11.45	9.15	2.23
0.167	1.59	3.167	2.55	6.167	11.45	9.17	2.23
0.183	1.59	3.183	2.54	6.183	11.45	9.18	2.23
0.200	1.59	3.200	2.55	6.200	11.45	9.20	2.23
0.217	1.59	3.217	2.55	6.217	11.45	9.22	2.23
0.233	1.59	3.233	2.55	6.233	11.45	9.23	2.23
0.250	1.59	3.250	2.55	6.250	11.45	9.25	2.23
0.267	1.59	3.267	2.54	6.267	11.45	9.27	2.23
0.283	1.59	3.283	2.55	6.283	11.45	9.28	2.23
0.300	1.59	3.300	2.55	6.300	11.45	9.30	2.23
0.317	1.59	3.317	2.55	6.317	11.45	9.32	2.23
0.333	1.59	3.333	2.55	6.333	11.45	9.33	2.23
0.350	1.59	3.350	2.54	6.350	11.45	9.35	2.23
0.367	1.59	3.367	2.55	6.367	11.45	9.37	2.23
0.383	1.59	3.383	2.55	6.383	11.45	9.38	2.23
0.400	1.59	3.400	2.55	6.400	11.45	9.40	2.23
0.417	1.59	3.417	2.55	6.417	11.45	9.42	2.23
0.433	1.59	3.433	2.54	6.433	11.45	9.43	2.23
0.450	1.59	3.450	2.55	6.450	11.45	9.45	2.23
0.467	1.59	3.467	2.55	6.467	11.45	9.47	2.23
0.483	1.59	3.483	2.55	6.483	11.45	9.48	2.23
0.500	1.59	3.500	2.55	6.500	11.44	9.50	2.23
0.517	1.59	3.517	2.54	6.517	5.09	9.52	2.23
0.533	1.59	3.533	2.55	6.533	5.09	9.53	2.23
0.550	1.59	3.550	2.55	6.550	5.09	9.55	2.23
0.567	1.59	3.567	2.55	6.567	5.09	9.57	2.23
0.583	1.59	3.583	2.55	6.583	5.09	9.58	2.23
0.600	1.59	3.600	2.54	6.600	5.09	9.60	2.23
0.617	1.59	3.617	2.55	6.617	5.09	9.62	2.23
0.633	1.59	3.633	2.55	6.633	5.09	9.63	2.23
0.650	1.59	3.650	2.55	6.650	5.09	9.65	2.23
0.667	1.59	3.667	2.55	6.667	5.09	9.67	2.23
0.683	1.59	3.683	2.54	6.683	5.09	9.68	2.23
0.700	1.59	3.700	2.55	6.700	5.09	9.70	2.23
0.717	1.59	3.717	2.55	6.717	5.09	9.72	2.23
0.733	1.59	3.733	2.55	6.733	5.09	9.73	2.23
0.750	1.59	3.750	2.55	6.750	5.09	9.75	2.23
0.767	1.59	3.767	2.54	6.767	5.09	9.77	2.23
0.783	1.59	3.783	2.55	6.783	5.09	9.78	2.23
0.800	1.59	3.800	2.55	6.800	5.09	9.80	2.23

VO6 Model Output Post-development Condition

0.817	1.59	3.817	2.55	6.817	5.09	9.82	2.23
0.833	1.59	3.833	2.55	6.833	5.09	9.83	2.23
0.850	1.59	3.850	2.54	6.850	5.09	9.85	2.23
0.867	1.59	3.867	2.55	6.867	5.09	9.87	2.23
0.883	1.59	3.883	2.55	6.883	5.09	9.88	2.23
0.900	1.59	3.900	2.55	6.900	5.09	9.90	2.23
0.917	1.59	3.917	2.55	6.917	5.09	9.92	2.23
0.933	1.59	3.933	2.54	6.933	5.09	9.93	2.23
0.950	1.59	3.950	2.55	6.950	5.09	9.95	2.23
0.967	1.59	3.967	2.55	6.967	5.09	9.97	2.23
0.983	1.59	3.983	2.55	6.983	5.09	9.98	2.23
1.000	1.59	4.000	2.55	7.000	5.09	10.00	2.22
1.017	1.59	4.017	3.82	7.017	5.09	10.02	1.27
1.033	1.59	4.033	3.82	7.033	5.09	10.03	1.27
1.050	1.59	4.050	3.82	7.050	5.09	10.05	1.27
1.067	1.59	4.067	3.82	7.067	5.09	10.07	1.27
1.083	1.59	4.083	3.82	7.083	5.09	10.08	1.27
1.100	1.59	4.100	3.82	7.100	5.09	10.10	1.27
1.117	1.59	4.117	3.82	7.117	5.09	10.12	1.27
1.133	1.59	4.133	3.82	7.133	5.09	10.13	1.27
1.150	1.59	4.150	3.82	7.150	5.09	10.15	1.27
1.167	1.59	4.167	3.82	7.167	5.09	10.17	1.27
1.183	1.59	4.183	3.82	7.183	5.09	10.18	1.27
1.200	1.59	4.200	3.82	7.200	5.09	10.20	1.27
1.217	1.59	4.217	3.82	7.217	5.09	10.22	1.27
1.233	1.59	4.233	3.82	7.233	5.09	10.23	1.27
1.250	1.59	4.250	3.82	7.250	5.09	10.25	1.27
1.267	1.59	4.267	3.82	7.267	5.09	10.27	1.27
1.283	1.59	4.283	3.82	7.283	5.09	10.28	1.27
1.300	1.59	4.300	3.82	7.300	5.09	10.30	1.27
1.317	1.59	4.317	3.82	7.317	5.09	10.32	1.27
1.333	1.59	4.333	3.82	7.333	5.09	10.33	1.27
1.350	1.59	4.350	3.82	7.350	5.09	10.35	1.27
1.367	1.59	4.367	3.82	7.367	5.09	10.37	1.27
1.383	1.59	4.383	3.82	7.383	5.09	10.38	1.27
1.400	1.59	4.400	3.82	7.400	5.09	10.40	1.27
1.417	1.59	4.417	3.82	7.417	5.09	10.42	1.27
1.433	1.59	4.433	3.82	7.433	5.09	10.43	1.27
1.450	1.59	4.450	3.82	7.450	5.09	10.45	1.27
1.467	1.59	4.467	3.82	7.467	5.09	10.47	1.27
1.483	1.59	4.483	3.82	7.483	5.09	10.48	1.27
1.500	1.59	4.500	3.82	7.500	5.09	10.50	1.27
1.517	1.59	4.517	5.09	7.517	3.82	10.52	1.27
1.533	1.59	4.533	5.09	7.533	3.82	10.53	1.27
1.550	1.59	4.550	5.09	7.550	3.82	10.55	1.27
1.567	1.59	4.567	5.09	7.567	3.82	10.57	1.27
1.583	1.59	4.583	5.09	7.583	3.82	10.58	1.27

VO6 Model Output Post-development Condition

1.600	1.59	4.600	5.09	7.600	3.82	10.60	1.27
1.617	1.59	4.617	5.09	7.617	3.82	10.62	1.27
1.633	1.59	4.633	5.09	7.633	3.82	10.63	1.27
1.650	1.59	4.650	5.09	7.650	3.82	10.65	1.27
1.667	1.59	4.667	5.09	7.667	3.82	10.67	1.27
1.683	1.59	4.683	5.09	7.683	3.82	10.68	1.27
1.700	1.59	4.700	5.09	7.700	3.82	10.70	1.27
1.717	1.59	4.717	5.09	7.717	3.82	10.72	1.27
1.733	1.59	4.733	5.09	7.733	3.82	10.73	1.27
1.750	1.59	4.750	5.09	7.750	3.82	10.75	1.27
1.767	1.59	4.767	5.09	7.767	3.82	10.77	1.27
1.783	1.59	4.783	5.09	7.783	3.82	10.78	1.27
1.800	1.59	4.800	5.09	7.800	3.82	10.80	1.27
1.817	1.59	4.817	5.09	7.817	3.82	10.82	1.27
1.833	1.59	4.833	5.09	7.833	3.82	10.83	1.27
1.850	1.59	4.850	5.09	7.850	3.82	10.85	1.27
1.867	1.59	4.867	5.09	7.867	3.82	10.87	1.27
1.883	1.59	4.883	5.09	7.883	3.82	10.88	1.27
1.900	1.59	4.900	5.09	7.900	3.82	10.90	1.27
1.917	1.59	4.917	5.09	7.917	3.82	10.92	1.27
1.933	1.59	4.933	5.09	7.933	3.82	10.93	1.27
1.950	1.59	4.950	5.09	7.950	3.82	10.95	1.27
1.967	1.59	4.967	5.09	7.967	3.82	10.97	1.27
1.983	1.59	4.983	5.09	7.983	3.82	10.98	1.27
2.000	1.59	5.000	5.09	8.000	3.81	11.00	1.27
2.017	1.91	5.017	7.63	8.017	2.23	11.02	1.27
2.033	1.91	5.033	7.63	8.033	2.23	11.03	1.27
2.050	1.91	5.050	7.63	8.050	2.23	11.05	1.27
2.067	1.91	5.067	7.63	8.067	2.23	11.07	1.27
2.083	1.91	5.083	7.63	8.083	2.23	11.08	1.27
2.100	1.91	5.100	7.63	8.100	2.23	11.10	1.27
2.117	1.91	5.117	7.63	8.117	2.23	11.12	1.27
2.133	1.91	5.133	7.63	8.133	2.23	11.13	1.27
2.150	1.91	5.150	7.63	8.150	2.23	11.15	1.27
2.167	1.91	5.167	7.63	8.167	2.23	11.17	1.27
2.183	1.91	5.183	7.63	8.183	2.23	11.18	1.27
2.200	1.91	5.200	7.63	8.200	2.23	11.20	1.27
2.217	1.91	5.217	7.63	8.217	2.23	11.22	1.27
2.233	1.91	5.233	7.63	8.233	2.23	11.23	1.27
2.250	1.91	5.250	7.63	8.250	2.23	11.25	1.27
2.267	1.91	5.267	7.63	8.267	2.23	11.27	1.27
2.283	1.91	5.283	7.63	8.283	2.23	11.28	1.27
2.300	1.91	5.300	7.63	8.300	2.23	11.30	1.27
2.317	1.91	5.317	7.63	8.317	2.23	11.32	1.27
2.333	1.91	5.333	7.63	8.333	2.23	11.33	1.27
2.350	1.91	5.350	7.63	8.350	2.23	11.35	1.27
2.367	1.91	5.367	7.63	8.367	2.23	11.37	1.27

VO6 Model Output Post-development Condition

2.383	1.91	5.383	7.63	8.383	2.23	11.38	1.27
2.400	1.91	5.400	7.63	8.400	2.23	11.40	1.27
2.417	1.91	5.417	7.63	8.417	2.23	11.42	1.27
2.433	1.91	5.433	7.63	8.433	2.23	11.43	1.27
2.450	1.91	5.450	7.63	8.450	2.23	11.45	1.27
2.467	1.91	5.467	7.63	8.467	2.23	11.47	1.27
2.483	1.91	5.483	7.63	8.483	2.23	11.48	1.27
2.500	1.91	5.500	7.66	8.500	2.23	11.50	1.27
2.517	1.91	5.517	30.53	8.517	2.23	11.52	1.27
2.533	1.91	5.533	30.53	8.533	2.23	11.53	1.27
2.550	1.91	5.550	30.53	8.550	2.23	11.55	1.27
2.567	1.91	5.567	30.53	8.567	2.23	11.57	1.27
2.583	1.91	5.583	30.53	8.583	2.23	11.58	1.27
2.600	1.91	5.600	30.53	8.600	2.23	11.60	1.27
2.617	1.91	5.617	30.53	8.617	2.23	11.62	1.27
2.633	1.91	5.633	30.53	8.633	2.23	11.63	1.27
2.650	1.91	5.650	30.53	8.650	2.23	11.65	1.27
2.667	1.91	5.667	30.53	8.667	2.23	11.67	1.27
2.683	1.91	5.683	30.53	8.683	2.23	11.68	1.27
2.700	1.91	5.700	30.53	8.700	2.23	11.70	1.27
2.717	1.91	5.717	30.53	8.717	2.23	11.72	1.27
2.733	1.91	5.733	30.53	8.733	2.23	11.73	1.27
2.750	1.91	5.750	30.59	8.750	2.23	11.75	1.27
2.767	1.91	5.767	72.72	8.767	2.23	11.77	1.27
2.783	1.91	5.783	72.72	8.783	2.23	11.78	1.27
2.800	1.91	5.800	72.72	8.800	2.23	11.80	1.27
2.817	1.91	5.817	72.72	8.817	2.23	11.82	1.27
2.833	1.91	5.833	72.79	8.833	2.23	11.83	1.27
2.850	1.91	5.850	126.61	8.850	2.23	11.85	1.27
2.867	1.91	5.867	126.61	8.867	2.23	11.87	1.27
2.883	1.91	5.883	126.61	8.883	2.23	11.88	1.27
2.900	1.91	5.900	126.61	8.900	2.23	11.90	1.27
2.917	1.91	5.917	126.52	8.917	2.23	11.92	1.27
2.933	1.91	5.933	52.58	8.933	2.23	11.93	1.27
2.950	1.91	5.950	52.58	8.950	2.23	11.95	1.27
2.967	1.91	5.967	52.58	8.967	2.23	11.97	1.27
2.983	1.91	5.983	52.58	8.983	2.23	11.98	1.27
3.000	1.91	6.000	52.52	9.000	2.23	12.00	1.27

```
Max.Eff.Inten.(mm/hr)=     126.59        64.90
           over (min)        5.00         5.00
Storage Coeff.  (min)=       1.09 (ii)    4.30 (ii)
Unit Hyd. Tpeak (min)=       5.00         5.00
Unit Hyd. peak  (cms)=       0.46         0.25
                                                        *TOTALS*
PEAK FLOW       (cms)=       0.03         0.00           0.037 (iii)
TIME TO PEAK    (hrs)=       5.93         5.95            5.93
```

```
                    VO6 Model Output Post-development Condition
     RUNOFF VOLUME    (mm)=      63.25        36.11          59.16
     TOTAL RAINFALL   (mm)=      64.25        64.25          64.25
     RUNOFF COEFFICIENT   =       0.98         0.56           0.92


       (i) CN PROCEDURE SELECTED FOR PERVIOUS LOSSES:
            CN*  =  87.0    Ia = Dep. Storage  (Above)
      (ii) TIME STEP (DT) SHOULD BE SMALLER OR EQUAL
           THAN THE STORAGE COEFFICIENT.
     (iii) PEAK FLOW DOES NOT INCLUDE BASEFLOW IF ANY.

--------------------------------------------------------------------------------
--------------------
| DUHYD    (  2152)|
| Inlet Cap.= 0.021|
| #of Inlets=     1|
| Total(cms)=   0.0|      AREA     QPEAK     TPEAK    R.V.
--------------------      (ha)     (cms)     (hrs)    (mm)
     TOTAL HYD.(ID= 1):   0.12      0.04      5.93   59.16
     ====================================================
     MAJOR SYS.(ID= 2):   0.01      0.02      5.93   59.16
     MINOR SYS.(ID= 3):   0.11      0.02      5.85   59.16

     NOTE:  PEAK FLOWS DO NOT INCLUDE BASEFLOWS IF ANY.

--------------------------------------------------------------------------------

--------------------
| ADD HYD  (  2003)|
|   1 +  2 =  3    |         AREA    QPEAK    TPEAK     R.V.
--------------------         (ha)    (cms)    (hrs)     (mm)
        ID1= 1 (  2142):     0.01   0.011     5.93    61.34
      + ID2= 2 (  2152):     0.01   0.016     5.93    59.16
        ====================================================
        ID = 3 (  2003):     0.01   0.026     5.93    60.01

     NOTE:  PEAK FLOWS DO NOT INCLUDE BASEFLOWS IF ANY.
--------------------------------------------------------------------------------
--------------------
| CALIB            |
| STANDHYD (  0205)|   Area    (ha)=   0.20
|ID= 1 DT= 1.0 min |   Total Imp(%)=  70.00   Dir. Conn.(%)=  70.00
--------------------
                              IMPERVIOUS    PERVIOUS (i)
     Surface Area     (ha)=       0.14         0.06
     Dep. Storage     (mm)=       1.00         5.00
     Average Slope     (%)=       1.00         2.00
```

VO6 Model Output Post-development Condition

Length	(m)=	36.15	40.00
Mannings n	=	0.013	0.250

NOTE: RAINFALL WAS TRANSFORMED TO 1.0 MIN. TIME STEP.

---- TRANSFORMED HYETOGRAPH ----

TIME hrs	RAIN mm/hr	TIME hrs	RAIN mm/hr	TIME hrs	RAIN mm/hr	TIME hrs	RAIN mm/hr
0.017	1.59	3.017	2.54	6.017	11.45	9.02	2.23
0.033	1.59	3.033	2.55	6.033	11.45	9.03	2.23
0.050	1.59	3.050	2.55	6.050	11.45	9.05	2.23
0.067	1.59	3.067	2.55	6.067	11.45	9.07	2.23
0.083	1.59	3.083	2.55	6.083	11.45	9.08	2.23
0.100	1.59	3.100	2.54	6.100	11.45	9.10	2.23
0.117	1.59	3.117	2.55	6.117	11.45	9.12	2.23
0.133	1.59	3.133	2.55	6.133	11.45	9.13	2.23
0.150	1.59	3.150	2.55	6.150	11.45	9.15	2.23
0.167	1.59	3.167	2.55	6.167	11.45	9.17	2.23
0.183	1.59	3.183	2.54	6.183	11.45	9.18	2.23
0.200	1.59	3.200	2.55	6.200	11.45	9.20	2.23
0.217	1.59	3.217	2.55	6.217	11.45	9.22	2.23
0.233	1.59	3.233	2.55	6.233	11.45	9.23	2.23
0.250	1.59	3.250	2.55	6.250	11.45	9.25	2.23
0.267	1.59	3.267	2.54	6.267	11.45	9.27	2.23
0.283	1.59	3.283	2.55	6.283	11.45	9.28	2.23
0.300	1.59	3.300	2.55	6.300	11.45	9.30	2.23
0.317	1.59	3.317	2.55	6.317	11.45	9.32	2.23
0.333	1.59	3.333	2.55	6.333	11.45	9.33	2.23
0.350	1.59	3.350	2.54	6.350	11.45	9.35	2.23
0.367	1.59	3.367	2.55	6.367	11.45	9.37	2.23
0.383	1.59	3.383	2.55	6.383	11.45	9.38	2.23
0.400	1.59	3.400	2.55	6.400	11.45	9.40	2.23
0.417	1.59	3.417	2.55	6.417	11.45	9.42	2.23
0.433	1.59	3.433	2.54	6.433	11.45	9.43	2.23
0.450	1.59	3.450	2.55	6.450	11.45	9.45	2.23
0.467	1.59	3.467	2.55	6.467	11.45	9.47	2.23
0.483	1.59	3.483	2.55	6.483	11.45	9.48	2.23
0.500	1.59	3.500	2.55	6.500	11.44	9.50	2.23
0.517	1.59	3.517	2.54	6.517	5.09	9.52	2.23
0.533	1.59	3.533	2.55	6.533	5.09	9.53	2.23
0.550	1.59	3.550	2.55	6.550	5.09	9.55	2.23
0.567	1.59	3.567	2.55	6.567	5.09	9.57	2.23
0.583	1.59	3.583	2.55	6.583	5.09	9.58	2.23
0.600	1.59	3.600	2.54	6.600	5.09	9.60	2.23
0.617	1.59	3.617	2.55	6.617	5.09	9.62	2.23
0.633	1.59	3.633	2.55	6.633	5.09	9.63	2.23

VO6 Model Output Post-development Condition

0.650	1.59	3.650	2.55	6.650	5.09	9.65	2.23
0.667	1.59	3.667	2.55	6.667	5.09	9.67	2.23
0.683	1.59	3.683	2.54	6.683	5.09	9.68	2.23
0.700	1.59	3.700	2.55	6.700	5.09	9.70	2.23
0.717	1.59	3.717	2.55	6.717	5.09	9.72	2.23
0.733	1.59	3.733	2.55	6.733	5.09	9.73	2.23
0.750	1.59	3.750	2.55	6.750	5.09	9.75	2.23
0.767	1.59	3.767	2.54	6.767	5.09	9.77	2.23
0.783	1.59	3.783	2.55	6.783	5.09	9.78	2.23
0.800	1.59	3.800	2.55	6.800	5.09	9.80	2.23
0.817	1.59	3.817	2.55	6.817	5.09	9.82	2.23
0.833	1.59	3.833	2.55	6.833	5.09	9.83	2.23
0.850	1.59	3.850	2.54	6.850	5.09	9.85	2.23
0.867	1.59	3.867	2.55	6.867	5.09	9.87	2.23
0.883	1.59	3.883	2.55	6.883	5.09	9.88	2.23
0.900	1.59	3.900	2.55	6.900	5.09	9.90	2.23
0.917	1.59	3.917	2.55	6.917	5.09	9.92	2.23
0.933	1.59	3.933	2.54	6.933	5.09	9.93	2.23
0.950	1.59	3.950	2.55	6.950	5.09	9.95	2.23
0.967	1.59	3.967	2.55	6.967	5.09	9.97	2.23
0.983	1.59	3.983	2.55	6.983	5.09	9.98	2.23
1.000	1.59	4.000	2.55	7.000	5.09	10.00	2.22
1.017	1.59	4.017	3.82	7.017	5.09	10.02	1.27
1.033	1.59	4.033	3.82	7.033	5.09	10.03	1.27
1.050	1.59	4.050	3.82	7.050	5.09	10.05	1.27
1.067	1.59	4.067	3.82	7.067	5.09	10.07	1.27
1.083	1.59	4.083	3.82	7.083	5.09	10.08	1.27
1.100	1.59	4.100	3.82	7.100	5.09	10.10	1.27
1.117	1.59	4.117	3.82	7.117	5.09	10.12	1.27
1.133	1.59	4.133	3.82	7.133	5.09	10.13	1.27
1.150	1.59	4.150	3.82	7.150	5.09	10.15	1.27
1.167	1.59	4.167	3.82	7.167	5.09	10.17	1.27
1.183	1.59	4.183	3.82	7.183	5.09	10.18	1.27
1.200	1.59	4.200	3.82	7.200	5.09	10.20	1.27
1.217	1.59	4.217	3.82	7.217	5.09	10.22	1.27
1.233	1.59	4.233	3.82	7.233	5.09	10.23	1.27
1.250	1.59	4.250	3.82	7.250	5.09	10.25	1.27
1.267	1.59	4.267	3.82	7.267	5.09	10.27	1.27
1.283	1.59	4.283	3.82	7.283	5.09	10.28	1.27
1.300	1.59	4.300	3.82	7.300	5.09	10.30	1.27
1.317	1.59	4.317	3.82	7.317	5.09	10.32	1.27
1.333	1.59	4.333	3.82	7.333	5.09	10.33	1.27
1.350	1.59	4.350	3.82	7.350	5.09	10.35	1.27
1.367	1.59	4.367	3.82	7.367	5.09	10.37	1.27
1.383	1.59	4.383	3.82	7.383	5.09	10.38	1.27
1.400	1.59	4.400	3.82	7.400	5.09	10.40	1.27
1.417	1.59	4.417	3.82	7.417	5.09	10.42	1.27

VO6 Model Output Post-development Condition

1.433	1.59	4.433	3.82	7.433	5.09	10.43	1.27
1.450	1.59	4.450	3.82	7.450	5.09	10.45	1.27
1.467	1.59	4.467	3.82	7.467	5.09	10.47	1.27
1.483	1.59	4.483	3.82	7.483	5.09	10.48	1.27
1.500	1.59	4.500	3.82	7.500	5.09	10.50	1.27
1.517	1.59	4.517	5.09	7.517	3.82	10.52	1.27
1.533	1.59	4.533	5.09	7.533	3.82	10.53	1.27
1.550	1.59	4.550	5.09	7.550	3.82	10.55	1.27
1.567	1.59	4.567	5.09	7.567	3.82	10.57	1.27
1.583	1.59	4.583	5.09	7.583	3.82	10.58	1.27
1.600	1.59	4.600	5.09	7.600	3.82	10.60	1.27
1.617	1.59	4.617	5.09	7.617	3.82	10.62	1.27
1.633	1.59	4.633	5.09	7.633	3.82	10.63	1.27
1.650	1.59	4.650	5.09	7.650	3.82	10.65	1.27
1.667	1.59	4.667	5.09	7.667	3.82	10.67	1.27
1.683	1.59	4.683	5.09	7.683	3.82	10.68	1.27
1.700	1.59	4.700	5.09	7.700	3.82	10.70	1.27
1.717	1.59	4.717	5.09	7.717	3.82	10.72	1.27
1.733	1.59	4.733	5.09	7.733	3.82	10.73	1.27
1.750	1.59	4.750	5.09	7.750	3.82	10.75	1.27
1.767	1.59	4.767	5.09	7.767	3.82	10.77	1.27
1.783	1.59	4.783	5.09	7.783	3.82	10.78	1.27
1.800	1.59	4.800	5.09	7.800	3.82	10.80	1.27
1.817	1.59	4.817	5.09	7.817	3.82	10.82	1.27
1.833	1.59	4.833	5.09	7.833	3.82	10.83	1.27
1.850	1.59	4.850	5.09	7.850	3.82	10.85	1.27
1.867	1.59	4.867	5.09	7.867	3.82	10.87	1.27
1.883	1.59	4.883	5.09	7.883	3.82	10.88	1.27
1.900	1.59	4.900	5.09	7.900	3.82	10.90	1.27
1.917	1.59	4.917	5.09	7.917	3.82	10.92	1.27
1.933	1.59	4.933	5.09	7.933	3.82	10.93	1.27
1.950	1.59	4.950	5.09	7.950	3.82	10.95	1.27
1.967	1.59	4.967	5.09	7.967	3.82	10.97	1.27
1.983	1.59	4.983	5.09	7.983	3.82	10.98	1.27
2.000	1.59	5.000	5.09	8.000	3.81	11.00	1.27
2.017	1.91	5.017	7.63	8.017	2.23	11.02	1.27
2.033	1.91	5.033	7.63	8.033	2.23	11.03	1.27
2.050	1.91	5.050	7.63	8.050	2.23	11.05	1.27
2.067	1.91	5.067	7.63	8.067	2.23	11.07	1.27
2.083	1.91	5.083	7.63	8.083	2.23	11.08	1.27
2.100	1.91	5.100	7.63	8.100	2.23	11.10	1.27
2.117	1.91	5.117	7.63	8.117	2.23	11.12	1.27
2.133	1.91	5.133	7.63	8.133	2.23	11.13	1.27
2.150	1.91	5.150	7.63	8.150	2.23	11.15	1.27
2.167	1.91	5.167	7.63	8.167	2.23	11.17	1.27
2.183	1.91	5.183	7.63	8.183	2.23	11.18	1.27
2.200	1.91	5.200	7.63	8.200	2.23	11.20	1.27

VO6 Model Output Post-development Condition

2.217	1.91	5.217	7.63	8.217	2.23	11.22	1.27
2.233	1.91	5.233	7.63	8.233	2.23	11.23	1.27
2.250	1.91	5.250	7.63	8.250	2.23	11.25	1.27
2.267	1.91	5.267	7.63	8.267	2.23	11.27	1.27
2.283	1.91	5.283	7.63	8.283	2.23	11.28	1.27
2.300	1.91	5.300	7.63	8.300	2.23	11.30	1.27
2.317	1.91	5.317	7.63	8.317	2.23	11.32	1.27
2.333	1.91	5.333	7.63	8.333	2.23	11.33	1.27
2.350	1.91	5.350	7.63	8.350	2.23	11.35	1.27
2.367	1.91	5.367	7.63	8.367	2.23	11.37	1.27
2.383	1.91	5.383	7.63	8.383	2.23	11.38	1.27
2.400	1.91	5.400	7.63	8.400	2.23	11.40	1.27
2.417	1.91	5.417	7.63	8.417	2.23	11.42	1.27
2.433	1.91	5.433	7.63	8.433	2.23	11.43	1.27
2.450	1.91	5.450	7.63	8.450	2.23	11.45	1.27
2.467	1.91	5.467	7.63	8.467	2.23	11.47	1.27
2.483	1.91	5.483	7.63	8.483	2.23	11.48	1.27
2.500	1.91	5.500	7.66	8.500	2.23	11.50	1.27
2.517	1.91	5.517	30.53	8.517	2.23	11.52	1.27
2.533	1.91	5.533	30.53	8.533	2.23	11.53	1.27
2.550	1.91	5.550	30.53	8.550	2.23	11.55	1.27
2.567	1.91	5.567	30.53	8.567	2.23	11.57	1.27
2.583	1.91	5.583	30.53	8.583	2.23	11.58	1.27
2.600	1.91	5.600	30.53	8.600	2.23	11.60	1.27
2.617	1.91	5.617	30.53	8.617	2.23	11.62	1.27
2.633	1.91	5.633	30.53	8.633	2.23	11.63	1.27
2.650	1.91	5.650	30.53	8.650	2.23	11.65	1.27
2.667	1.91	5.667	30.53	8.667	2.23	11.67	1.27
2.683	1.91	5.683	30.53	8.683	2.23	11.68	1.27
2.700	1.91	5.700	30.53	8.700	2.23	11.70	1.27
2.717	1.91	5.717	30.53	8.717	2.23	11.72	1.27
2.733	1.91	5.733	30.53	8.733	2.23	11.73	1.27
2.750	1.91	5.750	30.59	8.750	2.23	11.75	1.27
2.767	1.91	5.767	72.72	8.767	2.23	11.77	1.27
2.783	1.91	5.783	72.72	8.783	2.23	11.78	1.27
2.800	1.91	5.800	72.72	8.800	2.23	11.80	1.27
2.817	1.91	5.817	72.72	8.817	2.23	11.82	1.27
2.833	1.91	5.833	72.79	8.833	2.23	11.83	1.27
2.850	1.91	5.850	126.61	8.850	2.23	11.85	1.27
2.867	1.91	5.867	126.61	8.867	2.23	11.87	1.27
2.883	1.91	5.883	126.61	8.883	2.23	11.88	1.27
2.900	1.91	5.900	126.61	8.900	2.23	11.90	1.27
2.917	1.91	5.917	126.52	8.917	2.23	11.92	1.27
2.933	1.91	5.933	52.58	8.933	2.23	11.93	1.27
2.950	1.91	5.950	52.58	8.950	2.23	11.95	1.27
2.967	1.91	5.967	52.58	8.967	2.23	11.97	1.27
2.983	1.91	5.983	52.58	8.983	2.23	11.98	1.27

```
                3.000    1.91 | 6.000   52.52 | 9.000    2.23 | 12.00    1.27

     Max.Eff.Inten.(mm/hr)=     126.59        64.90
                over (min)        5.00         6.00
     Storage Coeff.  (min)=       1.26 (ii)    5.84 (ii)
     Unit Hyd. Tpeak (min)=       5.00         6.00
     Unit Hyd. peak  (cms)=       0.44         0.19
                                                          *TOTALS*
     PEAK FLOW       (cms)=       0.04         0.01          0.053 (iii)
     TIME TO PEAK    (hrs)=       5.93         5.98           5.93
     RUNOFF VOLUME    (mm)=      63.24        36.11          55.09
     TOTAL RAINFALL   (mm)=      64.25        64.25          64.25
     RUNOFF COEFFICIENT   =       0.98         0.56           0.86


       (i) CN PROCEDURE SELECTED FOR PERVIOUS LOSSES:
            CN*  =  87.0    Ia = Dep. Storage  (Above)
      (ii) TIME STEP (DT) SHOULD BE SMALLER OR EQUAL
           THAN THE STORAGE COEFFICIENT.
     (iii) PEAK FLOW DOES NOT INCLUDE BASEFLOW IF ANY.

--------------------------------------------------------------------------------
--------------------
| CALIB            |
| STANDHYD (  0201)|   Area    (ha)=   0.50
|ID= 1 DT= 5.0 min |   Total Imp(%)=  85.00   Dir. Conn.(%)=  85.00
--------------------
                              IMPERVIOUS    PERVIOUS (i)
     Surface Area     (ha)=       0.42         0.07
     Dep. Storage     (mm)=       1.00         5.00
     Average Slope     (%)=       1.00         2.00
     Length            (m)=      57.45        40.00
     Mannings n           =      0.013        0.250

     Max.Eff.Inten.(mm/hr)=     126.61        64.90
                over (min)        5.00         5.00
     Storage Coeff.  (min)=       1.67 (ii)    4.88 (ii)
     Unit Hyd. Tpeak (min)=       5.00         5.00
     Unit Hyd. peak  (cms)=       0.32         0.22
                                                          *TOTALS*
     PEAK FLOW       (cms)=       0.14         0.01          0.159 (iii)
     TIME TO PEAK    (hrs)=       5.92         5.92           5.92
     RUNOFF VOLUME    (mm)=      63.25        36.11          59.17
     TOTAL RAINFALL   (mm)=      64.25        64.25          64.25
     RUNOFF COEFFICIENT   =       0.98         0.56           0.92
```

VO6 Model Output Post-development Condition

```
       (i) CN PROCEDURE SELECTED FOR PERVIOUS LOSSES:
            CN*  =  87.0    Ia = Dep. Storage  (Above)
      (ii) TIME STEP (DT) SHOULD BE SMALLER OR EQUAL
           THAN THE STORAGE COEFFICIENT.
     (iii) PEAK FLOW DOES NOT INCLUDE BASEFLOW IF ANY.

--------------------------------------------------------------------------------
--------------------
| RESERVOIR(  2011)|     OVERFLOW IS OFF
| IN= 2---> OUT= 1 |
| DT=  1.0 min     |     OUTFLOW    STORAGE   |  OUTFLOW    STORAGE
--------------------      (cms)     (ha.m.)   |   (cms)     (ha.m.)
                          0.0000     0.0000   |   0.0610      0.0190

                                AREA     QPEAK     TPEAK       R.V.
                                (ha)     (cms)     (hrs)       (mm)
   INFLOW : ID= 2 (  0201)      0.495      0.159      5.92      59.17
   OUTFLOW: ID= 1 (  2011)      0.495      0.037      6.07      59.01

                  PEAK   FLOW   REDUCTION [Qout/Qin](%)= 23.50
                  TIME SHIFT OF PEAK FLOW         (min)=  9.00
                  MAXIMUM  STORAGE   USED       (ha.m.)=  0.0116

--------------------------------------------------------------------------------
--------------------
| CALIB            |
| STANDHYD (  0207)|   Area    (ha)=   0.15
|ID= 1 DT= 1.0 min |   Total Imp(%)=  70.00   Dir. Conn.(%)=  70.00
--------------------
                              IMPERVIOUS    PERVIOUS (i)
     Surface Area     (ha)=       0.10         0.04
     Dep. Storage     (mm)=       1.00         5.00
     Average Slope     (%)=       1.00         2.00
     Length            (m)=      31.30        40.00
     Mannings n           =      0.013        0.250

         NOTE:  RAINFALL WAS TRANSFORMED TO   1.0 MIN. TIME STEP.


                              ---- TRANSFORMED HYETOGRAPH ----
                TIME    RAIN |  TIME    RAIN |'  TIME    RAIN |  TIME    RAIN
                 hrs   mm/hr |   hrs   mm/hr |'   hrs   mm/hr |   hrs   mm/hr
               0.017    1.59 | 3.017    2.54 | 6.017   11.45 |  9.02    2.23
               0.033    1.59 | 3.033    2.55 | 6.033   11.45 |  9.03    2.23
               0.050    1.59 | 3.050    2.55 | 6.050   11.45 |  9.05    2.23
               0.067    1.59 | 3.067    2.55 | 6.067   11.45 |  9.07    2.23
```

VO6 Model Output Post-development Condition

0.083	1.59	3.083	2.55	6.083	11.45	9.08	2.23
0.100	1.59	3.100	2.54	6.100	11.45	9.10	2.23
0.117	1.59	3.117	2.55	6.117	11.45	9.12	2.23
0.133	1.59	3.133	2.55	6.133	11.45	9.13	2.23
0.150	1.59	3.150	2.55	6.150	11.45	9.15	2.23
0.167	1.59	3.167	2.55	6.167	11.45	9.17	2.23
0.183	1.59	3.183	2.54	6.183	11.45	9.18	2.23
0.200	1.59	3.200	2.55	6.200	11.45	9.20	2.23
0.217	1.59	3.217	2.55	6.217	11.45	9.22	2.23
0.233	1.59	3.233	2.55	6.233	11.45	9.23	2.23
0.250	1.59	3.250	2.55	6.250	11.45	9.25	2.23
0.267	1.59	3.267	2.54	6.267	11.45	9.27	2.23
0.283	1.59	3.283	2.55	6.283	11.45	9.28	2.23
0.300	1.59	3.300	2.55	6.300	11.45	9.30	2.23
0.317	1.59	3.317	2.55	6.317	11.45	9.32	2.23
0.333	1.59	3.333	2.55	6.333	11.45	9.33	2.23
0.350	1.59	3.350	2.54	6.350	11.45	9.35	2.23
0.367	1.59	3.367	2.55	6.367	11.45	9.37	2.23
0.383	1.59	3.383	2.55	6.383	11.45	9.38	2.23
0.400	1.59	3.400	2.55	6.400	11.45	9.40	2.23
0.417	1.59	3.417	2.55	6.417	11.45	9.42	2.23
0.433	1.59	3.433	2.54	6.433	11.45	9.43	2.23
0.450	1.59	3.450	2.55	6.450	11.45	9.45	2.23
0.467	1.59	3.467	2.55	6.467	11.45	9.47	2.23
0.483	1.59	3.483	2.55	6.483	11.45	9.48	2.23
0.500	1.59	3.500	2.55	6.500	11.44	9.50	2.23
0.517	1.59	3.517	2.54	6.517	5.09	9.52	2.23
0.533	1.59	3.533	2.55	6.533	5.09	9.53	2.23
0.550	1.59	3.550	2.55	6.550	5.09	9.55	2.23
0.567	1.59	3.567	2.55	6.567	5.09	9.57	2.23
0.583	1.59	3.583	2.55	6.583	5.09	9.58	2.23
0.600	1.59	3.600	2.54	6.600	5.09	9.60	2.23
0.617	1.59	3.617	2.55	6.617	5.09	9.62	2.23
0.633	1.59	3.633	2.55	6.633	5.09	9.63	2.23
0.650	1.59	3.650	2.55	6.650	5.09	9.65	2.23
0.667	1.59	3.667	2.55	6.667	5.09	9.67	2.23
0.683	1.59	3.683	2.54	6.683	5.09	9.68	2.23
0.700	1.59	3.700	2.55	6.700	5.09	9.70	2.23
0.717	1.59	3.717	2.55	6.717	5.09	9.72	2.23
0.733	1.59	3.733	2.55	6.733	5.09	9.73	2.23
0.750	1.59	3.750	2.55	6.750	5.09	9.75	2.23
0.767	1.59	3.767	2.54	6.767	5.09	9.77	2.23
0.783	1.59	3.783	2.55	6.783	5.09	9.78	2.23
0.800	1.59	3.800	2.55	6.800	5.09	9.80	2.23
0.817	1.59	3.817	2.55	6.817	5.09	9.82	2.23
0.833	1.59	3.833	2.55	6.833	5.09	9.83	2.23
0.850	1.59	3.850	2.54	6.850	5.09	9.85	2.23

VO6 Model Output Post-development Condition

0.867	1.59	3.867	2.55	6.867	5.09	9.87	2.23
0.883	1.59	3.883	2.55	6.883	5.09	9.88	2.23
0.900	1.59	3.900	2.55	6.900	5.09	9.90	2.23
0.917	1.59	3.917	2.55	6.917	5.09	9.92	2.23
0.933	1.59	3.933	2.54	6.933	5.09	9.93	2.23
0.950	1.59	3.950	2.55	6.950	5.09	9.95	2.23
0.967	1.59	3.967	2.55	6.967	5.09	9.97	2.23
0.983	1.59	3.983	2.55	6.983	5.09	9.98	2.23
1.000	1.59	4.000	2.55	7.000	5.09	10.00	2.22
1.017	1.59	4.017	3.82	7.017	5.09	10.02	1.27
1.033	1.59	4.033	3.82	7.033	5.09	10.03	1.27
1.050	1.59	4.050	3.82	7.050	5.09	10.05	1.27
1.067	1.59	4.067	3.82	7.067	5.09	10.07	1.27
1.083	1.59	4.083	3.82	7.083	5.09	10.08	1.27
1.100	1.59	4.100	3.82	7.100	5.09	10.10	1.27
1.117	1.59	4.117	3.82	7.117	5.09	10.12	1.27
1.133	1.59	4.133	3.82	7.133	5.09	10.13	1.27
1.150	1.59	4.150	3.82	7.150	5.09	10.15	1.27
1.167	1.59	4.167	3.82	7.167	5.09	10.17	1.27
1.183	1.59	4.183	3.82	7.183	5.09	10.18	1.27
1.200	1.59	4.200	3.82	7.200	5.09	10.20	1.27
1.217	1.59	4.217	3.82	7.217	5.09	10.22	1.27
1.233	1.59	4.233	3.82	7.233	5.09	10.23	1.27
1.250	1.59	4.250	3.82	7.250	5.09	10.25	1.27
1.267	1.59	4.267	3.82	7.267	5.09	10.27	1.27
1.283	1.59	4.283	3.82	7.283	5.09	10.28	1.27
1.300	1.59	4.300	3.82	7.300	5.09	10.30	1.27
1.317	1.59	4.317	3.82	7.317	5.09	10.32	1.27
1.333	1.59	4.333	3.82	7.333	5.09	10.33	1.27
1.350	1.59	4.350	3.82	7.350	5.09	10.35	1.27
1.367	1.59	4.367	3.82	7.367	5.09	10.37	1.27
1.383	1.59	4.383	3.82	7.383	5.09	10.38	1.27
1.400	1.59	4.400	3.82	7.400	5.09	10.40	1.27
1.417	1.59	4.417	3.82	7.417	5.09	10.42	1.27
1.433	1.59	4.433	3.82	7.433	5.09	10.43	1.27
1.450	1.59	4.450	3.82	7.450	5.09	10.45	1.27
1.467	1.59	4.467	3.82	7.467	5.09	10.47	1.27
1.483	1.59	4.483	3.82	7.483	5.09	10.48	1.27
1.500	1.59	4.500	3.82	7.500	5.09	10.50	1.27
1.517	1.59	4.517	5.09	7.517	3.82	10.52	1.27
1.533	1.59	4.533	5.09	7.533	3.82	10.53	1.27
1.550	1.59	4.550	5.09	7.550	3.82	10.55	1.27
1.567	1.59	4.567	5.09	7.567	3.82	10.57	1.27
1.583	1.59	4.583	5.09	7.583	3.82	10.58	1.27
1.600	1.59	4.600	5.09	7.600	3.82	10.60	1.27
1.617	1.59	4.617	5.09	7.617	3.82	10.62	1.27
1.633	1.59	4.633	5.09	7.633	3.82	10.63	1.27

VO6 Model Output Post-development Condition

1.650	1.59	4.650	5.09	7.650	3.82	10.65	1.27
1.667	1.59	4.667	5.09	7.667	3.82	10.67	1.27
1.683	1.59	4.683	5.09	7.683	3.82	10.68	1.27
1.700	1.59	4.700	5.09	7.700	3.82	10.70	1.27
1.717	1.59	4.717	5.09	7.717	3.82	10.72	1.27
1.733	1.59	4.733	5.09	7.733	3.82	10.73	1.27
1.750	1.59	4.750	5.09	7.750	3.82	10.75	1.27
1.767	1.59	4.767	5.09	7.767	3.82	10.77	1.27
1.783	1.59	4.783	5.09	7.783	3.82	10.78	1.27
1.800	1.59	4.800	5.09	7.800	3.82	10.80	1.27
1.817	1.59	4.817	5.09	7.817	3.82	10.82	1.27
1.833	1.59	4.833	5.09	7.833	3.82	10.83	1.27
1.850	1.59	4.850	5.09	7.850	3.82	10.85	1.27
1.867	1.59	4.867	5.09	7.867	3.82	10.87	1.27
1.883	1.59	4.883	5.09	7.883	3.82	10.88	1.27
1.900	1.59	4.900	5.09	7.900	3.82	10.90	1.27
1.917	1.59	4.917	5.09	7.917	3.82	10.92	1.27
1.933	1.59	4.933	5.09	7.933	3.82	10.93	1.27
1.950	1.59	4.950	5.09	7.950	3.82	10.95	1.27
1.967	1.59	4.967	5.09	7.967	3.82	10.97	1.27
1.983	1.59	4.983	5.09	7.983	3.82	10.98	1.27
2.000	1.59	5.000	5.09	8.000	3.81	11.00	1.27
2.017	1.91	5.017	7.63	8.017	2.23	11.02	1.27
2.033	1.91	5.033	7.63	8.033	2.23	11.03	1.27
2.050	1.91	5.050	7.63	8.050	2.23	11.05	1.27
2.067	1.91	5.067	7.63	8.067	2.23	11.07	1.27
2.083	1.91	5.083	7.63	8.083	2.23	11.08	1.27
2.100	1.91	5.100	7.63	8.100	2.23	11.10	1.27
2.117	1.91	5.117	7.63	8.117	2.23	11.12	1.27
2.133	1.91	5.133	7.63	8.133	2.23	11.13	1.27
2.150	1.91	5.150	7.63	8.150	2.23	11.15	1.27
2.167	1.91	5.167	7.63	8.167	2.23	11.17	1.27
2.183	1.91	5.183	7.63	8.183	2.23	11.18	1.27
2.200	1.91	5.200	7.63	8.200	2.23	11.20	1.27
2.217	1.91	5.217	7.63	8.217	2.23	11.22	1.27
2.233	1.91	5.233	7.63	8.233	2.23	11.23	1.27
2.250	1.91	5.250	7.63	8.250	2.23	11.25	1.27
2.267	1.91	5.267	7.63	8.267	2.23	11.27	1.27
2.283	1.91	5.283	7.63	8.283	2.23	11.28	1.27
2.300	1.91	5.300	7.63	8.300	2.23	11.30	1.27
2.317	1.91	5.317	7.63	8.317	2.23	11.32	1.27
2.333	1.91	5.333	7.63	8.333	2.23	11.33	1.27
2.350	1.91	5.350	7.63	8.350	2.23	11.35	1.27
2.367	1.91	5.367	7.63	8.367	2.23	11.37	1.27
2.383	1.91	5.383	7.63	8.383	2.23	11.38	1.27
2.400	1.91	5.400	7.63	8.400	2.23	11.40	1.27
2.417	1.91	5.417	7.63	8.417	2.23	11.42	1.27

VO6 Model Output Post-development Condition

2.433	1.91	5.433	7.63	8.433	2.23	11.43	1.27
2.450	1.91	5.450	7.63	8.450	2.23	11.45	1.27
2.467	1.91	5.467	7.63	8.467	2.23	11.47	1.27
2.483	1.91	5.483	7.63	8.483	2.23	11.48	1.27
2.500	1.91	5.500	7.66	8.500	2.23	11.50	1.27
2.517	1.91	5.517	30.53	8.517	2.23	11.52	1.27
2.533	1.91	5.533	30.53	8.533	2.23	11.53	1.27
2.550	1.91	5.550	30.53	8.550	2.23	11.55	1.27
2.567	1.91	5.567	30.53	8.567	2.23	11.57	1.27
2.583	1.91	5.583	30.53	8.583	2.23	11.58	1.27
2.600	1.91	5.600	30.53	8.600	2.23	11.60	1.27
2.617	1.91	5.617	30.53	8.617	2.23	11.62	1.27
2.633	1.91	5.633	30.53	8.633	2.23	11.63	1.27
2.650	1.91	5.650	30.53	8.650	2.23	11.65	1.27
2.667	1.91	5.667	30.53	8.667	2.23	11.67	1.27
2.683	1.91	5.683	30.53	8.683	2.23	11.68	1.27
2.700	1.91	5.700	30.53	8.700	2.23	11.70	1.27
2.717	1.91	5.717	30.53	8.717	2.23	11.72	1.27
2.733	1.91	5.733	30.53	8.733	2.23	11.73	1.27
2.750	1.91	5.750	30.59	8.750	2.23	11.75	1.27
2.767	1.91	5.767	72.72	8.767	2.23	11.77	1.27
2.783	1.91	5.783	72.72	8.783	2.23	11.78	1.27
2.800	1.91	5.800	72.72	8.800	2.23	11.80	1.27
2.817	1.91	5.817	72.72	8.817	2.23	11.82	1.27
2.833	1.91	5.833	72.79	8.833	2.23	11.83	1.27
2.850	1.91	5.850	126.61	8.850	2.23	11.85	1.27
2.867	1.91	5.867	126.61	8.867	2.23	11.87	1.27
2.883	1.91	5.883	126.61	8.883	2.23	11.88	1.27
2.900	1.91	5.900	126.61	8.900	2.23	11.90	1.27
2.917	1.91	5.917	126.52	8.917	2.23	11.92	1.27
2.933	1.91	5.933	52.58	8.933	2.23	11.93	1.27
2.950	1.91	5.950	52.58	8.950	2.23	11.95	1.27
2.967	1.91	5.967	52.58	8.967	2.23	11.97	1.27
2.983	1.91	5.983	52.58	8.983	2.23	11.98	1.27
3.000	1.91	6.000	52.52	9.000	2.23	12.00	1.27

Max.Eff.Inten.(mm/hr)=	126.59	64.90	
over (min)	5.00	6.00	
Storage Coeff. (min)=	1.16 (ii)	5.73 (ii)	
Unit Hyd. Tpeak (min)=	5.00	6.00	
Unit Hyd. peak (cms)=	0.46	0.19	
			TOTALS
PEAK FLOW (cms)=	0.03	0.01	0.040 (iii)
TIME TO PEAK (hrs)=	5.93	5.98	5.93
RUNOFF VOLUME (mm)=	63.25	36.11	55.09
TOTAL RAINFALL (mm)=	64.25	64.25	64.25
RUNOFF COEFFICIENT =	0.98	0.56	0.86

```
       (i) CN PROCEDURE SELECTED FOR PERVIOUS LOSSES:
            CN*  =  87.0    Ia = Dep. Storage  (Above)
      (ii) TIME STEP (DT) SHOULD BE SMALLER OR EQUAL
           THAN THE STORAGE COEFFICIENT.
     (iii) PEAK FLOW DOES NOT INCLUDE BASEFLOW IF ANY.

--------------------------------------------------------------------------------
--------------------
| CALIB            |
| STANDHYD (  0202)|   Area    (ha)=   0.31
|ID= 1 DT= 1.0 min |   Total Imp(%)=  85.00   Dir. Conn.(%)=  85.00
--------------------
                              IMPERVIOUS    PERVIOUS (i)
     Surface Area     (ha)=       0.26         0.05
     Dep. Storage     (mm)=       1.00         5.00
     Average Slope     (%)=       1.00         2.00
     Length            (m)=      45.09        40.00
     Mannings n           =      0.013        0.250

         NOTE:  RAINFALL WAS TRANSFORMED TO   1.0 MIN. TIME STEP.


                          ---- TRANSFORMED HYETOGRAPH ----
                TIME    RAIN |  TIME    RAIN |'  TIME    RAIN |  TIME    RAIN
                 hrs   mm/hr |   hrs   mm/hr |'   hrs   mm/hr |   hrs   mm/hr
               0.017    1.59 | 3.017    2.54 | 6.017   11.45 |  9.02    2.23
               0.033    1.59 | 3.033    2.55 | 6.033   11.45 |  9.03    2.23
               0.050    1.59 | 3.050    2.55 | 6.050   11.45 |  9.05    2.23
               0.067    1.59 | 3.067    2.55 | 6.067   11.45 |  9.07    2.23
               0.083    1.59 | 3.083    2.55 | 6.083   11.45 |  9.08    2.23
               0.100    1.59 | 3.100    2.54 | 6.100   11.45 |  9.10    2.23
               0.117    1.59 | 3.117    2.55 | 6.117   11.45 |  9.12    2.23
               0.133    1.59 | 3.133    2.55 | 6.133   11.45 |  9.13    2.23
               0.150    1.59 | 3.150    2.55 | 6.150   11.45 |  9.15    2.23
               0.167    1.59 | 3.167    2.55 | 6.167   11.45 |  9.17    2.23
               0.183    1.59 | 3.183    2.54 | 6.183   11.45 |  9.18    2.23
               0.200    1.59 | 3.200    2.55 | 6.200   11.45 |  9.20    2.23
               0.217    1.59 | 3.217    2.55 | 6.217   11.45 |  9.22    2.23
               0.233    1.59 | 3.233    2.55 | 6.233   11.45 |  9.23    2.23
               0.250    1.59 | 3.250    2.55 | 6.250   11.45 |  9.25    2.23
               0.267    1.59 | 3.267    2.54 | 6.267   11.45 |  9.27    2.23
               0.283    1.59 | 3.283    2.55 | 6.283   11.45 |  9.28    2.23
               0.300    1.59 | 3.300    2.55 | 6.300   11.45 |  9.30    2.23
               0.317    1.59 | 3.317    2.55 | 6.317   11.45 |  9.32    2.23
               0.333    1.59 | 3.333    2.55 | 6.333   11.45 |  9.33    2.23
```

VO6 Model Output Post-development Condition

0.350	1.59	3.350	2.54	6.350	11.45	9.35	2.23
0.367	1.59	3.367	2.55	6.367	11.45	9.37	2.23
0.383	1.59	3.383	2.55	6.383	11.45	9.38	2.23
0.400	1.59	3.400	2.55	6.400	11.45	9.40	2.23
0.417	1.59	3.417	2.55	6.417	11.45	9.42	2.23
0.433	1.59	3.433	2.54	6.433	11.45	9.43	2.23
0.450	1.59	3.450	2.55	6.450	11.45	9.45	2.23
0.467	1.59	3.467	2.55	6.467	11.45	9.47	2.23
0.483	1.59	3.483	2.55	6.483	11.45	9.48	2.23
0.500	1.59	3.500	2.55	6.500	11.44	9.50	2.23
0.517	1.59	3.517	2.54	6.517	5.09	9.52	2.23
0.533	1.59	3.533	2.55	6.533	5.09	9.53	2.23
0.550	1.59	3.550	2.55	6.550	5.09	9.55	2.23
0.567	1.59	3.567	2.55	6.567	5.09	9.57	2.23
0.583	1.59	3.583	2.55	6.583	5.09	9.58	2.23
0.600	1.59	3.600	2.54	6.600	5.09	9.60	2.23
0.617	1.59	3.617	2.55	6.617	5.09	9.62	2.23
0.633	1.59	3.633	2.55	6.633	5.09	9.63	2.23
0.650	1.59	3.650	2.55	6.650	5.09	9.65	2.23
0.667	1.59	3.667	2.55	6.667	5.09	9.67	2.23
0.683	1.59	3.683	2.54	6.683	5.09	9.68	2.23
0.700	1.59	3.700	2.55	6.700	5.09	9.70	2.23
0.717	1.59	3.717	2.55	6.717	5.09	9.72	2.23
0.733	1.59	3.733	2.55	6.733	5.09	9.73	2.23
0.750	1.59	3.750	2.55	6.750	5.09	9.75	2.23
0.767	1.59	3.767	2.54	6.767	5.09	9.77	2.23
0.783	1.59	3.783	2.55	6.783	5.09	9.78	2.23
0.800	1.59	3.800	2.55	6.800	5.09	9.80	2.23
0.817	1.59	3.817	2.55	6.817	5.09	9.82	2.23
0.833	1.59	3.833	2.55	6.833	5.09	9.83	2.23
0.850	1.59	3.850	2.54	6.850	5.09	9.85	2.23
0.867	1.59	3.867	2.55	6.867	5.09	9.87	2.23
0.883	1.59	3.883	2.55	6.883	5.09	9.88	2.23
0.900	1.59	3.900	2.55	6.900	5.09	9.90	2.23
0.917	1.59	3.917	2.55	6.917	5.09	9.92	2.23
0.933	1.59	3.933	2.54	6.933	5.09	9.93	2.23
0.950	1.59	3.950	2.55	6.950	5.09	9.95	2.23
0.967	1.59	3.967	2.55	6.967	5.09	9.97	2.23
0.983	1.59	3.983	2.55	6.983	5.09	9.98	2.23
1.000	1.59	4.000	2.55	7.000	5.09	10.00	2.22
1.017	1.59	4.017	3.82	7.017	5.09	10.02	1.27
1.033	1.59	4.033	3.82	7.033	5.09	10.03	1.27
1.050	1.59	4.050	3.82	7.050	5.09	10.05	1.27
1.067	1.59	4.067	3.82	7.067	5.09	10.07	1.27
1.083	1.59	4.083	3.82	7.083	5.09	10.08	1.27
1.100	1.59	4.100	3.82	7.100	5.09	10.10	1.27
1.117	1.59	4.117	3.82	7.117	5.09	10.12	1.27

VO6 Model Output Post-development Condition

1.133	1.59	4.133	3.82	7.133	5.09	10.13	1.27
1.150	1.59	4.150	3.82	7.150	5.09	10.15	1.27
1.167	1.59	4.167	3.82	7.167	5.09	10.17	1.27
1.183	1.59	4.183	3.82	7.183	5.09	10.18	1.27
1.200	1.59	4.200	3.82	7.200	5.09	10.20	1.27
1.217	1.59	4.217	3.82	7.217	5.09	10.22	1.27
1.233	1.59	4.233	3.82	7.233	5.09	10.23	1.27
1.250	1.59	4.250	3.82	7.250	5.09	10.25	1.27
1.267	1.59	4.267	3.82	7.267	5.09	10.27	1.27
1.283	1.59	4.283	3.82	7.283	5.09	10.28	1.27
1.300	1.59	4.300	3.82	7.300	5.09	10.30	1.27
1.317	1.59	4.317	3.82	7.317	5.09	10.32	1.27
1.333	1.59	4.333	3.82	7.333	5.09	10.33	1.27
1.350	1.59	4.350	3.82	7.350	5.09	10.35	1.27
1.367	1.59	4.367	3.82	7.367	5.09	10.37	1.27
1.383	1.59	4.383	3.82	7.383	5.09	10.38	1.27
1.400	1.59	4.400	3.82	7.400	5.09	10.40	1.27
1.417	1.59	4.417	3.82	7.417	5.09	10.42	1.27
1.433	1.59	4.433	3.82	7.433	5.09	10.43	1.27
1.450	1.59	4.450	3.82	7.450	5.09	10.45	1.27
1.467	1.59	4.467	3.82	7.467	5.09	10.47	1.27
1.483	1.59	4.483	3.82	7.483	5.09	10.48	1.27
1.500	1.59	4.500	3.82	7.500	5.09	10.50	1.27
1.517	1.59	4.517	5.09	7.517	3.82	10.52	1.27
1.533	1.59	4.533	5.09	7.533	3.82	10.53	1.27
1.550	1.59	4.550	5.09	7.550	3.82	10.55	1.27
1.567	1.59	4.567	5.09	7.567	3.82	10.57	1.27
1.583	1.59	4.583	5.09	7.583	3.82	10.58	1.27
1.600	1.59	4.600	5.09	7.600	3.82	10.60	1.27
1.617	1.59	4.617	5.09	7.617	3.82	10.62	1.27
1.633	1.59	4.633	5.09	7.633	3.82	10.63	1.27
1.650	1.59	4.650	5.09	7.650	3.82	10.65	1.27
1.667	1.59	4.667	5.09	7.667	3.82	10.67	1.27
1.683	1.59	4.683	5.09	7.683	3.82	10.68	1.27
1.700	1.59	4.700	5.09	7.700	3.82	10.70	1.27
1.717	1.59	4.717	5.09	7.717	3.82	10.72	1.27
1.733	1.59	4.733	5.09	7.733	3.82	10.73	1.27
1.750	1.59	4.750	5.09	7.750	3.82	10.75	1.27
1.767	1.59	4.767	5.09	7.767	3.82	10.77	1.27
1.783	1.59	4.783	5.09	7.783	3.82	10.78	1.27
1.800	1.59	4.800	5.09	7.800	3.82	10.80	1.27
1.817	1.59	4.817	5.09	7.817	3.82	10.82	1.27
1.833	1.59	4.833	5.09	7.833	3.82	10.83	1.27
1.850	1.59	4.850	5.09	7.850	3.82	10.85	1.27
1.867	1.59	4.867	5.09	7.867	3.82	10.87	1.27
1.883	1.59	4.883	5.09	7.883	3.82	10.88	1.27
1.900	1.59	4.900	5.09	7.900	3.82	10.90	1.27

VO6 Model Output Post-development Condition

1.917	1.59	4.917	5.09	7.917	3.82	10.92	1.27
1.933	1.59	4.933	5.09	7.933	3.82	10.93	1.27
1.950	1.59	4.950	5.09	7.950	3.82	10.95	1.27
1.967	1.59	4.967	5.09	7.967	3.82	10.97	1.27
1.983	1.59	4.983	5.09	7.983	3.82	10.98	1.27
2.000	1.59	5.000	5.09	8.000	3.81	11.00	1.27
2.017	1.91	5.017	7.63	8.017	2.23	11.02	1.27
2.033	1.91	5.033	7.63	8.033	2.23	11.03	1.27
2.050	1.91	5.050	7.63	8.050	2.23	11.05	1.27
2.067	1.91	5.067	7.63	8.067	2.23	11.07	1.27
2.083	1.91	5.083	7.63	8.083	2.23	11.08	1.27
2.100	1.91	5.100	7.63	8.100	2.23	11.10	1.27
2.117	1.91	5.117	7.63	8.117	2.23	11.12	1.27
2.133	1.91	5.133	7.63	8.133	2.23	11.13	1.27
2.150	1.91	5.150	7.63	8.150	2.23	11.15	1.27
2.167	1.91	5.167	7.63	8.167	2.23	11.17	1.27
2.183	1.91	5.183	7.63	8.183	2.23	11.18	1.27
2.200	1.91	5.200	7.63	8.200	2.23	11.20	1.27
2.217	1.91	5.217	7.63	8.217	2.23	11.22	1.27
2.233	1.91	5.233	7.63	8.233	2.23	11.23	1.27
2.250	1.91	5.250	7.63	8.250	2.23	11.25	1.27
2.267	1.91	5.267	7.63	8.267	2.23	11.27	1.27
2.283	1.91	5.283	7.63	8.283	2.23	11.28	1.27
2.300	1.91	5.300	7.63	8.300	2.23	11.30	1.27
2.317	1.91	5.317	7.63	8.317	2.23	11.32	1.27
2.333	1.91	5.333	7.63	8.333	2.23	11.33	1.27
2.350	1.91	5.350	7.63	8.350	2.23	11.35	1.27
2.367	1.91	5.367	7.63	8.367	2.23	11.37	1.27
2.383	1.91	5.383	7.63	8.383	2.23	11.38	1.27
2.400	1.91	5.400	7.63	8.400	2.23	11.40	1.27
2.417	1.91	5.417	7.63	8.417	2.23	11.42	1.27
2.433	1.91	5.433	7.63	8.433	2.23	11.43	1.27
2.450	1.91	5.450	7.63	8.450	2.23	11.45	1.27
2.467	1.91	5.467	7.63	8.467	2.23	11.47	1.27
2.483	1.91	5.483	7.63	8.483	2.23	11.48	1.27
2.500	1.91	5.500	7.66	8.500	2.23	11.50	1.27
2.517	1.91	5.517	30.53	8.517	2.23	11.52	1.27
2.533	1.91	5.533	30.53	8.533	2.23	11.53	1.27
2.550	1.91	5.550	30.53	8.550	2.23	11.55	1.27
2.567	1.91	5.567	30.53	8.567	2.23	11.57	1.27
2.583	1.91	5.583	30.53	8.583	2.23	11.58	1.27
2.600	1.91	5.600	30.53	8.600	2.23	11.60	1.27
2.617	1.91	5.617	30.53	8.617	2.23	11.62	1.27
2.633	1.91	5.633	30.53	8.633	2.23	11.63	1.27
2.650	1.91	5.650	30.53	8.650	2.23	11.65	1.27
2.667	1.91	5.667	30.53	8.667	2.23	11.67	1.27
2.683	1.91	5.683	30.53	8.683	2.23	11.68	1.27

VO6 Model Output Post-development Condition

2.700	1.91	5.700	30.53	8.700	2.23	11.70	1.27
2.717	1.91	5.717	30.53	8.717	2.23	11.72	1.27
2.733	1.91	5.733	30.53	8.733	2.23	11.73	1.27
2.750	1.91	5.750	30.59	8.750	2.23	11.75	1.27
2.767	1.91	5.767	72.72	8.767	2.23	11.77	1.27
2.783	1.91	5.783	72.72	8.783	2.23	11.78	1.27
2.800	1.91	5.800	72.72	8.800	2.23	11.80	1.27
2.817	1.91	5.817	72.72	8.817	2.23	11.82	1.27
2.833	1.91	5.833	72.79	8.833	2.23	11.83	1.27
2.850	1.91	5.850	126.61	8.850	2.23	11.85	1.27
2.867	1.91	5.867	126.61	8.867	2.23	11.87	1.27
2.883	1.91	5.883	126.61	8.883	2.23	11.88	1.27
2.900	1.91	5.900	126.61	8.900	2.23	11.90	1.27
2.917	1.91	5.917	126.52	8.917	2.23	11.92	1.27
2.933	1.91	5.933	52.58	8.933	2.23	11.93	1.27
2.950	1.91	5.950	52.58	8.950	2.23	11.95	1.27
2.967	1.91	5.967	52.58	8.967	2.23	11.97	1.27
2.983	1.91	5.983	52.58	8.983	2.23	11.98	1.27
3.000	1.91	6.000	52.52	9.000	2.23	12.00	1.27

Max.Eff.Inten.(mm/hr)=	126.59	64.90	
over (min)	5.00	5.00	
Storage Coeff. (min)=	1.44 (ii)	4.65 (ii)	
Unit Hyd. Tpeak (min)=	5.00	5.00	
Unit Hyd. peak (cms)=	0.42	0.24	
			TOTALS
PEAK FLOW (cms)=	0.08	0.01	0.091 (iii)
TIME TO PEAK (hrs)=	5.93	5.97	5.93
RUNOFF VOLUME (mm)=	63.24	36.11	59.17
TOTAL RAINFALL (mm)=	64.25	64.25	64.25
RUNOFF COEFFICIENT =	0.98	0.56	0.92

(i) CN PROCEDURE SELECTED FOR PERVIOUS LOSSES:
CN* = 87.0 Ia = Dep. Storage (Above)
(ii) TIME STEP (DT) SHOULD BE SMALLER OR EQUAL
THAN THE STORAGE COEFFICIENT.
(iii) PEAK FLOW DOES NOT INCLUDE BASEFLOW IF ANY.

```
--------------------------------------------------------------------------------
--------------------
| RESERVOIR(  2021)|     OVERFLOW IS OFF
| IN= 2---> OUT= 1 |
| DT=  1.0 min     |     OUTFLOW    STORAGE   |  OUTFLOW    STORAGE
--------------------      (cms)     (ha.m.)   |   (cms)     (ha.m.)
                          0.0000     0.0000   |   0.0370      0.0120
```

VO6 Model Output Post-development Condition

	AREA (ha)	QPEAK (cms)	TPEAK (hrs)	R.V. (mm)
INFLOW : ID= 2 (0202)	0.305	0.091	5.93	59.17
OUTFLOW: ID= 1 (2021)	0.305	0.022	6.08	58.91

PEAK FLOW REDUCTION [Qout/Qin](%)= 24.49
TIME SHIFT OF PEAK FLOW (min)= 9.00
MAXIMUM STORAGE USED (ha.m.)= 0.0072

```
--------------------
| ADD HYD  (  1090)|
|   1 +  2 =  3    |
--------------------
```

	AREA (ha)	QPEAK (cms)	TPEAK (hrs)	R.V. (mm)
ID1= 1 (2011):	0.50	0.037	6.07	59.01
+ ID2= 2 (2021):	0.31	0.022	6.08	58.91
ID = 3 (1090):	0.80	0.060	6.07	58.97

NOTE: PEAK FLOWS DO NOT INCLUDE BASEFLOWS IF ANY.

```
--------------------
| ADD HYD  (  1090)|
|   3 +  2 =  1    |
--------------------
```

	AREA (ha)	QPEAK (cms)	TPEAK (hrs)	R.V. (mm)
ID1= 3 (1090):	0.80	0.060	6.07	58.97
+ ID2= 2 (0205):	0.20	0.053	5.93	55.09
ID = 1 (1090):	1.00	0.102	5.95	58.21

NOTE: PEAK FLOWS DO NOT INCLUDE BASEFLOWS IF ANY.

```
--------------------
| ADD HYD  (  1090)|
|   1 +  2 =  3    |
--------------------
```

	AREA (ha)	QPEAK (cms)	TPEAK (hrs)	R.V. (mm)
ID1= 1 (1090):	1.00	0.102	5.95	58.21
+ ID2= 2 (0207):	0.15	0.040	5.93	55.09
ID = 3 (1090):	1.14	0.141	5.95	57.81

NOTE: PEAK FLOWS DO NOT INCLUDE BASEFLOWS IF ANY.

VO6 Model Output Post-development Condition

```
--------------------
| ADD HYD  (  1090)|
|   3 +  2 =  1    |          AREA    QPEAK    TPEAK     R.V.
--------------------          (ha)    (cms)    (hrs)     (mm)
        ID1= 3 (  1090):      1.14   0.141     5.95    57.81
      + ID2= 2 (  2142):      0.07   0.015     5.85    61.34
        ====================================================
        ID = 1 (  1090):      1.22   0.156     5.95    58.02

     NOTE:  PEAK FLOWS DO NOT INCLUDE BASEFLOWS IF ANY.
--------------------------------------------------------------------------------
--------------------
| CALIB            |
| STANDHYD (  0208)|   Area    (ha)=   0.20
|ID= 1 DT= 1.0 min |   Total Imp(%)=  70.00   Dir. Conn.(%)=  70.00
--------------------
                              IMPERVIOUS    PERVIOUS (i)
     Surface Area     (ha)=       0.14         0.06
     Dep. Storage     (mm)=       1.00         5.00
     Average Slope     (%)=       1.00         2.00
     Length            (m)=      36.15        40.00
     Mannings n           =      0.013        0.250

         NOTE:  RAINFALL WAS TRANSFORMED TO   1.0 MIN. TIME STEP.


                          ---- TRANSFORMED HYETOGRAPH ----
              TIME    RAIN |  TIME    RAIN |'  TIME    RAIN |  TIME    RAIN
               hrs   mm/hr |   hrs   mm/hr |'   hrs   mm/hr |   hrs   mm/hr
             0.017    1.59 | 3.017    2.54 | 6.017   11.45 |  9.02    2.23
             0.033    1.59 | 3.033    2.55 | 6.033   11.45 |  9.03    2.23
             0.050    1.59 | 3.050    2.55 | 6.050   11.45 |  9.05    2.23
             0.067    1.59 | 3.067    2.55 | 6.067   11.45 |  9.07    2.23
             0.083    1.59 | 3.083    2.55 | 6.083   11.45 |  9.08    2.23
             0.100    1.59 | 3.100    2.54 | 6.100   11.45 |  9.10    2.23
             0.117    1.59 | 3.117    2.55 | 6.117   11.45 |  9.12    2.23
             0.133    1.59 | 3.133    2.55 | 6.133   11.45 |  9.13    2.23
             0.150    1.59 | 3.150    2.55 | 6.150   11.45 |  9.15    2.23
             0.167    1.59 | 3.167    2.55 | 6.167   11.45 |  9.17    2.23
             0.183    1.59 | 3.183    2.54 | 6.183   11.45 |  9.18    2.23
             0.200    1.59 | 3.200    2.55 | 6.200   11.45 |  9.20    2.23
             0.217    1.59 | 3.217    2.55 | 6.217   11.45 |  9.22    2.23
             0.233    1.59 | 3.233    2.55 | 6.233   11.45 |  9.23    2.23
             0.250    1.59 | 3.250    2.55 | 6.250   11.45 |  9.25    2.23
             0.267    1.59 | 3.267    2.54 | 6.267   11.45 |  9.27    2.23
             0.283    1.59 | 3.283    2.55 | 6.283   11.45 |  9.28    2.23
             0.300    1.59 | 3.300    2.55 | 6.300   11.45 |  9.30    2.23
```

VO6 Model Output Post-development Condition

0.317	1.59	3.317	2.55	6.317	11.45	9.32	2.23
0.333	1.59	3.333	2.55	6.333	11.45	9.33	2.23
0.350	1.59	3.350	2.54	6.350	11.45	9.35	2.23
0.367	1.59	3.367	2.55	6.367	11.45	9.37	2.23
0.383	1.59	3.383	2.55	6.383	11.45	9.38	2.23
0.400	1.59	3.400	2.55	6.400	11.45	9.40	2.23
0.417	1.59	3.417	2.55	6.417	11.45	9.42	2.23
0.433	1.59	3.433	2.54	6.433	11.45	9.43	2.23
0.450	1.59	3.450	2.55	6.450	11.45	9.45	2.23
0.467	1.59	3.467	2.55	6.467	11.45	9.47	2.23
0.483	1.59	3.483	2.55	6.483	11.45	9.48	2.23
0.500	1.59	3.500	2.55	6.500	11.44	9.50	2.23
0.517	1.59	3.517	2.54	6.517	5.09	9.52	2.23
0.533	1.59	3.533	2.55	6.533	5.09	9.53	2.23
0.550	1.59	3.550	2.55	6.550	5.09	9.55	2.23
0.567	1.59	3.567	2.55	6.567	5.09	9.57	2.23
0.583	1.59	3.583	2.55	6.583	5.09	9.58	2.23
0.600	1.59	3.600	2.54	6.600	5.09	9.60	2.23
0.617	1.59	3.617	2.55	6.617	5.09	9.62	2.23
0.633	1.59	3.633	2.55	6.633	5.09	9.63	2.23
0.650	1.59	3.650	2.55	6.650	5.09	9.65	2.23
0.667	1.59	3.667	2.55	6.667	5.09	9.67	2.23
0.683	1.59	3.683	2.54	6.683	5.09	9.68	2.23
0.700	1.59	3.700	2.55	6.700	5.09	9.70	2.23
0.717	1.59	3.717	2.55	6.717	5.09	9.72	2.23
0.733	1.59	3.733	2.55	6.733	5.09	9.73	2.23
0.750	1.59	3.750	2.55	6.750	5.09	9.75	2.23
0.767	1.59	3.767	2.54	6.767	5.09	9.77	2.23
0.783	1.59	3.783	2.55	6.783	5.09	9.78	2.23
0.800	1.59	3.800	2.55	6.800	5.09	9.80	2.23
0.817	1.59	3.817	2.55	6.817	5.09	9.82	2.23
0.833	1.59	3.833	2.55	6.833	5.09	9.83	2.23
0.850	1.59	3.850	2.54	6.850	5.09	9.85	2.23
0.867	1.59	3.867	2.55	6.867	5.09	9.87	2.23
0.883	1.59	3.883	2.55	6.883	5.09	9.88	2.23
0.900	1.59	3.900	2.55	6.900	5.09	9.90	2.23
0.917	1.59	3.917	2.55	6.917	5.09	9.92	2.23
0.933	1.59	3.933	2.54	6.933	5.09	9.93	2.23
0.950	1.59	3.950	2.55	6.950	5.09	9.95	2.23
0.967	1.59	3.967	2.55	6.967	5.09	9.97	2.23
0.983	1.59	3.983	2.55	6.983	5.09	9.98	2.23
1.000	1.59	4.000	2.55	7.000	5.09	10.00	2.22
1.017	1.59	4.017	3.82	7.017	5.09	10.02	1.27
1.033	1.59	4.033	3.82	7.033	5.09	10.03	1.27
1.050	1.59	4.050	3.82	7.050	5.09	10.05	1.27
1.067	1.59	4.067	3.82	7.067	5.09	10.07	1.27
1.083	1.59	4.083	3.82	7.083	5.09	10.08	1.27

VO6 Model Output Post-development Condition

1.100	1.59	4.100	3.82	7.100	5.09	10.10	1.27
1.117	1.59	4.117	3.82	7.117	5.09	10.12	1.27
1.133	1.59	4.133	3.82	7.133	5.09	10.13	1.27
1.150	1.59	4.150	3.82	7.150	5.09	10.15	1.27
1.167	1.59	4.167	3.82	7.167	5.09	10.17	1.27
1.183	1.59	4.183	3.82	7.183	5.09	10.18	1.27
1.200	1.59	4.200	3.82	7.200	5.09	10.20	1.27
1.217	1.59	4.217	3.82	7.217	5.09	10.22	1.27
1.233	1.59	4.233	3.82	7.233	5.09	10.23	1.27
1.250	1.59	4.250	3.82	7.250	5.09	10.25	1.27
1.267	1.59	4.267	3.82	7.267	5.09	10.27	1.27
1.283	1.59	4.283	3.82	7.283	5.09	10.28	1.27
1.300	1.59	4.300	3.82	7.300	5.09	10.30	1.27
1.317	1.59	4.317	3.82	7.317	5.09	10.32	1.27
1.333	1.59	4.333	3.82	7.333	5.09	10.33	1.27
1.350	1.59	4.350	3.82	7.350	5.09	10.35	1.27
1.367	1.59	4.367	3.82	7.367	5.09	10.37	1.27
1.383	1.59	4.383	3.82	7.383	5.09	10.38	1.27
1.400	1.59	4.400	3.82	7.400	5.09	10.40	1.27
1.417	1.59	4.417	3.82	7.417	5.09	10.42	1.27
1.433	1.59	4.433	3.82	7.433	5.09	10.43	1.27
1.450	1.59	4.450	3.82	7.450	5.09	10.45	1.27
1.467	1.59	4.467	3.82	7.467	5.09	10.47	1.27
1.483	1.59	4.483	3.82	7.483	5.09	10.48	1.27
1.500	1.59	4.500	3.82	7.500	5.09	10.50	1.27
1.517	1.59	4.517	5.09	7.517	3.82	10.52	1.27
1.533	1.59	4.533	5.09	7.533	3.82	10.53	1.27
1.550	1.59	4.550	5.09	7.550	3.82	10.55	1.27
1.567	1.59	4.567	5.09	7.567	3.82	10.57	1.27
1.583	1.59	4.583	5.09	7.583	3.82	10.58	1.27
1.600	1.59	4.600	5.09	7.600	3.82	10.60	1.27
1.617	1.59	4.617	5.09	7.617	3.82	10.62	1.27
1.633	1.59	4.633	5.09	7.633	3.82	10.63	1.27
1.650	1.59	4.650	5.09	7.650	3.82	10.65	1.27
1.667	1.59	4.667	5.09	7.667	3.82	10.67	1.27
1.683	1.59	4.683	5.09	7.683	3.82	10.68	1.27
1.700	1.59	4.700	5.09	7.700	3.82	10.70	1.27
1.717	1.59	4.717	5.09	7.717	3.82	10.72	1.27
1.733	1.59	4.733	5.09	7.733	3.82	10.73	1.27
1.750	1.59	4.750	5.09	7.750	3.82	10.75	1.27
1.767	1.59	4.767	5.09	7.767	3.82	10.77	1.27
1.783	1.59	4.783	5.09	7.783	3.82	10.78	1.27
1.800	1.59	4.800	5.09	7.800	3.82	10.80	1.27
1.817	1.59	4.817	5.09	7.817	3.82	10.82	1.27
1.833	1.59	4.833	5.09	7.833	3.82	10.83	1.27
1.850	1.59	4.850	5.09	7.850	3.82	10.85	1.27
1.867	1.59	4.867	5.09	7.867	3.82	10.87	1.27

VO6 Model Output Post-development Condition

1.883	1.59	4.883	5.09	7.883	3.82	10.88	1.27
1.900	1.59	4.900	5.09	7.900	3.82	10.90	1.27
1.917	1.59	4.917	5.09	7.917	3.82	10.92	1.27
1.933	1.59	4.933	5.09	7.933	3.82	10.93	1.27
1.950	1.59	4.950	5.09	7.950	3.82	10.95	1.27
1.967	1.59	4.967	5.09	7.967	3.82	10.97	1.27
1.983	1.59	4.983	5.09	7.983	3.82	10.98	1.27
2.000	1.59	5.000	5.09	8.000	3.81	11.00	1.27
2.017	1.91	5.017	7.63	8.017	2.23	11.02	1.27
2.033	1.91	5.033	7.63	8.033	2.23	11.03	1.27
2.050	1.91	5.050	7.63	8.050	2.23	11.05	1.27
2.067	1.91	5.067	7.63	8.067	2.23	11.07	1.27
2.083	1.91	5.083	7.63	8.083	2.23	11.08	1.27
2.100	1.91	5.100	7.63	8.100	2.23	11.10	1.27
2.117	1.91	5.117	7.63	8.117	2.23	11.12	1.27
2.133	1.91	5.133	7.63	8.133	2.23	11.13	1.27
2.150	1.91	5.150	7.63	8.150	2.23	11.15	1.27
2.167	1.91	5.167	7.63	8.167	2.23	11.17	1.27
2.183	1.91	5.183	7.63	8.183	2.23	11.18	1.27
2.200	1.91	5.200	7.63	8.200	2.23	11.20	1.27
2.217	1.91	5.217	7.63	8.217	2.23	11.22	1.27
2.233	1.91	5.233	7.63	8.233	2.23	11.23	1.27
2.250	1.91	5.250	7.63	8.250	2.23	11.25	1.27
2.267	1.91	5.267	7.63	8.267	2.23	11.27	1.27
2.283	1.91	5.283	7.63	8.283	2.23	11.28	1.27
2.300	1.91	5.300	7.63	8.300	2.23	11.30	1.27
2.317	1.91	5.317	7.63	8.317	2.23	11.32	1.27
2.333	1.91	5.333	7.63	8.333	2.23	11.33	1.27
2.350	1.91	5.350	7.63	8.350	2.23	11.35	1.27
2.367	1.91	5.367	7.63	8.367	2.23	11.37	1.27
2.383	1.91	5.383	7.63	8.383	2.23	11.38	1.27
2.400	1.91	5.400	7.63	8.400	2.23	11.40	1.27
2.417	1.91	5.417	7.63	8.417	2.23	11.42	1.27
2.433	1.91	5.433	7.63	8.433	2.23	11.43	1.27
2.450	1.91	5.450	7.63	8.450	2.23	11.45	1.27
2.467	1.91	5.467	7.63	8.467	2.23	11.47	1.27
2.483	1.91	5.483	7.63	8.483	2.23	11.48	1.27
2.500	1.91	5.500	7.66	8.500	2.23	11.50	1.27
2.517	1.91	5.517	30.53	8.517	2.23	11.52	1.27
2.533	1.91	5.533	30.53	8.533	2.23	11.53	1.27
2.550	1.91	5.550	30.53	8.550	2.23	11.55	1.27
2.567	1.91	5.567	30.53	8.567	2.23	11.57	1.27
2.583	1.91	5.583	30.53	8.583	2.23	11.58	1.27
2.600	1.91	5.600	30.53	8.600	2.23	11.60	1.27
2.617	1.91	5.617	30.53	8.617	2.23	11.62	1.27
2.633	1.91	5.633	30.53	8.633	2.23	11.63	1.27
2.650	1.91	5.650	30.53	8.650	2.23	11.65	1.27

VO6 Model Output Post-development Condition

2.667	1.91	5.667	30.53	8.667	2.23	11.67	1.27
2.683	1.91	5.683	30.53	8.683	2.23	11.68	1.27
2.700	1.91	5.700	30.53	8.700	2.23	11.70	1.27
2.717	1.91	5.717	30.53	8.717	2.23	11.72	1.27
2.733	1.91	5.733	30.53	8.733	2.23	11.73	1.27
2.750	1.91	5.750	30.59	8.750	2.23	11.75	1.27
2.767	1.91	5.767	72.72	8.767	2.23	11.77	1.27
2.783	1.91	5.783	72.72	8.783	2.23	11.78	1.27
2.800	1.91	5.800	72.72	8.800	2.23	11.80	1.27
2.817	1.91	5.817	72.72	8.817	2.23	11.82	1.27
2.833	1.91	5.833	72.79	8.833	2.23	11.83	1.27
2.850	1.91	5.850	126.61	8.850	2.23	11.85	1.27
2.867	1.91	5.867	126.61	8.867	2.23	11.87	1.27
2.883	1.91	5.883	126.61	8.883	2.23	11.88	1.27
2.900	1.91	5.900	126.61	8.900	2.23	11.90	1.27
2.917	1.91	5.917	126.52	8.917	2.23	11.92	1.27
2.933	1.91	5.933	52.58	8.933	2.23	11.93	1.27
2.950	1.91	5.950	52.58	8.950	2.23	11.95	1.27
2.967	1.91	5.967	52.58	8.967	2.23	11.97	1.27
2.983	1.91	5.983	52.58	8.983	2.23	11.98	1.27
3.000	1.91	6.000	52.52	9.000	2.23	12.00	1.27

Max.Eff.Inten.(mm/hr)=	126.59	64.90	
over (min)	5.00	6.00	
Storage Coeff. (min)=	1.26 (ii)	5.84 (ii)	
Unit Hyd. Tpeak (min)=	5.00	6.00	
Unit Hyd. peak (cms)=	0.44	0.19	
			TOTALS
PEAK FLOW (cms)=	0.04	0.01	0.053 (iii)
TIME TO PEAK (hrs)=	5.93	5.98	5.93
RUNOFF VOLUME (mm)=	63.24	36.11	55.09
TOTAL RAINFALL (mm)=	64.25	64.25	64.25
RUNOFF COEFFICIENT =	0.98	0.56	0.86

(i) CN PROCEDURE SELECTED FOR PERVIOUS LOSSES:
CN* = 87.0 Ia = Dep. Storage (Above)
(ii) TIME STEP (DT) SHOULD BE SMALLER OR EQUAL
THAN THE STORAGE COEFFICIENT.
(iii) PEAK FLOW DOES NOT INCLUDE BASEFLOW IF ANY.

```
--------------------------------------------------------------------------------
--------------------
| CALIB            |
| STANDHYD (  0212)|   Area    (ha)=   0.25
|ID= 1 DT= 1.0 min |   Total Imp(%)=   5.00   Dir. Conn.(%)=   5.00
--------------------
```

VO6 Model Output Post-development Condition

		IMPERVIOUS	PERVIOUS (i)
Surface Area	(ha)=	0.01	0.24
Dep. Storage	(mm)=	1.00	5.00
Average Slope	(%)=	1.00	2.00
Length	(m)=	40.82	40.00
Mannings n	=	0.013	0.250

NOTE: RAINFALL WAS TRANSFORMED TO 1.0 MIN. TIME STEP.

---- TRANSFORMED HYETOGRAPH ----

TIME hrs	RAIN mm/hr	TIME hrs	RAIN mm/hr	TIME hrs	RAIN mm/hr	TIME hrs	RAIN mm/hr
0.017	1.59	3.017	2.54	6.017	11.45	9.02	2.23
0.033	1.59	3.033	2.55	6.033	11.45	9.03	2.23
0.050	1.59	3.050	2.55	6.050	11.45	9.05	2.23
0.067	1.59	3.067	2.55	6.067	11.45	9.07	2.23
0.083	1.59	3.083	2.55	6.083	11.45	9.08	2.23
0.100	1.59	3.100	2.54	6.100	11.45	9.10	2.23
0.117	1.59	3.117	2.55	6.117	11.45	9.12	2.23
0.133	1.59	3.133	2.55	6.133	11.45	9.13	2.23
0.150	1.59	3.150	2.55	6.150	11.45	9.15	2.23
0.167	1.59	3.167	2.55	6.167	11.45	9.17	2.23
0.183	1.59	3.183	2.54	6.183	11.45	9.18	2.23
0.200	1.59	3.200	2.55	6.200	11.45	9.20	2.23
0.217	1.59	3.217	2.55	6.217	11.45	9.22	2.23
0.233	1.59	3.233	2.55	6.233	11.45	9.23	2.23
0.250	1.59	3.250	2.55	6.250	11.45	9.25	2.23
0.267	1.59	3.267	2.54	6.267	11.45	9.27	2.23
0.283	1.59	3.283	2.55	6.283	11.45	9.28	2.23
0.300	1.59	3.300	2.55	6.300	11.45	9.30	2.23
0.317	1.59	3.317	2.55	6.317	11.45	9.32	2.23
0.333	1.59	3.333	2.55	6.333	11.45	9.33	2.23
0.350	1.59	3.350	2.54	6.350	11.45	9.35	2.23
0.367	1.59	3.367	2.55	6.367	11.45	9.37	2.23
0.383	1.59	3.383	2.55	6.383	11.45	9.38	2.23
0.400	1.59	3.400	2.55	6.400	11.45	9.40	2.23
0.417	1.59	3.417	2.55	6.417	11.45	9.42	2.23
0.433	1.59	3.433	2.54	6.433	11.45	9.43	2.23
0.450	1.59	3.450	2.55	6.450	11.45	9.45	2.23
0.467	1.59	3.467	2.55	6.467	11.45	9.47	2.23
0.483	1.59	3.483	2.55	6.483	11.45	9.48	2.23
0.500	1.59	3.500	2.55	6.500	11.44	9.50	2.23
0.517	1.59	3.517	2.54	6.517	5.09	9.52	2.23
0.533	1.59	3.533	2.55	6.533	5.09	9.53	2.23
0.550	1.59	3.550	2.55	6.550	5.09	9.55	2.23
0.567	1.59	3.567	2.55	6.567	5.09	9.57	2.23

VO6 Model Output Post-development Condition

0.583	1.59	3.583	2.55	6.583	5.09	9.58	2.23
0.600	1.59	3.600	2.54	6.600	5.09	9.60	2.23
0.617	1.59	3.617	2.55	6.617	5.09	9.62	2.23
0.633	1.59	3.633	2.55	6.633	5.09	9.63	2.23
0.650	1.59	3.650	2.55	6.650	5.09	9.65	2.23
0.667	1.59	3.667	2.55	6.667	5.09	9.67	2.23
0.683	1.59	3.683	2.54	6.683	5.09	9.68	2.23
0.700	1.59	3.700	2.55	6.700	5.09	9.70	2.23
0.717	1.59	3.717	2.55	6.717	5.09	9.72	2.23
0.733	1.59	3.733	2.55	6.733	5.09	9.73	2.23
0.750	1.59	3.750	2.55	6.750	5.09	9.75	2.23
0.767	1.59	3.767	2.54	6.767	5.09	9.77	2.23
0.783	1.59	3.783	2.55	6.783	5.09	9.78	2.23
0.800	1.59	3.800	2.55	6.800	5.09	9.80	2.23
0.817	1.59	3.817	2.55	6.817	5.09	9.82	2.23
0.833	1.59	3.833	2.55	6.833	5.09	9.83	2.23
0.850	1.59	3.850	2.54	6.850	5.09	9.85	2.23
0.867	1.59	3.867	2.55	6.867	5.09	9.87	2.23
0.883	1.59	3.883	2.55	6.883	5.09	9.88	2.23
0.900	1.59	3.900	2.55	6.900	5.09	9.90	2.23
0.917	1.59	3.917	2.55	6.917	5.09	9.92	2.23
0.933	1.59	3.933	2.54	6.933	5.09	9.93	2.23
0.950	1.59	3.950	2.55	6.950	5.09	9.95	2.23
0.967	1.59	3.967	2.55	6.967	5.09	9.97	2.23
0.983	1.59	3.983	2.55	6.983	5.09	9.98	2.23
1.000	1.59	4.000	2.55	7.000	5.09	10.00	2.22
1.017	1.59	4.017	3.82	7.017	5.09	10.02	1.27
1.033	1.59	4.033	3.82	7.033	5.09	10.03	1.27
1.050	1.59	4.050	3.82	7.050	5.09	10.05	1.27
1.067	1.59	4.067	3.82	7.067	5.09	10.07	1.27
1.083	1.59	4.083	3.82	7.083	5.09	10.08	1.27
1.100	1.59	4.100	3.82	7.100	5.09	10.10	1.27
1.117	1.59	4.117	3.82	7.117	5.09	10.12	1.27
1.133	1.59	4.133	3.82	7.133	5.09	10.13	1.27
1.150	1.59	4.150	3.82	7.150	5.09	10.15	1.27
1.167	1.59	4.167	3.82	7.167	5.09	10.17	1.27
1.183	1.59	4.183	3.82	7.183	5.09	10.18	1.27
1.200	1.59	4.200	3.82	7.200	5.09	10.20	1.27
1.217	1.59	4.217	3.82	7.217	5.09	10.22	1.27
1.233	1.59	4.233	3.82	7.233	5.09	10.23	1.27
1.250	1.59	4.250	3.82	7.250	5.09	10.25	1.27
1.267	1.59	4.267	3.82	7.267	5.09	10.27	1.27
1.283	1.59	4.283	3.82	7.283	5.09	10.28	1.27
1.300	1.59	4.300	3.82	7.300	5.09	10.30	1.27
1.317	1.59	4.317	3.82	7.317	5.09	10.32	1.27
1.333	1.59	4.333	3.82	7.333	5.09	10.33	1.27
1.350	1.59	4.350	3.82	7.350	5.09	10.35	1.27

VO6 Model Output Post-development Condition

1.367	1.59	4.367	3.82	7.367	5.09	10.37	1.27
1.383	1.59	4.383	3.82	7.383	5.09	10.38	1.27
1.400	1.59	4.400	3.82	7.400	5.09	10.40	1.27
1.417	1.59	4.417	3.82	7.417	5.09	10.42	1.27
1.433	1.59	4.433	3.82	7.433	5.09	10.43	1.27
1.450	1.59	4.450	3.82	7.450	5.09	10.45	1.27
1.467	1.59	4.467	3.82	7.467	5.09	10.47	1.27
1.483	1.59	4.483	3.82	7.483	5.09	10.48	1.27
1.500	1.59	4.500	3.82	7.500	5.09	10.50	1.27
1.517	1.59	4.517	5.09	7.517	3.82	10.52	1.27
1.533	1.59	4.533	5.09	7.533	3.82	10.53	1.27
1.550	1.59	4.550	5.09	7.550	3.82	10.55	1.27
1.567	1.59	4.567	5.09	7.567	3.82	10.57	1.27
1.583	1.59	4.583	5.09	7.583	3.82	10.58	1.27
1.600	1.59	4.600	5.09	7.600	3.82	10.60	1.27
1.617	1.59	4.617	5.09	7.617	3.82	10.62	1.27
1.633	1.59	4.633	5.09	7.633	3.82	10.63	1.27
1.650	1.59	4.650	5.09	7.650	3.82	10.65	1.27
1.667	1.59	4.667	5.09	7.667	3.82	10.67	1.27
1.683	1.59	4.683	5.09	7.683	3.82	10.68	1.27
1.700	1.59	4.700	5.09	7.700	3.82	10.70	1.27
1.717	1.59	4.717	5.09	7.717	3.82	10.72	1.27
1.733	1.59	4.733	5.09	7.733	3.82	10.73	1.27
1.750	1.59	4.750	5.09	7.750	3.82	10.75	1.27
1.767	1.59	4.767	5.09	7.767	3.82	10.77	1.27
1.783	1.59	4.783	5.09	7.783	3.82	10.78	1.27
1.800	1.59	4.800	5.09	7.800	3.82	10.80	1.27
1.817	1.59	4.817	5.09	7.817	3.82	10.82	1.27
1.833	1.59	4.833	5.09	7.833	3.82	10.83	1.27
1.850	1.59	4.850	5.09	7.850	3.82	10.85	1.27
1.867	1.59	4.867	5.09	7.867	3.82	10.87	1.27
1.883	1.59	4.883	5.09	7.883	3.82	10.88	1.27
1.900	1.59	4.900	5.09	7.900	3.82	10.90	1.27
1.917	1.59	4.917	5.09	7.917	3.82	10.92	1.27
1.933	1.59	4.933	5.09	7.933	3.82	10.93	1.27
1.950	1.59	4.950	5.09	7.950	3.82	10.95	1.27
1.967	1.59	4.967	5.09	7.967	3.82	10.97	1.27
1.983	1.59	4.983	5.09	7.983	3.82	10.98	1.27
2.000	1.59	5.000	5.09	8.000	3.81	11.00	1.27
2.017	1.91	5.017	7.63	8.017	2.23	11.02	1.27
2.033	1.91	5.033	7.63	8.033	2.23	11.03	1.27
2.050	1.91	5.050	7.63	8.050	2.23	11.05	1.27
2.067	1.91	5.067	7.63	8.067	2.23	11.07	1.27
2.083	1.91	5.083	7.63	8.083	2.23	11.08	1.27
2.100	1.91	5.100	7.63	8.100	2.23	11.10	1.27
2.117	1.91	5.117	7.63	8.117	2.23	11.12	1.27
2.133	1.91	5.133	7.63	8.133	2.23	11.13	1.27

VO6 Model Output Post-development Condition

2.150	1.91	5.150	7.63	8.150	2.23	11.15	1.27
2.167	1.91	5.167	7.63	8.167	2.23	11.17	1.27
2.183	1.91	5.183	7.63	8.183	2.23	11.18	1.27
2.200	1.91	5.200	7.63	8.200	2.23	11.20	1.27
2.217	1.91	5.217	7.63	8.217	2.23	11.22	1.27
2.233	1.91	5.233	7.63	8.233	2.23	11.23	1.27
2.250	1.91	5.250	7.63	8.250	2.23	11.25	1.27
2.267	1.91	5.267	7.63	8.267	2.23	11.27	1.27
2.283	1.91	5.283	7.63	8.283	2.23	11.28	1.27
2.300	1.91	5.300	7.63	8.300	2.23	11.30	1.27
2.317	1.91	5.317	7.63	8.317	2.23	11.32	1.27
2.333	1.91	5.333	7.63	8.333	2.23	11.33	1.27
2.350	1.91	5.350	7.63	8.350	2.23	11.35	1.27
2.367	1.91	5.367	7.63	8.367	2.23	11.37	1.27
2.383	1.91	5.383	7.63	8.383	2.23	11.38	1.27
2.400	1.91	5.400	7.63	8.400	2.23	11.40	1.27
2.417	1.91	5.417	7.63	8.417	2.23	11.42	1.27
2.433	1.91	5.433	7.63	8.433	2.23	11.43	1.27
2.450	1.91	5.450	7.63	8.450	2.23	11.45	1.27
2.467	1.91	5.467	7.63	8.467	2.23	11.47	1.27
2.483	1.91	5.483	7.63	8.483	2.23	11.48	1.27
2.500	1.91	5.500	7.66	8.500	2.23	11.50	1.27
2.517	1.91	5.517	30.53	8.517	2.23	11.52	1.27
2.533	1.91	5.533	30.53	8.533	2.23	11.53	1.27
2.550	1.91	5.550	30.53	8.550	2.23	11.55	1.27
2.567	1.91	5.567	30.53	8.567	2.23	11.57	1.27
2.583	1.91	5.583	30.53	8.583	2.23	11.58	1.27
2.600	1.91	5.600	30.53	8.600	2.23	11.60	1.27
2.617	1.91	5.617	30.53	8.617	2.23	11.62	1.27
2.633	1.91	5.633	30.53	8.633	2.23	11.63	1.27
2.650	1.91	5.650	30.53	8.650	2.23	11.65	1.27
2.667	1.91	5.667	30.53	8.667	2.23	11.67	1.27
2.683	1.91	5.683	30.53	8.683	2.23	11.68	1.27
2.700	1.91	5.700	30.53	8.700	2.23	11.70	1.27
2.717	1.91	5.717	30.53	8.717	2.23	11.72	1.27
2.733	1.91	5.733	30.53	8.733	2.23	11.73	1.27
2.750	1.91	5.750	30.59	8.750	2.23	11.75	1.27
2.767	1.91	5.767	72.72	8.767	2.23	11.77	1.27
2.783	1.91	5.783	72.72	8.783	2.23	11.78	1.27
2.800	1.91	5.800	72.72	8.800	2.23	11.80	1.27
2.817	1.91	5.817	72.72	8.817	2.23	11.82	1.27
2.833	1.91	5.833	72.79	8.833	2.23	11.83	1.27
2.850	1.91	5.850	126.61	8.850	2.23	11.85	1.27
2.867	1.91	5.867	126.61	8.867	2.23	11.87	1.27
2.883	1.91	5.883	126.61	8.883	2.23	11.88	1.27
2.900	1.91	5.900	126.61	8.900	2.23	11.90	1.27
2.917	1.91	5.917	126.52	8.917	2.23	11.92	1.27

VO6 Model Output Post-development Condition

```
                2.933    1.91 | 5.933   52.58 | 8.933    2.23 | 11.93    1.27
                2.950    1.91 | 5.950   52.58 | 8.950    2.23 | 11.95    1.27
                2.967    1.91 | 5.967   52.58 | 8.967    2.23 | 11.97    1.27
                2.983    1.91 | 5.983   52.58 | 8.983    2.23 | 11.98    1.27
                3.000    1.91 | 6.000   52.52 | 9.000    2.23 | 12.00    1.27

     Max.Eff.Inten.(mm/hr)=     126.59        64.90
                over (min)        5.00        10.00
     Storage Coeff.  (min)=       1.36 (ii)    9.75 (ii)
     Unit Hyd. Tpeak (min)=       5.00        10.00
     Unit Hyd. peak  (cms)=       0.43         0.12
                                                            *TOTALS*
     PEAK FLOW       (cms)=       0.00         0.03          0.032 (iii)
     TIME TO PEAK    (hrs)=       5.93         6.03           6.03
     RUNOFF VOLUME    (mm)=      63.25        36.11          37.45
     TOTAL RAINFALL   (mm)=      64.25        64.25          64.25
     RUNOFF COEFFICIENT   =       0.98         0.56           0.58

***** WARNING:FOR AREAS WITH IMPERVIOUS RATIOS BELOW 20%
              YOU SHOULD CONSIDER SPLITTING THE AREA.

       (i) CN PROCEDURE SELECTED FOR PERVIOUS LOSSES:
            CN*  =  87.0    Ia = Dep. Storage  (Above)
      (ii) TIME STEP (DT) SHOULD BE SMALLER OR EQUAL
           THAN THE STORAGE COEFFICIENT.
     (iii) PEAK FLOW DOES NOT INCLUDE BASEFLOW IF ANY.

--------------------------------------------------------------------------------

--------------------
| ADD HYD  (  1060)|
|   1 +  2 =  3    |         AREA    QPEAK    TPEAK     R.V.
--------------------         (ha)    (cms)    (hrs)     (mm)
        ID1= 1 (  1090):     1.22   0.156     5.95    58.02
      + ID2= 2 (  0208):     0.20   0.053     5.93    55.09
        ===================================================
        ID = 3 (  1060):     1.41   0.208     5.93    57.62

     NOTE:  PEAK FLOWS DO NOT INCLUDE BASEFLOWS IF ANY.
--------------------------------------------------------------------------------

--------------------
| ADD HYD  (  1060)|
|   3 +  2 =  1    |         AREA    QPEAK    TPEAK     R.V.
--------------------         (ha)    (cms)    (hrs)     (mm)
        ID1= 3 (  1060):     1.41   0.208     5.93    57.62
      + ID2= 2 (  0212):     0.25   0.032     6.03    37.45
```

VO6 Model Output Post-development Condition

```
==================================================
ID = 1 (  1060):     1.66   0.234     5.95    54.59

     NOTE:  PEAK FLOWS DO NOT INCLUDE BASEFLOWS IF ANY.
--------------------------------------------------------------------------------
--------------------
| CALIB            |
| STANDHYD (  0209)|   Area    (ha)=   0.38
|ID= 1 DT= 1.0 min |   Total Imp(%)=  70.00   Dir. Conn.(%)=  70.00
--------------------
                              IMPERVIOUS    PERVIOUS (i)
     Surface Area     (ha)=       0.27         0.12
     Dep. Storage     (mm)=       1.00         5.00
     Average Slope     (%)=       1.00         2.00
     Length            (m)=      50.66        40.00
     Mannings n           =      0.013        0.250

         NOTE:  RAINFALL WAS TRANSFORMED TO   1.0 MIN. TIME STEP.


                          ---- TRANSFORMED HYETOGRAPH ----
              TIME    RAIN |  TIME    RAIN |'  TIME    RAIN |  TIME    RAIN
               hrs   mm/hr |   hrs   mm/hr |'   hrs   mm/hr |   hrs   mm/hr
             0.017    1.59 | 3.017    2.54 | 6.017   11.45 |  9.02    2.23
             0.033    1.59 | 3.033    2.55 | 6.033   11.45 |  9.03    2.23
             0.050    1.59 | 3.050    2.55 | 6.050   11.45 |  9.05    2.23
             0.067    1.59 | 3.067    2.55 | 6.067   11.45 |  9.07    2.23
             0.083    1.59 | 3.083    2.55 | 6.083   11.45 |  9.08    2.23
             0.100    1.59 | 3.100    2.54 | 6.100   11.45 |  9.10    2.23
             0.117    1.59 | 3.117    2.55 | 6.117   11.45 |  9.12    2.23
             0.133    1.59 | 3.133    2.55 | 6.133   11.45 |  9.13    2.23
             0.150    1.59 | 3.150    2.55 | 6.150   11.45 |  9.15    2.23
             0.167    1.59 | 3.167    2.55 | 6.167   11.45 |  9.17    2.23
             0.183    1.59 | 3.183    2.54 | 6.183   11.45 |  9.18    2.23
             0.200    1.59 | 3.200    2.55 | 6.200   11.45 |  9.20    2.23
             0.217    1.59 | 3.217    2.55 | 6.217   11.45 |  9.22    2.23
             0.233    1.59 | 3.233    2.55 | 6.233   11.45 |  9.23    2.23
             0.250    1.59 | 3.250    2.55 | 6.250   11.45 |  9.25    2.23
             0.267    1.59 | 3.267    2.54 | 6.267   11.45 |  9.27    2.23
             0.283    1.59 | 3.283    2.55 | 6.283   11.45 |  9.28    2.23
             0.300    1.59 | 3.300    2.55 | 6.300   11.45 |  9.30    2.23
             0.317    1.59 | 3.317    2.55 | 6.317   11.45 |  9.32    2.23
             0.333    1.59 | 3.333    2.55 | 6.333   11.45 |  9.33    2.23
             0.350    1.59 | 3.350    2.54 | 6.350   11.45 |  9.35    2.23
             0.367    1.59 | 3.367    2.55 | 6.367   11.45 |  9.37    2.23
             0.383    1.59 | 3.383    2.55 | 6.383   11.45 |  9.38    2.23
             0.400    1.59 | 3.400    2.55 | 6.400   11.45 |  9.40    2.23
```

VO6 Model Output Post-development Condition

0.417	1.59	3.417	2.55	6.417	11.45	9.42	2.23
0.433	1.59	3.433	2.54	6.433	11.45	9.43	2.23
0.450	1.59	3.450	2.55	6.450	11.45	9.45	2.23
0.467	1.59	3.467	2.55	6.467	11.45	9.47	2.23
0.483	1.59	3.483	2.55	6.483	11.45	9.48	2.23
0.500	1.59	3.500	2.55	6.500	11.44	9.50	2.23
0.517	1.59	3.517	2.54	6.517	5.09	9.52	2.23
0.533	1.59	3.533	2.55	6.533	5.09	9.53	2.23
0.550	1.59	3.550	2.55	6.550	5.09	9.55	2.23
0.567	1.59	3.567	2.55	6.567	5.09	9.57	2.23
0.583	1.59	3.583	2.55	6.583	5.09	9.58	2.23
0.600	1.59	3.600	2.54	6.600	5.09	9.60	2.23
0.617	1.59	3.617	2.55	6.617	5.09	9.62	2.23
0.633	1.59	3.633	2.55	6.633	5.09	9.63	2.23
0.650	1.59	3.650	2.55	6.650	5.09	9.65	2.23
0.667	1.59	3.667	2.55	6.667	5.09	9.67	2.23
0.683	1.59	3.683	2.54	6.683	5.09	9.68	2.23
0.700	1.59	3.700	2.55	6.700	5.09	9.70	2.23
0.717	1.59	3.717	2.55	6.717	5.09	9.72	2.23
0.733	1.59	3.733	2.55	6.733	5.09	9.73	2.23
0.750	1.59	3.750	2.55	6.750	5.09	9.75	2.23
0.767	1.59	3.767	2.54	6.767	5.09	9.77	2.23
0.783	1.59	3.783	2.55	6.783	5.09	9.78	2.23
0.800	1.59	3.800	2.55	6.800	5.09	9.80	2.23
0.817	1.59	3.817	2.55	6.817	5.09	9.82	2.23
0.833	1.59	3.833	2.55	6.833	5.09	9.83	2.23
0.850	1.59	3.850	2.54	6.850	5.09	9.85	2.23
0.867	1.59	3.867	2.55	6.867	5.09	9.87	2.23
0.883	1.59	3.883	2.55	6.883	5.09	9.88	2.23
0.900	1.59	3.900	2.55	6.900	5.09	9.90	2.23
0.917	1.59	3.917	2.55	6.917	5.09	9.92	2.23
0.933	1.59	3.933	2.54	6.933	5.09	9.93	2.23
0.950	1.59	3.950	2.55	6.950	5.09	9.95	2.23
0.967	1.59	3.967	2.55	6.967	5.09	9.97	2.23
0.983	1.59	3.983	2.55	6.983	5.09	9.98	2.23
1.000	1.59	4.000	2.55	7.000	5.09	10.00	2.22
1.017	1.59	4.017	3.82	7.017	5.09	10.02	1.27
1.033	1.59	4.033	3.82	7.033	5.09	10.03	1.27
1.050	1.59	4.050	3.82	7.050	5.09	10.05	1.27
1.067	1.59	4.067	3.82	7.067	5.09	10.07	1.27
1.083	1.59	4.083	3.82	7.083	5.09	10.08	1.27
1.100	1.59	4.100	3.82	7.100	5.09	10.10	1.27
1.117	1.59	4.117	3.82	7.117	5.09	10.12	1.27
1.133	1.59	4.133	3.82	7.133	5.09	10.13	1.27
1.150	1.59	4.150	3.82	7.150	5.09	10.15	1.27
1.167	1.59	4.167	3.82	7.167	5.09	10.17	1.27
1.183	1.59	4.183	3.82	7.183	5.09	10.18	1.27

VO6 Model Output Post-development Condition

1.200	1.59	4.200	3.82	7.200	5.09	10.20	1.27
1.217	1.59	4.217	3.82	7.217	5.09	10.22	1.27
1.233	1.59	4.233	3.82	7.233	5.09	10.23	1.27
1.250	1.59	4.250	3.82	7.250	5.09	10.25	1.27
1.267	1.59	4.267	3.82	7.267	5.09	10.27	1.27
1.283	1.59	4.283	3.82	7.283	5.09	10.28	1.27
1.300	1.59	4.300	3.82	7.300	5.09	10.30	1.27
1.317	1.59	4.317	3.82	7.317	5.09	10.32	1.27
1.333	1.59	4.333	3.82	7.333	5.09	10.33	1.27
1.350	1.59	4.350	3.82	7.350	5.09	10.35	1.27
1.367	1.59	4.367	3.82	7.367	5.09	10.37	1.27
1.383	1.59	4.383	3.82	7.383	5.09	10.38	1.27
1.400	1.59	4.400	3.82	7.400	5.09	10.40	1.27
1.417	1.59	4.417	3.82	7.417	5.09	10.42	1.27
1.433	1.59	4.433	3.82	7.433	5.09	10.43	1.27
1.450	1.59	4.450	3.82	7.450	5.09	10.45	1.27
1.467	1.59	4.467	3.82	7.467	5.09	10.47	1.27
1.483	1.59	4.483	3.82	7.483	5.09	10.48	1.27
1.500	1.59	4.500	3.82	7.500	5.09	10.50	1.27
1.517	1.59	4.517	5.09	7.517	3.82	10.52	1.27
1.533	1.59	4.533	5.09	7.533	3.82	10.53	1.27
1.550	1.59	4.550	5.09	7.550	3.82	10.55	1.27
1.567	1.59	4.567	5.09	7.567	3.82	10.57	1.27
1.583	1.59	4.583	5.09	7.583	3.82	10.58	1.27
1.600	1.59	4.600	5.09	7.600	3.82	10.60	1.27
1.617	1.59	4.617	5.09	7.617	3.82	10.62	1.27
1.633	1.59	4.633	5.09	7.633	3.82	10.63	1.27
1.650	1.59	4.650	5.09	7.650	3.82	10.65	1.27
1.667	1.59	4.667	5.09	7.667	3.82	10.67	1.27
1.683	1.59	4.683	5.09	7.683	3.82	10.68	1.27
1.700	1.59	4.700	5.09	7.700	3.82	10.70	1.27
1.717	1.59	4.717	5.09	7.717	3.82	10.72	1.27
1.733	1.59	4.733	5.09	7.733	3.82	10.73	1.27
1.750	1.59	4.750	5.09	7.750	3.82	10.75	1.27
1.767	1.59	4.767	5.09	7.767	3.82	10.77	1.27
1.783	1.59	4.783	5.09	7.783	3.82	10.78	1.27
1.800	1.59	4.800	5.09	7.800	3.82	10.80	1.27
1.817	1.59	4.817	5.09	7.817	3.82	10.82	1.27
1.833	1.59	4.833	5.09	7.833	3.82	10.83	1.27
1.850	1.59	4.850	5.09	7.850	3.82	10.85	1.27
1.867	1.59	4.867	5.09	7.867	3.82	10.87	1.27
1.883	1.59	4.883	5.09	7.883	3.82	10.88	1.27
1.900	1.59	4.900	5.09	7.900	3.82	10.90	1.27
1.917	1.59	4.917	5.09	7.917	3.82	10.92	1.27
1.933	1.59	4.933	5.09	7.933	3.82	10.93	1.27
1.950	1.59	4.950	5.09	7.950	3.82	10.95	1.27
1.967	1.59	4.967	5.09	7.967	3.82	10.97	1.27

VO6 Model Output Post-development Condition

1.983	1.59	4.983	5.09	7.983	3.82	10.98	1.27
2.000	1.59	5.000	5.09	8.000	3.81	11.00	1.27
2.017	1.91	5.017	7.63	8.017	2.23	11.02	1.27
2.033	1.91	5.033	7.63	8.033	2.23	11.03	1.27
2.050	1.91	5.050	7.63	8.050	2.23	11.05	1.27
2.067	1.91	5.067	7.63	8.067	2.23	11.07	1.27
2.083	1.91	5.083	7.63	8.083	2.23	11.08	1.27
2.100	1.91	5.100	7.63	8.100	2.23	11.10	1.27
2.117	1.91	5.117	7.63	8.117	2.23	11.12	1.27
2.133	1.91	5.133	7.63	8.133	2.23	11.13	1.27
2.150	1.91	5.150	7.63	8.150	2.23	11.15	1.27
2.167	1.91	5.167	7.63	8.167	2.23	11.17	1.27
2.183	1.91	5.183	7.63	8.183	2.23	11.18	1.27
2.200	1.91	5.200	7.63	8.200	2.23	11.20	1.27
2.217	1.91	5.217	7.63	8.217	2.23	11.22	1.27
2.233	1.91	5.233	7.63	8.233	2.23	11.23	1.27
2.250	1.91	5.250	7.63	8.250	2.23	11.25	1.27
2.267	1.91	5.267	7.63	8.267	2.23	11.27	1.27
2.283	1.91	5.283	7.63	8.283	2.23	11.28	1.27
2.300	1.91	5.300	7.63	8.300	2.23	11.30	1.27
2.317	1.91	5.317	7.63	8.317	2.23	11.32	1.27
2.333	1.91	5.333	7.63	8.333	2.23	11.33	1.27
2.350	1.91	5.350	7.63	8.350	2.23	11.35	1.27
2.367	1.91	5.367	7.63	8.367	2.23	11.37	1.27
2.383	1.91	5.383	7.63	8.383	2.23	11.38	1.27
2.400	1.91	5.400	7.63	8.400	2.23	11.40	1.27
2.417	1.91	5.417	7.63	8.417	2.23	11.42	1.27
2.433	1.91	5.433	7.63	8.433	2.23	11.43	1.27
2.450	1.91	5.450	7.63	8.450	2.23	11.45	1.27
2.467	1.91	5.467	7.63	8.467	2.23	11.47	1.27
2.483	1.91	5.483	7.63	8.483	2.23	11.48	1.27
2.500	1.91	5.500	7.66	8.500	2.23	11.50	1.27
2.517	1.91	5.517	30.53	8.517	2.23	11.52	1.27
2.533	1.91	5.533	30.53	8.533	2.23	11.53	1.27
2.550	1.91	5.550	30.53	8.550	2.23	11.55	1.27
2.567	1.91	5.567	30.53	8.567	2.23	11.57	1.27
2.583	1.91	5.583	30.53	8.583	2.23	11.58	1.27
2.600	1.91	5.600	30.53	8.600	2.23	11.60	1.27
2.617	1.91	5.617	30.53	8.617	2.23	11.62	1.27
2.633	1.91	5.633	30.53	8.633	2.23	11.63	1.27
2.650	1.91	5.650	30.53	8.650	2.23	11.65	1.27
2.667	1.91	5.667	30.53	8.667	2.23	11.67	1.27
2.683	1.91	5.683	30.53	8.683	2.23	11.68	1.27
2.700	1.91	5.700	30.53	8.700	2.23	11.70	1.27
2.717	1.91	5.717	30.53	8.717	2.23	11.72	1.27
2.733	1.91	5.733	30.53	8.733	2.23	11.73	1.27
2.750	1.91	5.750	30.59	8.750	2.23	11.75	1.27

2.767	1.91	5.767	72.72	8.767	2.23	11.77	1.27
2.783	1.91	5.783	72.72	8.783	2.23	11.78	1.27
2.800	1.91	5.800	72.72	8.800	2.23	11.80	1.27
2.817	1.91	5.817	72.72	8.817	2.23	11.82	1.27
2.833	1.91	5.833	72.79	8.833	2.23	11.83	1.27
2.850	1.91	5.850	126.61	8.850	2.23	11.85	1.27
2.867	1.91	5.867	126.61	8.867	2.23	11.87	1.27
2.883	1.91	5.883	126.61	8.883	2.23	11.88	1.27
2.900	1.91	5.900	126.61	8.900	2.23	11.90	1.27
2.917	1.91	5.917	126.52	8.917	2.23	11.92	1.27
2.933	1.91	5.933	52.58	8.933	2.23	11.93	1.27
2.950	1.91	5.950	52.58	8.950	2.23	11.95	1.27
2.967	1.91	5.967	52.58	8.967	2.23	11.97	1.27
2.983	1.91	5.983	52.58	8.983	2.23	11.98	1.27
3.000	1.91	6.000	52.52	9.000	2.23	12.00	1.27

```
     Max.Eff.Inten.(mm/hr)=     126.59        64.90
                over (min)        5.00         7.00
     Storage Coeff.  (min)=       1.55 (ii)    6.12 (ii)
     Unit Hyd. Tpeak (min)=       5.00         7.00
     Unit Hyd. peak  (cms)=       0.41         0.18
                                                          *TOTALS*
     PEAK FLOW       (cms)=       0.09         0.02          0.101 (iii)
     TIME TO PEAK    (hrs)=       5.93         6.00           5.93
     RUNOFF VOLUME    (mm)=      63.25        36.11          55.10
     TOTAL RAINFALL   (mm)=      64.25        64.25          64.25
     RUNOFF COEFFICIENT   =       0.98         0.56           0.86


       (i) CN PROCEDURE SELECTED FOR PERVIOUS LOSSES:
            CN*  =  87.0    Ia = Dep. Storage  (Above)
      (ii) TIME STEP (DT) SHOULD BE SMALLER OR EQUAL
           THAN THE STORAGE COEFFICIENT.
     (iii) PEAK FLOW DOES NOT INCLUDE BASEFLOW IF ANY.

--------------------------------------------------------------------------------
--------------------
| CALIB            |
| STANDHYD (  0203)|   Area    (ha)=   0.31
|ID= 1 DT= 1.0 min |   Total Imp(%)=  85.00   Dir. Conn.(%)=  85.00
--------------------
                              IMPERVIOUS    PERVIOUS (i)
     Surface Area     (ha)=       0.26         0.05
     Dep. Storage     (mm)=       1.00         5.00
     Average Slope     (%)=       1.00         2.00
     Length            (m)=      45.17        40.00
     Mannings n           =      0.013        0.250
```

VO6 Model Output Post-development Condition

NOTE: RAINFALL WAS TRANSFORMED TO 1.0 MIN. TIME STEP.

---- TRANSFORMED HYETOGRAPH ----

TIME hrs	RAIN mm/hr	TIME hrs	RAIN mm/hr	TIME hrs	RAIN mm/hr	TIME hrs	RAIN mm/hr
0.017	1.59	3.017	2.54	6.017	11.45	9.02	2.23
0.033	1.59	3.033	2.55	6.033	11.45	9.03	2.23
0.050	1.59	3.050	2.55	6.050	11.45	9.05	2.23
0.067	1.59	3.067	2.55	6.067	11.45	9.07	2.23
0.083	1.59	3.083	2.55	6.083	11.45	9.08	2.23
0.100	1.59	3.100	2.54	6.100	11.45	9.10	2.23
0.117	1.59	3.117	2.55	6.117	11.45	9.12	2.23
0.133	1.59	3.133	2.55	6.133	11.45	9.13	2.23
0.150	1.59	3.150	2.55	6.150	11.45	9.15	2.23
0.167	1.59	3.167	2.55	6.167	11.45	9.17	2.23
0.183	1.59	3.183	2.54	6.183	11.45	9.18	2.23
0.200	1.59	3.200	2.55	6.200	11.45	9.20	2.23
0.217	1.59	3.217	2.55	6.217	11.45	9.22	2.23
0.233	1.59	3.233	2.55	6.233	11.45	9.23	2.23
0.250	1.59	3.250	2.55	6.250	11.45	9.25	2.23
0.267	1.59	3.267	2.54	6.267	11.45	9.27	2.23
0.283	1.59	3.283	2.55	6.283	11.45	9.28	2.23
0.300	1.59	3.300	2.55	6.300	11.45	9.30	2.23
0.317	1.59	3.317	2.55	6.317	11.45	9.32	2.23
0.333	1.59	3.333	2.55	6.333	11.45	9.33	2.23
0.350	1.59	3.350	2.54	6.350	11.45	9.35	2.23
0.367	1.59	3.367	2.55	6.367	11.45	9.37	2.23
0.383	1.59	3.383	2.55	6.383	11.45	9.38	2.23
0.400	1.59	3.400	2.55	6.400	11.45	9.40	2.23
0.417	1.59	3.417	2.55	6.417	11.45	9.42	2.23
0.433	1.59	3.433	2.54	6.433	11.45	9.43	2.23
0.450	1.59	3.450	2.55	6.450	11.45	9.45	2.23
0.467	1.59	3.467	2.55	6.467	11.45	9.47	2.23
0.483	1.59	3.483	2.55	6.483	11.45	9.48	2.23
0.500	1.59	3.500	2.55	6.500	11.44	9.50	2.23
0.517	1.59	3.517	2.54	6.517	5.09	9.52	2.23
0.533	1.59	3.533	2.55	6.533	5.09	9.53	2.23
0.550	1.59	3.550	2.55	6.550	5.09	9.55	2.23
0.567	1.59	3.567	2.55	6.567	5.09	9.57	2.23
0.583	1.59	3.583	2.55	6.583	5.09	9.58	2.23
0.600	1.59	3.600	2.54	6.600	5.09	9.60	2.23
0.617	1.59	3.617	2.55	6.617	5.09	9.62	2.23
0.633	1.59	3.633	2.55	6.633	5.09	9.63	2.23
0.650	1.59	3.650	2.55	6.650	5.09	9.65	2.23
0.667	1.59	3.667	2.55	6.667	5.09	9.67	2.23

VO6 Model Output Post-development Condition

0.683	1.59	3.683	2.54	6.683	5.09	9.68	2.23
0.700	1.59	3.700	2.55	6.700	5.09	9.70	2.23
0.717	1.59	3.717	2.55	6.717	5.09	9.72	2.23
0.733	1.59	3.733	2.55	6.733	5.09	9.73	2.23
0.750	1.59	3.750	2.55	6.750	5.09	9.75	2.23
0.767	1.59	3.767	2.54	6.767	5.09	9.77	2.23
0.783	1.59	3.783	2.55	6.783	5.09	9.78	2.23
0.800	1.59	3.800	2.55	6.800	5.09	9.80	2.23
0.817	1.59	3.817	2.55	6.817	5.09	9.82	2.23
0.833	1.59	3.833	2.55	6.833	5.09	9.83	2.23
0.850	1.59	3.850	2.54	6.850	5.09	9.85	2.23
0.867	1.59	3.867	2.55	6.867	5.09	9.87	2.23
0.883	1.59	3.883	2.55	6.883	5.09	9.88	2.23
0.900	1.59	3.900	2.55	6.900	5.09	9.90	2.23
0.917	1.59	3.917	2.55	6.917	5.09	9.92	2.23
0.933	1.59	3.933	2.54	6.933	5.09	9.93	2.23
0.950	1.59	3.950	2.55	6.950	5.09	9.95	2.23
0.967	1.59	3.967	2.55	6.967	5.09	9.97	2.23
0.983	1.59	3.983	2.55	6.983	5.09	9.98	2.23
1.000	1.59	4.000	2.55	7.000	5.09	10.00	2.22
1.017	1.59	4.017	3.82	7.017	5.09	10.02	1.27
1.033	1.59	4.033	3.82	7.033	5.09	10.03	1.27
1.050	1.59	4.050	3.82	7.050	5.09	10.05	1.27
1.067	1.59	4.067	3.82	7.067	5.09	10.07	1.27
1.083	1.59	4.083	3.82	7.083	5.09	10.08	1.27
1.100	1.59	4.100	3.82	7.100	5.09	10.10	1.27
1.117	1.59	4.117	3.82	7.117	5.09	10.12	1.27
1.133	1.59	4.133	3.82	7.133	5.09	10.13	1.27
1.150	1.59	4.150	3.82	7.150	5.09	10.15	1.27
1.167	1.59	4.167	3.82	7.167	5.09	10.17	1.27
1.183	1.59	4.183	3.82	7.183	5.09	10.18	1.27
1.200	1.59	4.200	3.82	7.200	5.09	10.20	1.27
1.217	1.59	4.217	3.82	7.217	5.09	10.22	1.27
1.233	1.59	4.233	3.82	7.233	5.09	10.23	1.27
1.250	1.59	4.250	3.82	7.250	5.09	10.25	1.27
1.267	1.59	4.267	3.82	7.267	5.09	10.27	1.27
1.283	1.59	4.283	3.82	7.283	5.09	10.28	1.27
1.300	1.59	4.300	3.82	7.300	5.09	10.30	1.27
1.317	1.59	4.317	3.82	7.317	5.09	10.32	1.27
1.333	1.59	4.333	3.82	7.333	5.09	10.33	1.27
1.350	1.59	4.350	3.82	7.350	5.09	10.35	1.27
1.367	1.59	4.367	3.82	7.367	5.09	10.37	1.27
1.383	1.59	4.383	3.82	7.383	5.09	10.38	1.27
1.400	1.59	4.400	3.82	7.400	5.09	10.40	1.27
1.417	1.59	4.417	3.82	7.417	5.09	10.42	1.27
1.433	1.59	4.433	3.82	7.433	5.09	10.43	1.27
1.450	1.59	4.450	3.82	7.450	5.09	10.45	1.27

VO6 Model Output Post-development Condition

1.467	1.59	4.467	3.82	7.467	5.09	10.47	1.27
1.483	1.59	4.483	3.82	7.483	5.09	10.48	1.27
1.500	1.59	4.500	3.82	7.500	5.09	10.50	1.27
1.517	1.59	4.517	5.09	7.517	3.82	10.52	1.27
1.533	1.59	4.533	5.09	7.533	3.82	10.53	1.27
1.550	1.59	4.550	5.09	7.550	3.82	10.55	1.27
1.567	1.59	4.567	5.09	7.567	3.82	10.57	1.27
1.583	1.59	4.583	5.09	7.583	3.82	10.58	1.27
1.600	1.59	4.600	5.09	7.600	3.82	10.60	1.27
1.617	1.59	4.617	5.09	7.617	3.82	10.62	1.27
1.633	1.59	4.633	5.09	7.633	3.82	10.63	1.27
1.650	1.59	4.650	5.09	7.650	3.82	10.65	1.27
1.667	1.59	4.667	5.09	7.667	3.82	10.67	1.27
1.683	1.59	4.683	5.09	7.683	3.82	10.68	1.27
1.700	1.59	4.700	5.09	7.700	3.82	10.70	1.27
1.717	1.59	4.717	5.09	7.717	3.82	10.72	1.27
1.733	1.59	4.733	5.09	7.733	3.82	10.73	1.27
1.750	1.59	4.750	5.09	7.750	3.82	10.75	1.27
1.767	1.59	4.767	5.09	7.767	3.82	10.77	1.27
1.783	1.59	4.783	5.09	7.783	3.82	10.78	1.27
1.800	1.59	4.800	5.09	7.800	3.82	10.80	1.27
1.817	1.59	4.817	5.09	7.817	3.82	10.82	1.27
1.833	1.59	4.833	5.09	7.833	3.82	10.83	1.27
1.850	1.59	4.850	5.09	7.850	3.82	10.85	1.27
1.867	1.59	4.867	5.09	7.867	3.82	10.87	1.27
1.883	1.59	4.883	5.09	7.883	3.82	10.88	1.27
1.900	1.59	4.900	5.09	7.900	3.82	10.90	1.27
1.917	1.59	4.917	5.09	7.917	3.82	10.92	1.27
1.933	1.59	4.933	5.09	7.933	3.82	10.93	1.27
1.950	1.59	4.950	5.09	7.950	3.82	10.95	1.27
1.967	1.59	4.967	5.09	7.967	3.82	10.97	1.27
1.983	1.59	4.983	5.09	7.983	3.82	10.98	1.27
2.000	1.59	5.000	5.09	8.000	3.81	11.00	1.27
2.017	1.91	5.017	7.63	8.017	2.23	11.02	1.27
2.033	1.91	5.033	7.63	8.033	2.23	11.03	1.27
2.050	1.91	5.050	7.63	8.050	2.23	11.05	1.27
2.067	1.91	5.067	7.63	8.067	2.23	11.07	1.27
2.083	1.91	5.083	7.63	8.083	2.23	11.08	1.27
2.100	1.91	5.100	7.63	8.100	2.23	11.10	1.27
2.117	1.91	5.117	7.63	8.117	2.23	11.12	1.27
2.133	1.91	5.133	7.63	8.133	2.23	11.13	1.27
2.150	1.91	5.150	7.63	8.150	2.23	11.15	1.27
2.167	1.91	5.167	7.63	8.167	2.23	11.17	1.27
2.183	1.91	5.183	7.63	8.183	2.23	11.18	1.27
2.200	1.91	5.200	7.63	8.200	2.23	11.20	1.27
2.217	1.91	5.217	7.63	8.217	2.23	11.22	1.27
2.233	1.91	5.233	7.63	8.233	2.23	11.23	1.27

VO6 Model Output Post-development Condition

2.250	1.91	5.250	7.63	8.250	2.23	11.25	1.27
2.267	1.91	5.267	7.63	8.267	2.23	11.27	1.27
2.283	1.91	5.283	7.63	8.283	2.23	11.28	1.27
2.300	1.91	5.300	7.63	8.300	2.23	11.30	1.27
2.317	1.91	5.317	7.63	8.317	2.23	11.32	1.27
2.333	1.91	5.333	7.63	8.333	2.23	11.33	1.27
2.350	1.91	5.350	7.63	8.350	2.23	11.35	1.27
2.367	1.91	5.367	7.63	8.367	2.23	11.37	1.27
2.383	1.91	5.383	7.63	8.383	2.23	11.38	1.27
2.400	1.91	5.400	7.63	8.400	2.23	11.40	1.27
2.417	1.91	5.417	7.63	8.417	2.23	11.42	1.27
2.433	1.91	5.433	7.63	8.433	2.23	11.43	1.27
2.450	1.91	5.450	7.63	8.450	2.23	11.45	1.27
2.467	1.91	5.467	7.63	8.467	2.23	11.47	1.27
2.483	1.91	5.483	7.63	8.483	2.23	11.48	1.27
2.500	1.91	5.500	7.66	8.500	2.23	11.50	1.27
2.517	1.91	5.517	30.53	8.517	2.23	11.52	1.27
2.533	1.91	5.533	30.53	8.533	2.23	11.53	1.27
2.550	1.91	5.550	30.53	8.550	2.23	11.55	1.27
2.567	1.91	5.567	30.53	8.567	2.23	11.57	1.27
2.583	1.91	5.583	30.53	8.583	2.23	11.58	1.27
2.600	1.91	5.600	30.53	8.600	2.23	11.60	1.27
2.617	1.91	5.617	30.53	8.617	2.23	11.62	1.27
2.633	1.91	5.633	30.53	8.633	2.23	11.63	1.27
2.650	1.91	5.650	30.53	8.650	2.23	11.65	1.27
2.667	1.91	5.667	30.53	8.667	2.23	11.67	1.27
2.683	1.91	5.683	30.53	8.683	2.23	11.68	1.27
2.700	1.91	5.700	30.53	8.700	2.23	11.70	1.27
2.717	1.91	5.717	30.53	8.717	2.23	11.72	1.27
2.733	1.91	5.733	30.53	8.733	2.23	11.73	1.27
2.750	1.91	5.750	30.59	8.750	2.23	11.75	1.27
2.767	1.91	5.767	72.72	8.767	2.23	11.77	1.27
2.783	1.91	5.783	72.72	8.783	2.23	11.78	1.27
2.800	1.91	5.800	72.72	8.800	2.23	11.80	1.27
2.817	1.91	5.817	72.72	8.817	2.23	11.82	1.27
2.833	1.91	5.833	72.79	8.833	2.23	11.83	1.27
2.850	1.91	5.850	126.61	8.850	2.23	11.85	1.27
2.867	1.91	5.867	126.61	8.867	2.23	11.87	1.27
2.883	1.91	5.883	126.61	8.883	2.23	11.88	1.27
2.900	1.91	5.900	126.61	8.900	2.23	11.90	1.27
2.917	1.91	5.917	126.52	8.917	2.23	11.92	1.27
2.933	1.91	5.933	52.58	8.933	2.23	11.93	1.27
2.950	1.91	5.950	52.58	8.950	2.23	11.95	1.27
2.967	1.91	5.967	52.58	8.967	2.23	11.97	1.27
2.983	1.91	5.983	52.58	8.983	2.23	11.98	1.27
3.000	1.91	6.000	52.52	9.000	2.23	12.00	1.27

VO6 Model Output Post-development Condition

```
     Max.Eff.Inten.(mm/hr)=     126.59        64.90
                over (min)        5.00         5.00
     Storage Coeff.  (min)=       1.44 (ii)    4.65 (ii)
     Unit Hyd. Tpeak (min)=       5.00         5.00
     Unit Hyd. peak  (cms)=       0.42         0.24
                                                          *TOTALS*
     PEAK FLOW       (cms)=       0.08         0.01          0.091 (iii)
     TIME TO PEAK    (hrs)=       5.93         5.97           5.93
     RUNOFF VOLUME    (mm)=      63.25        36.11          59.17
     TOTAL RAINFALL   (mm)=      64.25        64.25          64.25
     RUNOFF COEFFICIENT   =       0.98         0.56           0.92


       (i) CN PROCEDURE SELECTED FOR PERVIOUS LOSSES:
            CN*  =  87.0    Ia = Dep. Storage  (Above)
      (ii) TIME STEP (DT) SHOULD BE SMALLER OR EQUAL
           THAN THE STORAGE COEFFICIENT.
     (iii) PEAK FLOW DOES NOT INCLUDE BASEFLOW IF ANY.

--------------------------------------------------------------------------------
--------------------
| RESERVOIR(  2031)|     OVERFLOW IS OFF
| IN= 2---> OUT= 1 |
| DT=  1.0 min     |     OUTFLOW    STORAGE   |  OUTFLOW    STORAGE
--------------------      (cms)     (ha.m.)   |   (cms)     (ha.m.)
                          0.0000     0.0000   |   0.0380      0.0120

                                AREA     QPEAK     TPEAK       R.V.
                                (ha)     (cms)     (hrs)       (mm)
   INFLOW : ID= 2 (  0203)      0.306      0.091      5.93      59.17
   OUTFLOW: ID= 1 (  2031)      0.306      0.023      6.08      58.91

                   PEAK   FLOW   REDUCTION [Qout/Qin](%)= 24.94
                   TIME SHIFT OF PEAK FLOW         (min)=  9.00
                   MAXIMUM  STORAGE   USED       (ha.m.)=  0.0072

--------------------------------------------------------------------------------
--------------------
| CALIB            |
| STANDHYD (  0204)|   Area    (ha)=   0.50
|ID= 1 DT= 1.0 min |   Total Imp(%)=  85.00   Dir. Conn.(%)=  85.00
--------------------
                              IMPERVIOUS    PERVIOUS (i)
     Surface Area     (ha)=       0.42         0.07
     Dep. Storage     (mm)=       1.00         5.00
     Average Slope     (%)=       1.00         2.00
     Length            (m)=      57.56        40.00
```

VO6 Model Output Post-development Condition

Mannings n = 0.013 0.250

NOTE: RAINFALL WAS TRANSFORMED TO 1.0 MIN. TIME STEP.

---- TRANSFORMED HYETOGRAPH ----

TIME hrs	RAIN mm/hr	TIME hrs	RAIN mm/hr	TIME hrs	RAIN mm/hr	TIME hrs	RAIN mm/hr
0.017	1.59	3.017	2.54	6.017	11.45	9.02	2.23
0.033	1.59	3.033	2.55	6.033	11.45	9.03	2.23
0.050	1.59	3.050	2.55	6.050	11.45	9.05	2.23
0.067	1.59	3.067	2.55	6.067	11.45	9.07	2.23
0.083	1.59	3.083	2.55	6.083	11.45	9.08	2.23
0.100	1.59	3.100	2.54	6.100	11.45	9.10	2.23
0.117	1.59	3.117	2.55	6.117	11.45	9.12	2.23
0.133	1.59	3.133	2.55	6.133	11.45	9.13	2.23
0.150	1.59	3.150	2.55	6.150	11.45	9.15	2.23
0.167	1.59	3.167	2.55	6.167	11.45	9.17	2.23
0.183	1.59	3.183	2.54	6.183	11.45	9.18	2.23
0.200	1.59	3.200	2.55	6.200	11.45	9.20	2.23
0.217	1.59	3.217	2.55	6.217	11.45	9.22	2.23
0.233	1.59	3.233	2.55	6.233	11.45	9.23	2.23
0.250	1.59	3.250	2.55	6.250	11.45	9.25	2.23
0.267	1.59	3.267	2.54	6.267	11.45	9.27	2.23
0.283	1.59	3.283	2.55	6.283	11.45	9.28	2.23
0.300	1.59	3.300	2.55	6.300	11.45	9.30	2.23
0.317	1.59	3.317	2.55	6.317	11.45	9.32	2.23
0.333	1.59	3.333	2.55	6.333	11.45	9.33	2.23
0.350	1.59	3.350	2.54	6.350	11.45	9.35	2.23
0.367	1.59	3.367	2.55	6.367	11.45	9.37	2.23
0.383	1.59	3.383	2.55	6.383	11.45	9.38	2.23
0.400	1.59	3.400	2.55	6.400	11.45	9.40	2.23
0.417	1.59	3.417	2.55	6.417	11.45	9.42	2.23
0.433	1.59	3.433	2.54	6.433	11.45	9.43	2.23
0.450	1.59	3.450	2.55	6.450	11.45	9.45	2.23
0.467	1.59	3.467	2.55	6.467	11.45	9.47	2.23
0.483	1.59	3.483	2.55	6.483	11.45	9.48	2.23
0.500	1.59	3.500	2.55	6.500	11.44	9.50	2.23
0.517	1.59	3.517	2.54	6.517	5.09	9.52	2.23
0.533	1.59	3.533	2.55	6.533	5.09	9.53	2.23
0.550	1.59	3.550	2.55	6.550	5.09	9.55	2.23
0.567	1.59	3.567	2.55	6.567	5.09	9.57	2.23
0.583	1.59	3.583	2.55	6.583	5.09	9.58	2.23
0.600	1.59	3.600	2.54	6.600	5.09	9.60	2.23
0.617	1.59	3.617	2.55	6.617	5.09	9.62	2.23
0.633	1.59	3.633	2.55	6.633	5.09	9.63	2.23
0.650	1.59	3.650	2.55	6.650	5.09	9.65	2.23

VO6 Model Output Post-development Condition

0.667	1.59	3.667	2.55	6.667	5.09	9.67	2.23
0.683	1.59	3.683	2.54	6.683	5.09	9.68	2.23
0.700	1.59	3.700	2.55	6.700	5.09	9.70	2.23
0.717	1.59	3.717	2.55	6.717	5.09	9.72	2.23
0.733	1.59	3.733	2.55	6.733	5.09	9.73	2.23
0.750	1.59	3.750	2.55	6.750	5.09	9.75	2.23
0.767	1.59	3.767	2.54	6.767	5.09	9.77	2.23
0.783	1.59	3.783	2.55	6.783	5.09	9.78	2.23
0.800	1.59	3.800	2.55	6.800	5.09	9.80	2.23
0.817	1.59	3.817	2.55	6.817	5.09	9.82	2.23
0.833	1.59	3.833	2.55	6.833	5.09	9.83	2.23
0.850	1.59	3.850	2.54	6.850	5.09	9.85	2.23
0.867	1.59	3.867	2.55	6.867	5.09	9.87	2.23
0.883	1.59	3.883	2.55	6.883	5.09	9.88	2.23
0.900	1.59	3.900	2.55	6.900	5.09	9.90	2.23
0.917	1.59	3.917	2.55	6.917	5.09	9.92	2.23
0.933	1.59	3.933	2.54	6.933	5.09	9.93	2.23
0.950	1.59	3.950	2.55	6.950	5.09	9.95	2.23
0.967	1.59	3.967	2.55	6.967	5.09	9.97	2.23
0.983	1.59	3.983	2.55	6.983	5.09	9.98	2.23
1.000	1.59	4.000	2.55	7.000	5.09	10.00	2.22
1.017	1.59	4.017	3.82	7.017	5.09	10.02	1.27
1.033	1.59	4.033	3.82	7.033	5.09	10.03	1.27
1.050	1.59	4.050	3.82	7.050	5.09	10.05	1.27
1.067	1.59	4.067	3.82	7.067	5.09	10.07	1.27
1.083	1.59	4.083	3.82	7.083	5.09	10.08	1.27
1.100	1.59	4.100	3.82	7.100	5.09	10.10	1.27
1.117	1.59	4.117	3.82	7.117	5.09	10.12	1.27
1.133	1.59	4.133	3.82	7.133	5.09	10.13	1.27
1.150	1.59	4.150	3.82	7.150	5.09	10.15	1.27
1.167	1.59	4.167	3.82	7.167	5.09	10.17	1.27
1.183	1.59	4.183	3.82	7.183	5.09	10.18	1.27
1.200	1.59	4.200	3.82	7.200	5.09	10.20	1.27
1.217	1.59	4.217	3.82	7.217	5.09	10.22	1.27
1.233	1.59	4.233	3.82	7.233	5.09	10.23	1.27
1.250	1.59	4.250	3.82	7.250	5.09	10.25	1.27
1.267	1.59	4.267	3.82	7.267	5.09	10.27	1.27
1.283	1.59	4.283	3.82	7.283	5.09	10.28	1.27
1.300	1.59	4.300	3.82	7.300	5.09	10.30	1.27
1.317	1.59	4.317	3.82	7.317	5.09	10.32	1.27
1.333	1.59	4.333	3.82	7.333	5.09	10.33	1.27
1.350	1.59	4.350	3.82	7.350	5.09	10.35	1.27
1.367	1.59	4.367	3.82	7.367	5.09	10.37	1.27
1.383	1.59	4.383	3.82	7.383	5.09	10.38	1.27
1.400	1.59	4.400	3.82	7.400	5.09	10.40	1.27
1.417	1.59	4.417	3.82	7.417	5.09	10.42	1.27
1.433	1.59	4.433	3.82	7.433	5.09	10.43	1.27

VO6 Model Output Post-development Condition

1.450	1.59	4.450	3.82	7.450	5.09	10.45	1.27
1.467	1.59	4.467	3.82	7.467	5.09	10.47	1.27
1.483	1.59	4.483	3.82	7.483	5.09	10.48	1.27
1.500	1.59	4.500	3.82	7.500	5.09	10.50	1.27
1.517	1.59	4.517	5.09	7.517	3.82	10.52	1.27
1.533	1.59	4.533	5.09	7.533	3.82	10.53	1.27
1.550	1.59	4.550	5.09	7.550	3.82	10.55	1.27
1.567	1.59	4.567	5.09	7.567	3.82	10.57	1.27
1.583	1.59	4.583	5.09	7.583	3.82	10.58	1.27
1.600	1.59	4.600	5.09	7.600	3.82	10.60	1.27
1.617	1.59	4.617	5.09	7.617	3.82	10.62	1.27
1.633	1.59	4.633	5.09	7.633	3.82	10.63	1.27
1.650	1.59	4.650	5.09	7.650	3.82	10.65	1.27
1.667	1.59	4.667	5.09	7.667	3.82	10.67	1.27
1.683	1.59	4.683	5.09	7.683	3.82	10.68	1.27
1.700	1.59	4.700	5.09	7.700	3.82	10.70	1.27
1.717	1.59	4.717	5.09	7.717	3.82	10.72	1.27
1.733	1.59	4.733	5.09	7.733	3.82	10.73	1.27
1.750	1.59	4.750	5.09	7.750	3.82	10.75	1.27
1.767	1.59	4.767	5.09	7.767	3.82	10.77	1.27
1.783	1.59	4.783	5.09	7.783	3.82	10.78	1.27
1.800	1.59	4.800	5.09	7.800	3.82	10.80	1.27
1.817	1.59	4.817	5.09	7.817	3.82	10.82	1.27
1.833	1.59	4.833	5.09	7.833	3.82	10.83	1.27
1.850	1.59	4.850	5.09	7.850	3.82	10.85	1.27
1.867	1.59	4.867	5.09	7.867	3.82	10.87	1.27
1.883	1.59	4.883	5.09	7.883	3.82	10.88	1.27
1.900	1.59	4.900	5.09	7.900	3.82	10.90	1.27
1.917	1.59	4.917	5.09	7.917	3.82	10.92	1.27
1.933	1.59	4.933	5.09	7.933	3.82	10.93	1.27
1.950	1.59	4.950	5.09	7.950	3.82	10.95	1.27
1.967	1.59	4.967	5.09	7.967	3.82	10.97	1.27
1.983	1.59	4.983	5.09	7.983	3.82	10.98	1.27
2.000	1.59	5.000	5.09	8.000	3.81	11.00	1.27
2.017	1.91	5.017	7.63	8.017	2.23	11.02	1.27
2.033	1.91	5.033	7.63	8.033	2.23	11.03	1.27
2.050	1.91	5.050	7.63	8.050	2.23	11.05	1.27
2.067	1.91	5.067	7.63	8.067	2.23	11.07	1.27
2.083	1.91	5.083	7.63	8.083	2.23	11.08	1.27
2.100	1.91	5.100	7.63	8.100	2.23	11.10	1.27
2.117	1.91	5.117	7.63	8.117	2.23	11.12	1.27
2.133	1.91	5.133	7.63	8.133	2.23	11.13	1.27
2.150	1.91	5.150	7.63	8.150	2.23	11.15	1.27
2.167	1.91	5.167	7.63	8.167	2.23	11.17	1.27
2.183	1.91	5.183	7.63	8.183	2.23	11.18	1.27
2.200	1.91	5.200	7.63	8.200	2.23	11.20	1.27
2.217	1.91	5.217	7.63	8.217	2.23	11.22	1.27

VO6 Model Output Post-development Condition

2.233	1.91	5.233	7.63	8.233	2.23	11.23	1.27
2.250	1.91	5.250	7.63	8.250	2.23	11.25	1.27
2.267	1.91	5.267	7.63	8.267	2.23	11.27	1.27
2.283	1.91	5.283	7.63	8.283	2.23	11.28	1.27
2.300	1.91	5.300	7.63	8.300	2.23	11.30	1.27
2.317	1.91	5.317	7.63	8.317	2.23	11.32	1.27
2.333	1.91	5.333	7.63	8.333	2.23	11.33	1.27
2.350	1.91	5.350	7.63	8.350	2.23	11.35	1.27
2.367	1.91	5.367	7.63	8.367	2.23	11.37	1.27
2.383	1.91	5.383	7.63	8.383	2.23	11.38	1.27
2.400	1.91	5.400	7.63	8.400	2.23	11.40	1.27
2.417	1.91	5.417	7.63	8.417	2.23	11.42	1.27
2.433	1.91	5.433	7.63	8.433	2.23	11.43	1.27
2.450	1.91	5.450	7.63	8.450	2.23	11.45	1.27
2.467	1.91	5.467	7.63	8.467	2.23	11.47	1.27
2.483	1.91	5.483	7.63	8.483	2.23	11.48	1.27
2.500	1.91	5.500	7.66	8.500	2.23	11.50	1.27
2.517	1.91	5.517	30.53	8.517	2.23	11.52	1.27
2.533	1.91	5.533	30.53	8.533	2.23	11.53	1.27
2.550	1.91	5.550	30.53	8.550	2.23	11.55	1.27
2.567	1.91	5.567	30.53	8.567	2.23	11.57	1.27
2.583	1.91	5.583	30.53	8.583	2.23	11.58	1.27
2.600	1.91	5.600	30.53	8.600	2.23	11.60	1.27
2.617	1.91	5.617	30.53	8.617	2.23	11.62	1.27
2.633	1.91	5.633	30.53	8.633	2.23	11.63	1.27
2.650	1.91	5.650	30.53	8.650	2.23	11.65	1.27
2.667	1.91	5.667	30.53	8.667	2.23	11.67	1.27
2.683	1.91	5.683	30.53	8.683	2.23	11.68	1.27
2.700	1.91	5.700	30.53	8.700	2.23	11.70	1.27
2.717	1.91	5.717	30.53	8.717	2.23	11.72	1.27
2.733	1.91	5.733	30.53	8.733	2.23	11.73	1.27
2.750	1.91	5.750	30.59	8.750	2.23	11.75	1.27
2.767	1.91	5.767	72.72	8.767	2.23	11.77	1.27
2.783	1.91	5.783	72.72	8.783	2.23	11.78	1.27
2.800	1.91	5.800	72.72	8.800	2.23	11.80	1.27
2.817	1.91	5.817	72.72	8.817	2.23	11.82	1.27
2.833	1.91	5.833	72.79	8.833	2.23	11.83	1.27
2.850	1.91	5.850	126.61	8.850	2.23	11.85	1.27
2.867	1.91	5.867	126.61	8.867	2.23	11.87	1.27
2.883	1.91	5.883	126.61	8.883	2.23	11.88	1.27
2.900	1.91	5.900	126.61	8.900	2.23	11.90	1.27
2.917	1.91	5.917	126.52	8.917	2.23	11.92	1.27
2.933	1.91	5.933	52.58	8.933	2.23	11.93	1.27
2.950	1.91	5.950	52.58	8.950	2.23	11.95	1.27
2.967	1.91	5.967	52.58	8.967	2.23	11.97	1.27
2.983	1.91	5.983	52.58	8.983	2.23	11.98	1.27
3.000	1.91	6.000	52.52	9.000	2.23	12.00	1.27

```
     Max.Eff.Inten.(mm/hr)=     126.59        64.90
                over (min)        5.00         5.00
     Storage Coeff.  (min)=       1.67 (ii)    4.88 (ii)
     Unit Hyd. Tpeak (min)=       5.00         5.00
     Unit Hyd. peak  (cms)=       0.40         0.23
                                                          *TOTALS*
     PEAK FLOW       (cms)=       0.13         0.01          0.146 (iii)
     TIME TO PEAK    (hrs)=       5.93         5.97           5.93
     RUNOFF VOLUME    (mm)=      63.25        36.11          59.17
     TOTAL RAINFALL   (mm)=      64.25        64.25          64.25
     RUNOFF COEFFICIENT   =       0.98         0.56           0.92


       (i) CN PROCEDURE SELECTED FOR PERVIOUS LOSSES:
            CN*  =  87.0    Ia = Dep. Storage  (Above)
      (ii) TIME STEP (DT) SHOULD BE SMALLER OR EQUAL
           THAN THE STORAGE COEFFICIENT.
     (iii) PEAK FLOW DOES NOT INCLUDE BASEFLOW IF ANY.

--------------------------------------------------------------------------------
--------------------
| RESERVOIR(  2041)|     OVERFLOW IS OFF
| IN= 2---> OUT= 1 |
| DT=  1.0 min     |     OUTFLOW    STORAGE   |  OUTFLOW    STORAGE
--------------------      (cms)     (ha.m.)   |   (cms)     (ha.m.)
                          0.0000     0.0000   |   0.0610      0.0190

                                AREA     QPEAK     TPEAK       R.V.
                                (ha)     (cms)     (hrs)       (mm)
   INFLOW : ID= 2 (  0204)      0.497      0.146      5.93      59.17
   OUTFLOW: ID= 1 (  2041)      0.497      0.037      6.08      59.01

                   PEAK   FLOW   REDUCTION [Qout/Qin](%)= 25.51
                   TIME SHIFT OF PEAK FLOW         (min)=  9.00
                   MAXIMUM  STORAGE   USED       (ha.m.)=  0.0116

--------------------------------------------------------------------------------


--------------------
| ADD HYD  (  1010)|
|   1 +  2 =  3    |         AREA    QPEAK    TPEAK     R.V.
--------------------         (ha)    (cms)    (hrs)     (mm)
        ID1= 1 (  1060):     1.66   0.234     5.95    54.59
      + ID2= 2 (  2031):     0.31   0.023     6.08    58.91
        ====================================================
        ID = 3 (  1010):     1.97   0.252     5.95    55.26
```

```
     NOTE:  PEAK FLOWS DO NOT INCLUDE BASEFLOWS IF ANY.
--------------------------------------------------------------------------------

--------------------
| ADD HYD  (  1010)|
|   3 +  2 =  1    |         AREA    QPEAK    TPEAK     R.V.
--------------------         (ha)    (cms)    (hrs)     (mm)
        ID1= 3 (  1010):     1.97   0.252     5.95    55.26
      + ID2= 2 (  2041):     0.50   0.037     6.08    59.01
        ====================================================
        ID = 1 (  1010):     2.47   0.282     5.95    56.01

     NOTE:  PEAK FLOWS DO NOT INCLUDE BASEFLOWS IF ANY.
--------------------------------------------------------------------------------

--------------------
| ADD HYD  (  1010)|
|   1 +  2 =  3    |         AREA    QPEAK    TPEAK     R.V.
--------------------         (ha)    (cms)    (hrs)     (mm)
        ID1= 1 (  1010):     2.47   0.282     5.95    56.01
      + ID2= 2 (  0209):     0.38   0.101     5.93    55.10
        ====================================================
        ID = 3 (  1010):     2.85   0.382     5.95    55.89

     NOTE:  PEAK FLOWS DO NOT INCLUDE BASEFLOWS IF ANY.
--------------------------------------------------------------------------------

--------------------
| ADD HYD  (  1010)|
|   3 +  2 =  1    |         AREA    QPEAK    TPEAK     R.V.
--------------------         (ha)    (cms)    (hrs)     (mm)
        ID1= 3 (  1010):     2.85   0.382     5.95    55.89
      + ID2= 2 (  2152):     0.11   0.021     5.85    59.16
        ====================================================
        ID = 1 (  1010):     2.96   0.403     5.95    56.01

     NOTE:  PEAK FLOWS DO NOT INCLUDE BASEFLOWS IF ANY.
--------------------------------------------------------------------------------
--------------------
| RESERVOIR( 10101)|     OVERFLOW IS ON
| IN= 2---> OUT= 1 |
| DT=  1.0 min     |     OUTFLOW    STORAGE   |  OUTFLOW    STORAGE
--------------------      (cms)     (ha.m.)   |   (cms)     (ha.m.)
                          0.0000     0.0000   |   0.3210      0.0075

                                AREA     QPEAK     TPEAK       R.V.
```

```
                    VO6 Model Output Post-development Condition
                                  (ha)     (cms)     (hrs)       (mm)
   INFLOW : ID= 2 (  1010)      2.963      0.403      5.95      56.01
   OUTFLOW: ID= 1 ( 10101)      2.963      0.321      5.97      55.61
   OVERFLOW:ID= 3 (  0003)      0.000      0.074      5.97       0.00

                   TOTAL NUMBER OF SIMULATION OVERFLOW  =     0
                   CUMULATIVE TIME OF OVERFLOW  (HOURS) =  0.00
                   PERCENTAGE OF TIME OVERFLOWING   (%) =  0.00

                   PEAK   FLOW   REDUCTION [Qout/Qin](%)= 79.73
                   TIME SHIFT OF PEAK FLOW         (min)=  1.00
                   MAXIMUM  STORAGE   USED       (ha.m.)=  0.0075

--------------------------------------------------------------------------------
--------------------
| SHIFT HYD(  2002)|
| IN= 2---> OUT= 1 |
| SHIFT=  1.0 min  |      AREA     QPEAK     TPEAK      R.V.
--------------------      (ha)     (cms)     (hrs)      (mm)
          ID= 2 ( 10101):    0.00     0.07      5.97      0.00
    SHIFT ID= 1 (  2002):    0.00     0.07      5.98      0.00

--------------------------------------------------------------------------------
--------------------
| SHIFT HYD(  2001)|
| IN= 2---> OUT= 1 |
| SHIFT=  1.0 min  |      AREA     QPEAK     TPEAK      R.V.
--------------------      (ha)     (cms)     (hrs)      (mm)
          ID= 2 ( 10101):    2.96     0.32      5.97     55.61
    SHIFT ID= 1 (  2001):    2.96     0.32      5.98     55.61

--------------------------------------------------------------------------------

--------------------
| ADD HYD  (  2000)|
|   1 +  2 =  3    |         AREA    QPEAK    TPEAK     R.V.
--------------------         (ha)    (cms)    (hrs)     (mm)
*** W A R N I N G :  HYDROGRAPH   0003 = HYDROGRAPH 0001
        ID1= 1 (  2001):     2.96   0.321     5.98    55.61
      + ID2= 2 (  2002):     0.00   0.074     5.98     0.00
        ====================================================
        ID = 3 (  2000):     2.96   0.395     5.98    56.01

     NOTE:  PEAK FLOWS DO NOT INCLUDE BASEFLOWS IF ANY.
--------------------------------------------------------------------------------
================================================================================
========================
```

```
       V    V   I    SSSSS  U   U    A    L              (v 6.1.2003)
       V    V   I    SS     U   U   A A   L
        V  V    I     SS    U   U  AAAAA  L
        V  V    I      SS   U   U  A   A  L
         VV     I    SSSSS  UUUUU  A   A  LLLLL

        OOO   TTTTT  TTTTT  H   H  Y   Y  M   M   OOO    TM
       O   O    T      T    H   H   Y Y   MM MM  O   O
       O   O    T      T    H   H    Y    M   M  O   O
        OOO     T      T    H   H    Y    M   M   OOO
Developed and Distributed by Smart City Water Inc
Copyright 2007 - 2020 Smart City Water Inc
All rights reserved.


                  *****  D E T A I L E D   O U T P U T *****


  Input   filename: C:\Program Files (x86)\Visual OTTHYMO 6.1\VO2\voin.dat

  Output  filename:
C:\Users\rkazemi\AppData\Local\Civica\VH5\07828278-883c-48e2-8028-0ef9546d84d4\e511
26a3-982d-4c31-bbfa-adc5c652432d\scen
  Summary filename:
C:\Users\rkazemi\AppData\Local\Civica\VH5\07828278-883c-48e2-8028-0ef9546d84d4\e511
26a3-982d-4c31-bbfa-adc5c652432d\scen


DATE: 06-28-2021                          TIME: 04:03:17

USER:



COMMENTS: ____________________________________________________________


--------------------------------------------------------------------------------
------------------------
  ************************************************
  ** SIMULATION : Run 04                        **
  ************************************************


--------------------
|    READ STORM    |    Filename: C:\Users\rkazemi\AppD
```

VO6 Model Output Post-development Condition

```
|                    |              ata\Local\Temp\
|                    |              16afdde5-97dd-423f-a260-51674efa6fb9\0c337781
| Ptotal= 75.04 mm |    Comments: 25-Year SCS-II Storm City of Toronto_New
--------------------
```

TIME hrs	RAIN mm/hr	TIME hrs	RAIN mm/hr	TIME hrs	RAIN mm/hr	TIME hrs	RAIN mm/hr
0.08	1.86	3.08	2.97	6.08	13.37	9.08	2.60
0.17	1.86	3.17	2.97	6.17	13.37	9.17	2.60
0.25	1.86	3.25	2.97	6.25	13.37	9.25	2.60
0.33	1.86	3.33	2.97	6.33	13.37	9.33	2.60
0.42	1.86	3.42	2.97	6.42	13.37	9.42	2.60
0.50	1.86	3.50	2.97	6.50	13.37	9.50	2.60
0.58	1.86	3.58	2.97	6.58	5.94	9.58	2.60
0.67	1.86	3.67	2.97	6.67	5.94	9.67	2.60
0.75	1.86	3.75	2.97	6.75	5.94	9.75	2.60
0.83	1.86	3.83	2.97	6.83	5.94	9.83	2.60
0.92	1.86	3.92	2.97	6.92	5.94	9.92	2.60
1.00	1.86	4.00	2.97	7.00	5.94	10.00	2.60
1.08	1.86	4.08	4.46	7.08	5.94	10.08	1.49
1.17	1.86	4.17	4.46	7.17	5.94	10.17	1.49
1.25	1.86	4.25	4.46	7.25	5.94	10.25	1.49
1.33	1.86	4.33	4.46	7.33	5.94	10.33	1.49
1.42	1.86	4.42	4.46	7.42	5.94	10.42	1.49
1.50	1.86	4.50	4.46	7.50	5.94	10.50	1.49
1.58	1.86	4.58	5.94	7.58	4.46	10.58	1.49
1.67	1.86	4.67	5.94	7.67	4.46	10.67	1.49
1.75	1.86	4.75	5.94	7.75	4.46	10.75	1.49
1.83	1.86	4.83	5.94	7.83	4.46	10.83	1.49
1.92	1.86	4.92	5.94	7.92	4.46	10.92	1.49
2.00	1.86	5.00	5.94	8.00	4.46	11.00	1.49
2.08	2.23	5.08	8.92	8.08	2.60	11.08	1.49
2.17	2.23	5.17	8.92	8.17	2.60	11.17	1.49
2.25	2.23	5.25	8.92	8.25	2.60	11.25	1.49
2.33	2.23	5.33	8.92	8.33	2.60	11.33	1.49
2.42	2.23	5.42	8.92	8.42	2.60	11.42	1.49
2.50	2.23	5.50	8.92	8.50	2.60	11.50	1.49
2.58	2.23	5.58	35.66	8.58	2.60	11.58	1.49
2.67	2.23	5.67	35.66	8.67	2.60	11.67	1.49
2.75	2.23	5.75	35.66	8.75	2.60	11.75	1.49
2.83	2.23	5.83	84.93	8.83	2.60	11.83	1.49
2.92	2.23	5.92	147.88	8.92	2.60	11.92	1.49
3.00	2.23	6.00	61.41	9.00	2.60	12.00	1.49

```
--------------------
| CALIB            |
```

VO6 Model Output Post-development Condition

```
| STANDHYD (  0214)|   Area    (ha)=   0.08
|ID= 1 DT= 1.0 min |   Total Imp(%)=  93.00   Dir. Conn.(%)=  93.00
--------------------
                              IMPERVIOUS    PERVIOUS (i)
     Surface Area     (ha)=       0.07         0.01
     Dep. Storage     (mm)=       1.00         5.00
     Average Slope     (%)=       1.00         2.00
     Length            (m)=      23.09        40.00
     Mannings n           =      0.013        0.250

         NOTE:  RAINFALL WAS TRANSFORMED TO   1.0 MIN. TIME STEP.
```

---- TRANSFORMED HYETOGRAPH ----

TIME hrs	RAIN mm/hr	TIME hrs	RAIN mm/hr	TIME hrs	RAIN mm/hr	TIME hrs	RAIN mm/hr
0.017	1.86	3.017	2.97	6.017	13.37	9.02	2.60
0.033	1.86	3.033	2.97	6.033	13.37	9.03	2.60
0.050	1.86	3.050	2.97	6.050	13.37	9.05	2.60
0.067	1.86	3.067	2.97	6.067	13.37	9.07	2.60
0.083	1.86	3.083	2.97	6.083	13.37	9.08	2.60
0.100	1.86	3.100	2.97	6.100	13.37	9.10	2.60
0.117	1.86	3.117	2.97	6.117	13.37	9.12	2.60
0.133	1.86	3.133	2.97	6.133	13.37	9.13	2.60
0.150	1.86	3.150	2.97	6.150	13.37	9.15	2.60
0.167	1.86	3.167	2.97	6.167	13.37	9.17	2.60
0.183	1.86	3.183	2.97	6.183	13.37	9.18	2.60
0.200	1.86	3.200	2.97	6.200	13.37	9.20	2.60
0.217	1.86	3.217	2.97	6.217	13.37	9.22	2.60
0.233	1.86	3.233	2.97	6.233	13.37	9.23	2.60
0.250	1.86	3.250	2.97	6.250	13.37	9.25	2.60
0.267	1.86	3.267	2.97	6.267	13.37	9.27	2.60
0.283	1.86	3.283	2.97	6.283	13.37	9.28	2.60
0.300	1.86	3.300	2.97	6.300	13.37	9.30	2.60
0.317	1.86	3.317	2.97	6.317	13.37	9.32	2.60
0.333	1.86	3.333	2.97	6.333	13.37	9.33	2.60
0.350	1.86	3.350	2.97	6.350	13.37	9.35	2.60
0.367	1.86	3.367	2.97	6.367	13.37	9.37	2.60
0.383	1.86	3.383	2.97	6.383	13.37	9.38	2.60
0.400	1.86	3.400	2.97	6.400	13.37	9.40	2.60
0.417	1.86	3.417	2.97	6.417	13.37	9.42	2.60
0.433	1.86	3.433	2.97	6.433	13.37	9.43	2.60
0.450	1.86	3.450	2.97	6.450	13.37	9.45	2.60
0.467	1.86	3.467	2.97	6.467	13.37	9.47	2.60
0.483	1.86	3.483	2.97	6.483	13.37	9.48	2.60
0.500	1.86	3.500	2.97	6.500	13.36	9.50	2.60
0.517	1.86	3.517	2.97	6.517	5.94	9.52	2.60

VO6 Model Output Post-development Condition

0.533	1.86	3.533	2.97	6.533	5.94	9.53	2.60
0.550	1.86	3.550	2.97	6.550	5.94	9.55	2.60
0.567	1.86	3.567	2.97	6.567	5.94	9.57	2.60
0.583	1.86	3.583	2.97	6.583	5.94	9.58	2.60
0.600	1.86	3.600	2.97	6.600	5.94	9.60	2.60
0.617	1.86	3.617	2.97	6.617	5.94	9.62	2.60
0.633	1.86	3.633	2.97	6.633	5.94	9.63	2.60
0.650	1.86	3.650	2.97	6.650	5.94	9.65	2.60
0.667	1.86	3.667	2.97	6.667	5.94	9.67	2.60
0.683	1.86	3.683	2.97	6.683	5.94	9.68	2.60
0.700	1.86	3.700	2.97	6.700	5.94	9.70	2.60
0.717	1.86	3.717	2.97	6.717	5.94	9.72	2.60
0.733	1.86	3.733	2.97	6.733	5.94	9.73	2.60
0.750	1.86	3.750	2.97	6.750	5.94	9.75	2.60
0.767	1.86	3.767	2.97	6.767	5.94	9.77	2.60
0.783	1.86	3.783	2.97	6.783	5.94	9.78	2.60
0.800	1.86	3.800	2.97	6.800	5.94	9.80	2.60
0.817	1.86	3.817	2.97	6.817	5.94	9.82	2.60
0.833	1.86	3.833	2.97	6.833	5.94	9.83	2.60
0.850	1.86	3.850	2.97	6.850	5.94	9.85	2.60
0.867	1.86	3.867	2.97	6.867	5.94	9.87	2.60
0.883	1.86	3.883	2.97	6.883	5.94	9.88	2.60
0.900	1.86	3.900	2.97	6.900	5.94	9.90	2.60
0.917	1.86	3.917	2.97	6.917	5.94	9.92	2.60
0.933	1.86	3.933	2.97	6.933	5.94	9.93	2.60
0.950	1.86	3.950	2.97	6.950	5.94	9.95	2.60
0.967	1.86	3.967	2.97	6.967	5.94	9.97	2.60
0.983	1.86	3.983	2.97	6.983	5.94	9.98	2.60
1.000	1.86	4.000	2.97	7.000	5.94	10.00	2.60
1.017	1.86	4.017	4.46	7.017	5.94	10.02	1.49
1.033	1.86	4.033	4.46	7.033	5.94	10.03	1.49
1.050	1.86	4.050	4.46	7.050	5.94	10.05	1.49
1.067	1.86	4.067	4.46	7.067	5.94	10.07	1.49
1.083	1.86	4.083	4.46	7.083	5.94	10.08	1.49
1.100	1.86	4.100	4.46	7.100	5.94	10.10	1.49
1.117	1.86	4.117	4.46	7.117	5.94	10.12	1.49
1.133	1.86	4.133	4.46	7.133	5.94	10.13	1.49
1.150	1.86	4.150	4.46	7.150	5.94	10.15	1.49
1.167	1.86	4.167	4.46	7.167	5.94	10.17	1.49
1.183	1.86	4.183	4.46	7.183	5.94	10.18	1.49
1.200	1.86	4.200	4.46	7.200	5.94	10.20	1.49
1.217	1.86	4.217	4.46	7.217	5.94	10.22	1.49
1.233	1.86	4.233	4.46	7.233	5.94	10.23	1.49
1.250	1.86	4.250	4.46	7.250	5.94	10.25	1.49
1.267	1.86	4.267	4.46	7.267	5.94	10.27	1.49
1.283	1.86	4.283	4.46	7.283	5.94	10.28	1.49
1.300	1.86	4.300	4.46	7.300	5.94	10.30	1.49

VO6 Model Output Post-development Condition

1.317	1.86	4.317	4.46	7.317	5.94	10.32	1.49
1.333	1.86	4.333	4.46	7.333	5.94	10.33	1.49
1.350	1.86	4.350	4.46	7.350	5.94	10.35	1.49
1.367	1.86	4.367	4.46	7.367	5.94	10.37	1.49
1.383	1.86	4.383	4.46	7.383	5.94	10.38	1.49
1.400	1.86	4.400	4.46	7.400	5.94	10.40	1.49
1.417	1.86	4.417	4.46	7.417	5.94	10.42	1.49
1.433	1.86	4.433	4.46	7.433	5.94	10.43	1.49
1.450	1.86	4.450	4.46	7.450	5.94	10.45	1.49
1.467	1.86	4.467	4.46	7.467	5.94	10.47	1.49
1.483	1.86	4.483	4.46	7.483	5.94	10.48	1.49
1.500	1.86	4.500	4.46	7.500	5.94	10.50	1.49
1.517	1.86	4.517	5.94	7.517	4.46	10.52	1.49
1.533	1.86	4.533	5.94	7.533	4.46	10.53	1.49
1.550	1.86	4.550	5.94	7.550	4.46	10.55	1.49
1.567	1.86	4.567	5.94	7.567	4.46	10.57	1.49
1.583	1.86	4.583	5.94	7.583	4.46	10.58	1.49
1.600	1.86	4.600	5.94	7.600	4.46	10.60	1.49
1.617	1.86	4.617	5.94	7.617	4.46	10.62	1.49
1.633	1.86	4.633	5.94	7.633	4.46	10.63	1.49
1.650	1.86	4.650	5.94	7.650	4.46	10.65	1.49
1.667	1.86	4.667	5.94	7.667	4.46	10.67	1.49
1.683	1.86	4.683	5.94	7.683	4.46	10.68	1.49
1.700	1.86	4.700	5.94	7.700	4.46	10.70	1.49
1.717	1.86	4.717	5.94	7.717	4.46	10.72	1.49
1.733	1.86	4.733	5.94	7.733	4.46	10.73	1.49
1.750	1.86	4.750	5.94	7.750	4.46	10.75	1.49
1.767	1.86	4.767	5.94	7.767	4.46	10.77	1.49
1.783	1.86	4.783	5.94	7.783	4.46	10.78	1.49
1.800	1.86	4.800	5.94	7.800	4.46	10.80	1.49
1.817	1.86	4.817	5.94	7.817	4.46	10.82	1.49
1.833	1.86	4.833	5.94	7.833	4.46	10.83	1.49
1.850	1.86	4.850	5.94	7.850	4.46	10.85	1.49
1.867	1.86	4.867	5.94	7.867	4.46	10.87	1.49
1.883	1.86	4.883	5.94	7.883	4.46	10.88	1.49
1.900	1.86	4.900	5.94	7.900	4.46	10.90	1.49
1.917	1.86	4.917	5.94	7.917	4.46	10.92	1.49
1.933	1.86	4.933	5.94	7.933	4.46	10.93	1.49
1.950	1.86	4.950	5.94	7.950	4.46	10.95	1.49
1.967	1.86	4.967	5.94	7.967	4.46	10.97	1.49
1.983	1.86	4.983	5.94	7.983	4.46	10.98	1.49
2.000	1.86	5.000	5.95	8.000	4.45	11.00	1.49
2.017	2.23	5.017	8.92	8.017	2.60	11.02	1.49
2.033	2.23	5.033	8.92	8.033	2.60	11.03	1.49
2.050	2.23	5.050	8.92	8.050	2.60	11.05	1.49
2.067	2.23	5.067	8.92	8.067	2.60	11.07	1.49
2.083	2.23	5.083	8.92	8.083	2.60	11.08	1.49

VO6 Model Output Post-development Condition

2.100	2.23	5.100	8.92	8.100	2.60	11.10	1.49
2.117	2.23	5.117	8.92	8.117	2.60	11.12	1.49
2.133	2.23	5.133	8.92	8.133	2.60	11.13	1.49
2.150	2.23	5.150	8.92	8.150	2.60	11.15	1.49
2.167	2.23	5.167	8.92	8.167	2.60	11.17	1.49
2.183	2.23	5.183	8.92	8.183	2.60	11.18	1.49
2.200	2.23	5.200	8.92	8.200	2.60	11.20	1.49
2.217	2.23	5.217	8.92	8.217	2.60	11.22	1.49
2.233	2.23	5.233	8.92	8.233	2.60	11.23	1.49
2.250	2.23	5.250	8.92	8.250	2.60	11.25	1.49
2.267	2.23	5.267	8.92	8.267	2.60	11.27	1.49
2.283	2.23	5.283	8.92	8.283	2.60	11.28	1.49
2.300	2.23	5.300	8.92	8.300	2.60	11.30	1.49
2.317	2.23	5.317	8.92	8.317	2.60	11.32	1.49
2.333	2.23	5.333	8.92	8.333	2.60	11.33	1.49
2.350	2.23	5.350	8.92	8.350	2.60	11.35	1.49
2.367	2.23	5.367	8.92	8.367	2.60	11.37	1.49
2.383	2.23	5.383	8.92	8.383	2.60	11.38	1.49
2.400	2.23	5.400	8.92	8.400	2.60	11.40	1.49
2.417	2.23	5.417	8.92	8.417	2.60	11.42	1.49
2.433	2.23	5.433	8.92	8.433	2.60	11.43	1.49
2.450	2.23	5.450	8.92	8.450	2.60	11.45	1.49
2.467	2.23	5.467	8.92	8.467	2.60	11.47	1.49
2.483	2.23	5.483	8.92	8.483	2.60	11.48	1.49
2.500	2.23	5.500	8.94	8.500	2.60	11.50	1.49
2.517	2.23	5.517	35.66	8.517	2.60	11.52	1.49
2.533	2.23	5.533	35.66	8.533	2.60	11.53	1.49
2.550	2.23	5.550	35.66	8.550	2.60	11.55	1.49
2.567	2.23	5.567	35.66	8.567	2.60	11.57	1.49
2.583	2.23	5.583	35.66	8.583	2.60	11.58	1.49
2.600	2.23	5.600	35.66	8.600	2.60	11.60	1.49
2.617	2.23	5.617	35.66	8.617	2.60	11.62	1.49
2.633	2.23	5.633	35.66	8.633	2.60	11.63	1.49
2.650	2.23	5.650	35.66	8.650	2.60	11.65	1.49
2.667	2.23	5.667	35.66	8.667	2.60	11.67	1.49
2.683	2.23	5.683	35.66	8.683	2.60	11.68	1.49
2.700	2.23	5.700	35.66	8.700	2.60	11.70	1.49
2.717	2.23	5.717	35.66	8.717	2.60	11.72	1.49
2.733	2.23	5.733	35.66	8.733	2.60	11.73	1.49
2.750	2.23	5.750	35.72	8.750	2.60	11.75	1.49
2.767	2.23	5.767	84.93	8.767	2.60	11.77	1.49
2.783	2.23	5.783	84.93	8.783	2.60	11.78	1.49
2.800	2.23	5.800	84.93	8.800	2.60	11.80	1.49
2.817	2.23	5.817	84.93	8.817	2.60	11.82	1.49
2.833	2.23	5.833	85.01	8.833	2.60	11.83	1.49
2.850	2.23	5.850	147.88	8.850	2.60	11.85	1.49
2.867	2.23	5.867	147.88	8.867	2.60	11.87	1.49

VO6 Model Output Post-development Condition

```
                2.883    2.23 | 5.883  147.88 | 8.883    2.60 | 11.88    1.49
                2.900    2.23 | 5.900  147.88 | 8.900    2.60 | 11.90    1.49
                2.917    2.23 | 5.917  147.77 | 8.917    2.60 | 11.92    1.49
                2.933    2.23 | 5.933   61.41 | 8.933    2.60 | 11.93    1.49
                2.950    2.23 | 5.950   61.41 | 8.950    2.60 | 11.95    1.49
                2.967    2.23 | 5.967   61.41 | 8.967    2.60 | 11.97    1.49
                2.983    2.23 | 5.983   61.41 | 8.983    2.60 | 11.98    1.49
                3.000    2.23 | 6.000   61.34 | 9.000    2.60 | 12.00    1.49

     Max.Eff.Inten.(mm/hr)=     147.86        81.66
                over (min)        5.00         4.00
     Storage Coeff.  (min)=       0.91 (ii)    3.05 (ii)
     Unit Hyd. Tpeak (min)=       5.00         4.00
     Unit Hyd. peak  (cms)=       0.49         0.33
                                                          *TOTALS*
     PEAK FLOW       (cms)=       0.03         0.00          0.030 (iii)
     TIME TO PEAK    (hrs)=       5.93         5.93           5.93
     RUNOFF VOLUME    (mm)=      74.04        45.43          72.03
     TOTAL RAINFALL   (mm)=      75.04        75.04          75.04
     RUNOFF COEFFICIENT   =       0.99         0.61           0.96


       (i) CN PROCEDURE SELECTED FOR PERVIOUS LOSSES:
            CN*  =  87.0    Ia = Dep. Storage  (Above)
      (ii) TIME STEP (DT) SHOULD BE SMALLER OR EQUAL
           THAN THE STORAGE COEFFICIENT.
     (iii) PEAK FLOW DOES NOT INCLUDE BASEFLOW IF ANY.

--------------------------------------------------------------------------------
--------------------
| DUHYD    (  2142)|
| Inlet Cap.= 0.015|
| #of Inlets=     1|
| Total(cms)=   0.0|      AREA     QPEAK     TPEAK    R.V.
--------------------      (ha)     (cms)     (hrs)    (mm)
     TOTAL HYD.(ID= 1):   0.08      0.03      5.93   72.03
     ====================================================
     MAJOR SYS.(ID= 2):   0.01      0.02      5.93   72.03
     MINOR SYS.(ID= 3):   0.07      0.01      5.83   72.03

     NOTE:  PEAK FLOWS DO NOT INCLUDE BASEFLOWS IF ANY.

--------------------------------------------------------------------------------
--------------------
| CALIB            |
| STANDHYD (  0215)|   Area    (ha)=   0.12
```

VO6 Model Output Post-development Condition

|ID= 1 DT= 1.0 min | Total Imp(%)= 85.00 Dir. Conn.(%)= 85.00

		IMPERVIOUS	PERVIOUS (i)
Surface Area	(ha)=	0.10	0.02
Dep. Storage	(mm)=	1.00	5.00
Average Slope	(%)=	1.00	2.00
Length	(m)=	28.28	40.00
Mannings n	=	0.013	0.250

NOTE: RAINFALL WAS TRANSFORMED TO 1.0 MIN. TIME STEP.

---- TRANSFORMED HYETOGRAPH ----

TIME hrs	RAIN mm/hr	TIME hrs	RAIN mm/hr	TIME hrs	RAIN mm/hr	TIME hrs	RAIN mm/hr
0.017	1.86	3.017	2.97	6.017	13.37	9.02	2.60
0.033	1.86	3.033	2.97	6.033	13.37	9.03	2.60
0.050	1.86	3.050	2.97	6.050	13.37	9.05	2.60
0.067	1.86	3.067	2.97	6.067	13.37	9.07	2.60
0.083	1.86	3.083	2.97	6.083	13.37	9.08	2.60
0.100	1.86	3.100	2.97	6.100	13.37	9.10	2.60
0.117	1.86	3.117	2.97	6.117	13.37	9.12	2.60
0.133	1.86	3.133	2.97	6.133	13.37	9.13	2.60
0.150	1.86	3.150	2.97	6.150	13.37	9.15	2.60
0.167	1.86	3.167	2.97	6.167	13.37	9.17	2.60
0.183	1.86	3.183	2.97	6.183	13.37	9.18	2.60
0.200	1.86	3.200	2.97	6.200	13.37	9.20	2.60
0.217	1.86	3.217	2.97	6.217	13.37	9.22	2.60
0.233	1.86	3.233	2.97	6.233	13.37	9.23	2.60
0.250	1.86	3.250	2.97	6.250	13.37	9.25	2.60
0.267	1.86	3.267	2.97	6.267	13.37	9.27	2.60
0.283	1.86	3.283	2.97	6.283	13.37	9.28	2.60
0.300	1.86	3.300	2.97	6.300	13.37	9.30	2.60
0.317	1.86	3.317	2.97	6.317	13.37	9.32	2.60
0.333	1.86	3.333	2.97	6.333	13.37	9.33	2.60
0.350	1.86	3.350	2.97	6.350	13.37	9.35	2.60
0.367	1.86	3.367	2.97	6.367	13.37	9.37	2.60
0.383	1.86	3.383	2.97	6.383	13.37	9.38	2.60
0.400	1.86	3.400	2.97	6.400	13.37	9.40	2.60
0.417	1.86	3.417	2.97	6.417	13.37	9.42	2.60
0.433	1.86	3.433	2.97	6.433	13.37	9.43	2.60
0.450	1.86	3.450	2.97	6.450	13.37	9.45	2.60
0.467	1.86	3.467	2.97	6.467	13.37	9.47	2.60
0.483	1.86	3.483	2.97	6.483	13.37	9.48	2.60
0.500	1.86	3.500	2.97	6.500	13.36	9.50	2.60
0.517	1.86	3.517	2.97	6.517	5.94	9.52	2.60
0.533	1.86	3.533	2.97	6.533	5.94	9.53	2.60

VO6 Model Output Post-development Condition

0.550	1.86	3.550	2.97	6.550	5.94	9.55	2.60
0.567	1.86	3.567	2.97	6.567	5.94	9.57	2.60
0.583	1.86	3.583	2.97	6.583	5.94	9.58	2.60
0.600	1.86	3.600	2.97	6.600	5.94	9.60	2.60
0.617	1.86	3.617	2.97	6.617	5.94	9.62	2.60
0.633	1.86	3.633	2.97	6.633	5.94	9.63	2.60
0.650	1.86	3.650	2.97	6.650	5.94	9.65	2.60
0.667	1.86	3.667	2.97	6.667	5.94	9.67	2.60
0.683	1.86	3.683	2.97	6.683	5.94	9.68	2.60
0.700	1.86	3.700	2.97	6.700	5.94	9.70	2.60
0.717	1.86	3.717	2.97	6.717	5.94	9.72	2.60
0.733	1.86	3.733	2.97	6.733	5.94	9.73	2.60
0.750	1.86	3.750	2.97	6.750	5.94	9.75	2.60
0.767	1.86	3.767	2.97	6.767	5.94	9.77	2.60
0.783	1.86	3.783	2.97	6.783	5.94	9.78	2.60
0.800	1.86	3.800	2.97	6.800	5.94	9.80	2.60
0.817	1.86	3.817	2.97	6.817	5.94	9.82	2.60
0.833	1.86	3.833	2.97	6.833	5.94	9.83	2.60
0.850	1.86	3.850	2.97	6.850	5.94	9.85	2.60
0.867	1.86	3.867	2.97	6.867	5.94	9.87	2.60
0.883	1.86	3.883	2.97	6.883	5.94	9.88	2.60
0.900	1.86	3.900	2.97	6.900	5.94	9.90	2.60
0.917	1.86	3.917	2.97	6.917	5.94	9.92	2.60
0.933	1.86	3.933	2.97	6.933	5.94	9.93	2.60
0.950	1.86	3.950	2.97	6.950	5.94	9.95	2.60
0.967	1.86	3.967	2.97	6.967	5.94	9.97	2.60
0.983	1.86	3.983	2.97	6.983	5.94	9.98	2.60
1.000	1.86	4.000	2.97	7.000	5.94	10.00	2.60
1.017	1.86	4.017	4.46	7.017	5.94	10.02	1.49
1.033	1.86	4.033	4.46	7.033	5.94	10.03	1.49
1.050	1.86	4.050	4.46	7.050	5.94	10.05	1.49
1.067	1.86	4.067	4.46	7.067	5.94	10.07	1.49
1.083	1.86	4.083	4.46	7.083	5.94	10.08	1.49
1.100	1.86	4.100	4.46	7.100	5.94	10.10	1.49
1.117	1.86	4.117	4.46	7.117	5.94	10.12	1.49
1.133	1.86	4.133	4.46	7.133	5.94	10.13	1.49
1.150	1.86	4.150	4.46	7.150	5.94	10.15	1.49
1.167	1.86	4.167	4.46	7.167	5.94	10.17	1.49
1.183	1.86	4.183	4.46	7.183	5.94	10.18	1.49
1.200	1.86	4.200	4.46	7.200	5.94	10.20	1.49
1.217	1.86	4.217	4.46	7.217	5.94	10.22	1.49
1.233	1.86	4.233	4.46	7.233	5.94	10.23	1.49
1.250	1.86	4.250	4.46	7.250	5.94	10.25	1.49
1.267	1.86	4.267	4.46	7.267	5.94	10.27	1.49
1.283	1.86	4.283	4.46	7.283	5.94	10.28	1.49
1.300	1.86	4.300	4.46	7.300	5.94	10.30	1.49
1.317	1.86	4.317	4.46	7.317	5.94	10.32	1.49

VO6 Model Output Post-development Condition

1.333	1.86	4.333	4.46	7.333	5.94	10.33	1.49
1.350	1.86	4.350	4.46	7.350	5.94	10.35	1.49
1.367	1.86	4.367	4.46	7.367	5.94	10.37	1.49
1.383	1.86	4.383	4.46	7.383	5.94	10.38	1.49
1.400	1.86	4.400	4.46	7.400	5.94	10.40	1.49
1.417	1.86	4.417	4.46	7.417	5.94	10.42	1.49
1.433	1.86	4.433	4.46	7.433	5.94	10.43	1.49
1.450	1.86	4.450	4.46	7.450	5.94	10.45	1.49
1.467	1.86	4.467	4.46	7.467	5.94	10.47	1.49
1.483	1.86	4.483	4.46	7.483	5.94	10.48	1.49
1.500	1.86	4.500	4.46	7.500	5.94	10.50	1.49
1.517	1.86	4.517	5.94	7.517	4.46	10.52	1.49
1.533	1.86	4.533	5.94	7.533	4.46	10.53	1.49
1.550	1.86	4.550	5.94	7.550	4.46	10.55	1.49
1.567	1.86	4.567	5.94	7.567	4.46	10.57	1.49
1.583	1.86	4.583	5.94	7.583	4.46	10.58	1.49
1.600	1.86	4.600	5.94	7.600	4.46	10.60	1.49
1.617	1.86	4.617	5.94	7.617	4.46	10.62	1.49
1.633	1.86	4.633	5.94	7.633	4.46	10.63	1.49
1.650	1.86	4.650	5.94	7.650	4.46	10.65	1.49
1.667	1.86	4.667	5.94	7.667	4.46	10.67	1.49
1.683	1.86	4.683	5.94	7.683	4.46	10.68	1.49
1.700	1.86	4.700	5.94	7.700	4.46	10.70	1.49
1.717	1.86	4.717	5.94	7.717	4.46	10.72	1.49
1.733	1.86	4.733	5.94	7.733	4.46	10.73	1.49
1.750	1.86	4.750	5.94	7.750	4.46	10.75	1.49
1.767	1.86	4.767	5.94	7.767	4.46	10.77	1.49
1.783	1.86	4.783	5.94	7.783	4.46	10.78	1.49
1.800	1.86	4.800	5.94	7.800	4.46	10.80	1.49
1.817	1.86	4.817	5.94	7.817	4.46	10.82	1.49
1.833	1.86	4.833	5.94	7.833	4.46	10.83	1.49
1.850	1.86	4.850	5.94	7.850	4.46	10.85	1.49
1.867	1.86	4.867	5.94	7.867	4.46	10.87	1.49
1.883	1.86	4.883	5.94	7.883	4.46	10.88	1.49
1.900	1.86	4.900	5.94	7.900	4.46	10.90	1.49
1.917	1.86	4.917	5.94	7.917	4.46	10.92	1.49
1.933	1.86	4.933	5.94	7.933	4.46	10.93	1.49
1.950	1.86	4.950	5.94	7.950	4.46	10.95	1.49
1.967	1.86	4.967	5.94	7.967	4.46	10.97	1.49
1.983	1.86	4.983	5.94	7.983	4.46	10.98	1.49
2.000	1.86	5.000	5.95	8.000	4.45	11.00	1.49
2.017	2.23	5.017	8.92	8.017	2.60	11.02	1.49
2.033	2.23	5.033	8.92	8.033	2.60	11.03	1.49
2.050	2.23	5.050	8.92	8.050	2.60	11.05	1.49
2.067	2.23	5.067	8.92	8.067	2.60	11.07	1.49
2.083	2.23	5.083	8.92	8.083	2.60	11.08	1.49
2.100	2.23	5.100	8.92	8.100	2.60	11.10	1.49

VO6 Model Output Post-development Condition

2.117	2.23	5.117	8.92	8.117	2.60	11.12	1.49
2.133	2.23	5.133	8.92	8.133	2.60	11.13	1.49
2.150	2.23	5.150	8.92	8.150	2.60	11.15	1.49
2.167	2.23	5.167	8.92	8.167	2.60	11.17	1.49
2.183	2.23	5.183	8.92	8.183	2.60	11.18	1.49
2.200	2.23	5.200	8.92	8.200	2.60	11.20	1.49
2.217	2.23	5.217	8.92	8.217	2.60	11.22	1.49
2.233	2.23	5.233	8.92	8.233	2.60	11.23	1.49
2.250	2.23	5.250	8.92	8.250	2.60	11.25	1.49
2.267	2.23	5.267	8.92	8.267	2.60	11.27	1.49
2.283	2.23	5.283	8.92	8.283	2.60	11.28	1.49
2.300	2.23	5.300	8.92	8.300	2.60	11.30	1.49
2.317	2.23	5.317	8.92	8.317	2.60	11.32	1.49
2.333	2.23	5.333	8.92	8.333	2.60	11.33	1.49
2.350	2.23	5.350	8.92	8.350	2.60	11.35	1.49
2.367	2.23	5.367	8.92	8.367	2.60	11.37	1.49
2.383	2.23	5.383	8.92	8.383	2.60	11.38	1.49
2.400	2.23	5.400	8.92	8.400	2.60	11.40	1.49
2.417	2.23	5.417	8.92	8.417	2.60	11.42	1.49
2.433	2.23	5.433	8.92	8.433	2.60	11.43	1.49
2.450	2.23	5.450	8.92	8.450	2.60	11.45	1.49
2.467	2.23	5.467	8.92	8.467	2.60	11.47	1.49
2.483	2.23	5.483	8.92	8.483	2.60	11.48	1.49
2.500	2.23	5.500	8.94	8.500	2.60	11.50	1.49
2.517	2.23	5.517	35.66	8.517	2.60	11.52	1.49
2.533	2.23	5.533	35.66	8.533	2.60	11.53	1.49
2.550	2.23	5.550	35.66	8.550	2.60	11.55	1.49
2.567	2.23	5.567	35.66	8.567	2.60	11.57	1.49
2.583	2.23	5.583	35.66	8.583	2.60	11.58	1.49
2.600	2.23	5.600	35.66	8.600	2.60	11.60	1.49
2.617	2.23	5.617	35.66	8.617	2.60	11.62	1.49
2.633	2.23	5.633	35.66	8.633	2.60	11.63	1.49
2.650	2.23	5.650	35.66	8.650	2.60	11.65	1.49
2.667	2.23	5.667	35.66	8.667	2.60	11.67	1.49
2.683	2.23	5.683	35.66	8.683	2.60	11.68	1.49
2.700	2.23	5.700	35.66	8.700	2.60	11.70	1.49
2.717	2.23	5.717	35.66	8.717	2.60	11.72	1.49
2.733	2.23	5.733	35.66	8.733	2.60	11.73	1.49
2.750	2.23	5.750	35.72	8.750	2.60	11.75	1.49
2.767	2.23	5.767	84.93	8.767	2.60	11.77	1.49
2.783	2.23	5.783	84.93	8.783	2.60	11.78	1.49
2.800	2.23	5.800	84.93	8.800	2.60	11.80	1.49
2.817	2.23	5.817	84.93	8.817	2.60	11.82	1.49
2.833	2.23	5.833	85.01	8.833	2.60	11.83	1.49
2.850	2.23	5.850	147.88	8.850	2.60	11.85	1.49
2.867	2.23	5.867	147.88	8.867	2.60	11.87	1.49
2.883	2.23	5.883	147.88	8.883	2.60	11.88	1.49

VO6 Model Output Post-development Condition

```
                2.900    2.23 | 5.900  147.88 | 8.900    2.60 | 11.90    1.49
                2.917    2.23 | 5.917  147.77 | 8.917    2.60 | 11.92    1.49
                2.933    2.23 | 5.933   61.41 | 8.933    2.60 | 11.93    1.49
                2.950    2.23 | 5.950   61.41 | 8.950    2.60 | 11.95    1.49
                2.967    2.23 | 5.967   61.41 | 8.967    2.60 | 11.97    1.49
                2.983    2.23 | 5.983   61.41 | 8.983    2.60 | 11.98    1.49
                3.000    2.23 | 6.000   61.34 | 9.000    2.60 | 12.00    1.49

     Max.Eff.Inten.(mm/hr)=     147.86        81.66
                over (min)        5.00         5.00
     Storage Coeff.  (min)=       1.02 (ii)    4.04 (ii)
     Unit Hyd. Tpeak (min)=       5.00         5.00
     Unit Hyd. peak  (cms)=       0.47         0.26
                                                          *TOTALS*
     PEAK FLOW       (cms)=       0.04         0.00          0.043 (iii)
     TIME TO PEAK    (hrs)=       5.93         5.95           5.93
     RUNOFF VOLUME    (mm)=      74.04        45.42          69.74
     TOTAL RAINFALL   (mm)=      75.04        75.04          75.04
     RUNOFF COEFFICIENT   =       0.99         0.61           0.93


       (i) CN PROCEDURE SELECTED FOR PERVIOUS LOSSES:
            CN*  =  87.0    Ia = Dep. Storage  (Above)
      (ii) TIME STEP (DT) SHOULD BE SMALLER OR EQUAL
           THAN THE STORAGE COEFFICIENT.
     (iii) PEAK FLOW DOES NOT INCLUDE BASEFLOW IF ANY.

--------------------------------------------------------------------------------
--------------------
| DUHYD    (  2152)|
| Inlet Cap.= 0.021|
| #of Inlets=     1|
| Total(cms)=   0.0|      AREA     QPEAK     TPEAK    R.V.
--------------------      (ha)     (cms)     (hrs)    (mm)
     TOTAL HYD.(ID= 1):   0.12      0.04      5.93   69.74
     ====================================================
     MAJOR SYS.(ID= 2):   0.01      0.02      5.93   69.74
     MINOR SYS.(ID= 3):   0.11      0.02      5.83   69.74

     NOTE:  PEAK FLOWS DO NOT INCLUDE BASEFLOWS IF ANY.

--------------------------------------------------------------------------------


--------------------
| ADD HYD  (  2003)|
|   1 +  2 =  3    |         AREA    QPEAK    TPEAK     R.V.
--------------------         (ha)    (cms)    (hrs)     (mm)
```

VO6 Model Output Post-development Condition

```
  ID1= 1 (  2142):     0.01   0.015     5.93    72.03
+ ID2= 2 (  2152):     0.01   0.022     5.93    69.74
  ====================================================
  ID = 3 (  2003):     0.02   0.038     5.93    70.63

NOTE:  PEAK FLOWS DO NOT INCLUDE BASEFLOWS IF ANY.
-------------------------------------------------------------------------------
--------------------
| CALIB            |
| STANDHYD (  0205)|   Area    (ha)=   0.20
|ID= 1 DT= 1.0 min |   Total Imp(%)=  70.00   Dir. Conn.(%)=  70.00
--------------------
                            IMPERVIOUS    PERVIOUS (i)
     Surface Area     (ha)=       0.14         0.06
     Dep. Storage     (mm)=       1.00         5.00
     Average Slope     (%)=       1.00         2.00
     Length            (m)=      36.15        40.00
     Mannings n           =      0.013        0.250

         NOTE:  RAINFALL WAS TRANSFORMED TO   1.0 MIN. TIME STEP.


                         ---- TRANSFORMED HYETOGRAPH ----
              TIME    RAIN |  TIME    RAIN |'  TIME    RAIN |  TIME    RAIN
               hrs   mm/hr |   hrs   mm/hr |'   hrs   mm/hr |   hrs   mm/hr
             0.017    1.86 | 3.017    2.97 | 6.017   13.37 |  9.02    2.60
             0.033    1.86 | 3.033    2.97 | 6.033   13.37 |  9.03    2.60
             0.050    1.86 | 3.050    2.97 | 6.050   13.37 |  9.05    2.60
             0.067    1.86 | 3.067    2.97 | 6.067   13.37 |  9.07    2.60
             0.083    1.86 | 3.083    2.97 | 6.083   13.37 |  9.08    2.60
             0.100    1.86 | 3.100    2.97 | 6.100   13.37 |  9.10    2.60
             0.117    1.86 | 3.117    2.97 | 6.117   13.37 |  9.12    2.60
             0.133    1.86 | 3.133    2.97 | 6.133   13.37 |  9.13    2.60
             0.150    1.86 | 3.150    2.97 | 6.150   13.37 |  9.15    2.60
             0.167    1.86 | 3.167    2.97 | 6.167   13.37 |  9.17    2.60
             0.183    1.86 | 3.183    2.97 | 6.183   13.37 |  9.18    2.60
             0.200    1.86 | 3.200    2.97 | 6.200   13.37 |  9.20    2.60
             0.217    1.86 | 3.217    2.97 | 6.217   13.37 |  9.22    2.60
             0.233    1.86 | 3.233    2.97 | 6.233   13.37 |  9.23    2.60
             0.250    1.86 | 3.250    2.97 | 6.250   13.37 |  9.25    2.60
             0.267    1.86 | 3.267    2.97 | 6.267   13.37 |  9.27    2.60
             0.283    1.86 | 3.283    2.97 | 6.283   13.37 |  9.28    2.60
             0.300    1.86 | 3.300    2.97 | 6.300   13.37 |  9.30    2.60
             0.317    1.86 | 3.317    2.97 | 6.317   13.37 |  9.32    2.60
             0.333    1.86 | 3.333    2.97 | 6.333   13.37 |  9.33    2.60
             0.350    1.86 | 3.350    2.97 | 6.350   13.37 |  9.35    2.60
             0.367    1.86 | 3.367    2.97 | 6.367   13.37 |  9.37    2.60
```

VO6 Model Output Post-development Condition

0.383	1.86	3.383	2.97	6.383	13.37	9.38	2.60
0.400	1.86	3.400	2.97	6.400	13.37	9.40	2.60
0.417	1.86	3.417	2.97	6.417	13.37	9.42	2.60
0.433	1.86	3.433	2.97	6.433	13.37	9.43	2.60
0.450	1.86	3.450	2.97	6.450	13.37	9.45	2.60
0.467	1.86	3.467	2.97	6.467	13.37	9.47	2.60
0.483	1.86	3.483	2.97	6.483	13.37	9.48	2.60
0.500	1.86	3.500	2.97	6.500	13.36	9.50	2.60
0.517	1.86	3.517	2.97	6.517	5.94	9.52	2.60
0.533	1.86	3.533	2.97	6.533	5.94	9.53	2.60
0.550	1.86	3.550	2.97	6.550	5.94	9.55	2.60
0.567	1.86	3.567	2.97	6.567	5.94	9.57	2.60
0.583	1.86	3.583	2.97	6.583	5.94	9.58	2.60
0.600	1.86	3.600	2.97	6.600	5.94	9.60	2.60
0.617	1.86	3.617	2.97	6.617	5.94	9.62	2.60
0.633	1.86	3.633	2.97	6.633	5.94	9.63	2.60
0.650	1.86	3.650	2.97	6.650	5.94	9.65	2.60
0.667	1.86	3.667	2.97	6.667	5.94	9.67	2.60
0.683	1.86	3.683	2.97	6.683	5.94	9.68	2.60
0.700	1.86	3.700	2.97	6.700	5.94	9.70	2.60
0.717	1.86	3.717	2.97	6.717	5.94	9.72	2.60
0.733	1.86	3.733	2.97	6.733	5.94	9.73	2.60
0.750	1.86	3.750	2.97	6.750	5.94	9.75	2.60
0.767	1.86	3.767	2.97	6.767	5.94	9.77	2.60
0.783	1.86	3.783	2.97	6.783	5.94	9.78	2.60
0.800	1.86	3.800	2.97	6.800	5.94	9.80	2.60
0.817	1.86	3.817	2.97	6.817	5.94	9.82	2.60
0.833	1.86	3.833	2.97	6.833	5.94	9.83	2.60
0.850	1.86	3.850	2.97	6.850	5.94	9.85	2.60
0.867	1.86	3.867	2.97	6.867	5.94	9.87	2.60
0.883	1.86	3.883	2.97	6.883	5.94	9.88	2.60
0.900	1.86	3.900	2.97	6.900	5.94	9.90	2.60
0.917	1.86	3.917	2.97	6.917	5.94	9.92	2.60
0.933	1.86	3.933	2.97	6.933	5.94	9.93	2.60
0.950	1.86	3.950	2.97	6.950	5.94	9.95	2.60
0.967	1.86	3.967	2.97	6.967	5.94	9.97	2.60
0.983	1.86	3.983	2.97	6.983	5.94	9.98	2.60
1.000	1.86	4.000	2.97	7.000	5.94	10.00	2.60
1.017	1.86	4.017	4.46	7.017	5.94	10.02	1.49
1.033	1.86	4.033	4.46	7.033	5.94	10.03	1.49
1.050	1.86	4.050	4.46	7.050	5.94	10.05	1.49
1.067	1.86	4.067	4.46	7.067	5.94	10.07	1.49
1.083	1.86	4.083	4.46	7.083	5.94	10.08	1.49
1.100	1.86	4.100	4.46	7.100	5.94	10.10	1.49
1.117	1.86	4.117	4.46	7.117	5.94	10.12	1.49
1.133	1.86	4.133	4.46	7.133	5.94	10.13	1.49
1.150	1.86	4.150	4.46	7.150	5.94	10.15	1.49

VO6 Model Output Post-development Condition

1.167	1.86	4.167	4.46	7.167	5.94	10.17	1.49
1.183	1.86	4.183	4.46	7.183	5.94	10.18	1.49
1.200	1.86	4.200	4.46	7.200	5.94	10.20	1.49
1.217	1.86	4.217	4.46	7.217	5.94	10.22	1.49
1.233	1.86	4.233	4.46	7.233	5.94	10.23	1.49
1.250	1.86	4.250	4.46	7.250	5.94	10.25	1.49
1.267	1.86	4.267	4.46	7.267	5.94	10.27	1.49
1.283	1.86	4.283	4.46	7.283	5.94	10.28	1.49
1.300	1.86	4.300	4.46	7.300	5.94	10.30	1.49
1.317	1.86	4.317	4.46	7.317	5.94	10.32	1.49
1.333	1.86	4.333	4.46	7.333	5.94	10.33	1.49
1.350	1.86	4.350	4.46	7.350	5.94	10.35	1.49
1.367	1.86	4.367	4.46	7.367	5.94	10.37	1.49
1.383	1.86	4.383	4.46	7.383	5.94	10.38	1.49
1.400	1.86	4.400	4.46	7.400	5.94	10.40	1.49
1.417	1.86	4.417	4.46	7.417	5.94	10.42	1.49
1.433	1.86	4.433	4.46	7.433	5.94	10.43	1.49
1.450	1.86	4.450	4.46	7.450	5.94	10.45	1.49
1.467	1.86	4.467	4.46	7.467	5.94	10.47	1.49
1.483	1.86	4.483	4.46	7.483	5.94	10.48	1.49
1.500	1.86	4.500	4.46	7.500	5.94	10.50	1.49
1.517	1.86	4.517	5.94	7.517	4.46	10.52	1.49
1.533	1.86	4.533	5.94	7.533	4.46	10.53	1.49
1.550	1.86	4.550	5.94	7.550	4.46	10.55	1.49
1.567	1.86	4.567	5.94	7.567	4.46	10.57	1.49
1.583	1.86	4.583	5.94	7.583	4.46	10.58	1.49
1.600	1.86	4.600	5.94	7.600	4.46	10.60	1.49
1.617	1.86	4.617	5.94	7.617	4.46	10.62	1.49
1.633	1.86	4.633	5.94	7.633	4.46	10.63	1.49
1.650	1.86	4.650	5.94	7.650	4.46	10.65	1.49
1.667	1.86	4.667	5.94	7.667	4.46	10.67	1.49
1.683	1.86	4.683	5.94	7.683	4.46	10.68	1.49
1.700	1.86	4.700	5.94	7.700	4.46	10.70	1.49
1.717	1.86	4.717	5.94	7.717	4.46	10.72	1.49
1.733	1.86	4.733	5.94	7.733	4.46	10.73	1.49
1.750	1.86	4.750	5.94	7.750	4.46	10.75	1.49
1.767	1.86	4.767	5.94	7.767	4.46	10.77	1.49
1.783	1.86	4.783	5.94	7.783	4.46	10.78	1.49
1.800	1.86	4.800	5.94	7.800	4.46	10.80	1.49
1.817	1.86	4.817	5.94	7.817	4.46	10.82	1.49
1.833	1.86	4.833	5.94	7.833	4.46	10.83	1.49
1.850	1.86	4.850	5.94	7.850	4.46	10.85	1.49
1.867	1.86	4.867	5.94	7.867	4.46	10.87	1.49
1.883	1.86	4.883	5.94	7.883	4.46	10.88	1.49
1.900	1.86	4.900	5.94	7.900	4.46	10.90	1.49
1.917	1.86	4.917	5.94	7.917	4.46	10.92	1.49
1.933	1.86	4.933	5.94	7.933	4.46	10.93	1.49

VO6 Model Output Post-development Condition

1.950	1.86	4.950	5.94	7.950	4.46	10.95	1.49
1.967	1.86	4.967	5.94	7.967	4.46	10.97	1.49
1.983	1.86	4.983	5.94	7.983	4.46	10.98	1.49
2.000	1.86	5.000	5.95	8.000	4.45	11.00	1.49
2.017	2.23	5.017	8.92	8.017	2.60	11.02	1.49
2.033	2.23	5.033	8.92	8.033	2.60	11.03	1.49
2.050	2.23	5.050	8.92	8.050	2.60	11.05	1.49
2.067	2.23	5.067	8.92	8.067	2.60	11.07	1.49
2.083	2.23	5.083	8.92	8.083	2.60	11.08	1.49
2.100	2.23	5.100	8.92	8.100	2.60	11.10	1.49
2.117	2.23	5.117	8.92	8.117	2.60	11.12	1.49
2.133	2.23	5.133	8.92	8.133	2.60	11.13	1.49
2.150	2.23	5.150	8.92	8.150	2.60	11.15	1.49
2.167	2.23	5.167	8.92	8.167	2.60	11.17	1.49
2.183	2.23	5.183	8.92	8.183	2.60	11.18	1.49
2.200	2.23	5.200	8.92	8.200	2.60	11.20	1.49
2.217	2.23	5.217	8.92	8.217	2.60	11.22	1.49
2.233	2.23	5.233	8.92	8.233	2.60	11.23	1.49
2.250	2.23	5.250	8.92	8.250	2.60	11.25	1.49
2.267	2.23	5.267	8.92	8.267	2.60	11.27	1.49
2.283	2.23	5.283	8.92	8.283	2.60	11.28	1.49
2.300	2.23	5.300	8.92	8.300	2.60	11.30	1.49
2.317	2.23	5.317	8.92	8.317	2.60	11.32	1.49
2.333	2.23	5.333	8.92	8.333	2.60	11.33	1.49
2.350	2.23	5.350	8.92	8.350	2.60	11.35	1.49
2.367	2.23	5.367	8.92	8.367	2.60	11.37	1.49
2.383	2.23	5.383	8.92	8.383	2.60	11.38	1.49
2.400	2.23	5.400	8.92	8.400	2.60	11.40	1.49
2.417	2.23	5.417	8.92	8.417	2.60	11.42	1.49
2.433	2.23	5.433	8.92	8.433	2.60	11.43	1.49
2.450	2.23	5.450	8.92	8.450	2.60	11.45	1.49
2.467	2.23	5.467	8.92	8.467	2.60	11.47	1.49
2.483	2.23	5.483	8.92	8.483	2.60	11.48	1.49
2.500	2.23	5.500	8.94	8.500	2.60	11.50	1.49
2.517	2.23	5.517	35.66	8.517	2.60	11.52	1.49
2.533	2.23	5.533	35.66	8.533	2.60	11.53	1.49
2.550	2.23	5.550	35.66	8.550	2.60	11.55	1.49
2.567	2.23	5.567	35.66	8.567	2.60	11.57	1.49
2.583	2.23	5.583	35.66	8.583	2.60	11.58	1.49
2.600	2.23	5.600	35.66	8.600	2.60	11.60	1.49
2.617	2.23	5.617	35.66	8.617	2.60	11.62	1.49
2.633	2.23	5.633	35.66	8.633	2.60	11.63	1.49
2.650	2.23	5.650	35.66	8.650	2.60	11.65	1.49
2.667	2.23	5.667	35.66	8.667	2.60	11.67	1.49
2.683	2.23	5.683	35.66	8.683	2.60	11.68	1.49
2.700	2.23	5.700	35.66	8.700	2.60	11.70	1.49
2.717	2.23	5.717	35.66	8.717	2.60	11.72	1.49

2.733	2.23	5.733	35.66	8.733	2.60	11.73	1.49
2.750	2.23	5.750	35.72	8.750	2.60	11.75	1.49
2.767	2.23	5.767	84.93	8.767	2.60	11.77	1.49
2.783	2.23	5.783	84.93	8.783	2.60	11.78	1.49
2.800	2.23	5.800	84.93	8.800	2.60	11.80	1.49
2.817	2.23	5.817	84.93	8.817	2.60	11.82	1.49
2.833	2.23	5.833	85.01	8.833	2.60	11.83	1.49
2.850	2.23	5.850	147.88	8.850	2.60	11.85	1.49
2.867	2.23	5.867	147.88	8.867	2.60	11.87	1.49
2.883	2.23	5.883	147.88	8.883	2.60	11.88	1.49
2.900	2.23	5.900	147.88	8.900	2.60	11.90	1.49
2.917	2.23	5.917	147.77	8.917	2.60	11.92	1.49
2.933	2.23	5.933	61.41	8.933	2.60	11.93	1.49
2.950	2.23	5.950	61.41	8.950	2.60	11.95	1.49
2.967	2.23	5.967	61.41	8.967	2.60	11.97	1.49
2.983	2.23	5.983	61.41	8.983	2.60	11.98	1.49
3.000	2.23	6.000	61.34	9.000	2.60	12.00	1.49

```
Max.Eff.Inten.(mm/hr)=     147.86        81.66
           over (min)        5.00         6.00
Storage Coeff.  (min)=       1.19 (ii)    5.49 (ii)
Unit Hyd. Tpeak (min)=       5.00         6.00
Unit Hyd. peak  (cms)=       0.45         0.20
                                                        *TOTALS*
PEAK FLOW       (cms)=       0.05         0.01          0.063 (iii)
TIME TO PEAK    (hrs)=       5.93         5.98           5.93
RUNOFF VOLUME    (mm)=      74.04        45.43          65.44
TOTAL RAINFALL   (mm)=      75.04        75.04          75.04
RUNOFF COEFFICIENT   =       0.99         0.61           0.87


  (i) CN PROCEDURE SELECTED FOR PERVIOUS LOSSES:
       CN*  =  87.0    Ia = Dep. Storage  (Above)
 (ii) TIME STEP (DT) SHOULD BE SMALLER OR EQUAL
      THAN THE STORAGE COEFFICIENT.
(iii) PEAK FLOW DOES NOT INCLUDE BASEFLOW IF ANY.

--------------------------------------------------------------------------------
--------------------
| CALIB            |
| STANDHYD (  0201)|   Area    (ha)=   0.50
|ID= 1 DT= 5.0 min |   Total Imp(%)=  85.00   Dir. Conn.(%)=  85.00
--------------------
                             IMPERVIOUS    PERVIOUS (i)
Surface Area     (ha)=       0.42         0.07
Dep. Storage     (mm)=       1.00         5.00
Average Slope     (%)=       1.00         2.00
```

```
                    VO6 Model Output Post-development Condition
     Length            (m)=      57.45        40.00
     Mannings n           =      0.013        0.250

     Max.Eff.Inten.(mm/hr)=     147.88        81.66
                over (min)        5.00         5.00
     Storage Coeff.  (min)=       1.57 (ii)    4.58 (ii)
     Unit Hyd. Tpeak (min)=       5.00         5.00
     Unit Hyd. peak  (cms)=       0.33         0.23
                                                              *TOTALS*
     PEAK FLOW       (cms)=       0.17         0.02           0.188 (iii)
     TIME TO PEAK    (hrs)=       5.92         5.92            5.92
     RUNOFF VOLUME    (mm)=      74.04        45.42           69.74
     TOTAL RAINFALL   (mm)=      75.04        75.04           75.04
     RUNOFF COEFFICIENT   =       0.99         0.61            0.93


       (i) CN PROCEDURE SELECTED FOR PERVIOUS LOSSES:
            CN*  =  87.0    Ia = Dep. Storage  (Above)
      (ii) TIME STEP (DT) SHOULD BE SMALLER OR EQUAL
           THAN THE STORAGE COEFFICIENT.
     (iii) PEAK FLOW DOES NOT INCLUDE BASEFLOW IF ANY.

--------------------------------------------------------------------------------
--------------------
| RESERVOIR(  2011)|     OVERFLOW IS OFF
| IN= 2---> OUT= 1 |
| DT=  1.0 min     |     OUTFLOW    STORAGE   |  OUTFLOW    STORAGE
--------------------      (cms)     (ha.m.)   |   (cms)     (ha.m.)
                          0.0000     0.0000   |   0.0610      0.0190

                                AREA     QPEAK     TPEAK       R.V.
                                (ha)     (cms)     (hrs)       (mm)
   INFLOW : ID= 2 (  0201)      0.495      0.188      5.92      69.74
   OUTFLOW: ID= 1 (  2011)      0.495      0.044      6.05      69.58

                  PEAK   FLOW   REDUCTION [Qout/Qin](%)= 23.44
                  TIME SHIFT OF PEAK FLOW         (min)=  8.00
                  MAXIMUM  STORAGE   USED       (ha.m.)=  0.0137

--------------------------------------------------------------------------------
--------------------
| CALIB            |
| STANDHYD (  0207)|   Area    (ha)=   0.15
|ID= 1 DT= 1.0 min |   Total Imp(%)=  70.00   Dir. Conn.(%)=  70.00
--------------------
                             IMPERVIOUS    PERVIOUS (i)
```

VO6 Model Output Post-development Condition

Surface Area	(ha)=	0.10	0.04
Dep. Storage	(mm)=	1.00	5.00
Average Slope	(%)=	1.00	2.00
Length	(m)=	31.30	40.00
Mannings n	=	0.013	0.250

NOTE: RAINFALL WAS TRANSFORMED TO 1.0 MIN. TIME STEP.

---- TRANSFORMED HYETOGRAPH ----

TIME hrs	RAIN mm/hr	TIME hrs	RAIN mm/hr	TIME hrs	RAIN mm/hr	TIME hrs	RAIN mm/hr
0.017	1.86	3.017	2.97	6.017	13.37	9.02	2.60
0.033	1.86	3.033	2.97	6.033	13.37	9.03	2.60
0.050	1.86	3.050	2.97	6.050	13.37	9.05	2.60
0.067	1.86	3.067	2.97	6.067	13.37	9.07	2.60
0.083	1.86	3.083	2.97	6.083	13.37	9.08	2.60
0.100	1.86	3.100	2.97	6.100	13.37	9.10	2.60
0.117	1.86	3.117	2.97	6.117	13.37	9.12	2.60
0.133	1.86	3.133	2.97	6.133	13.37	9.13	2.60
0.150	1.86	3.150	2.97	6.150	13.37	9.15	2.60
0.167	1.86	3.167	2.97	6.167	13.37	9.17	2.60
0.183	1.86	3.183	2.97	6.183	13.37	9.18	2.60
0.200	1.86	3.200	2.97	6.200	13.37	9.20	2.60
0.217	1.86	3.217	2.97	6.217	13.37	9.22	2.60
0.233	1.86	3.233	2.97	6.233	13.37	9.23	2.60
0.250	1.86	3.250	2.97	6.250	13.37	9.25	2.60
0.267	1.86	3.267	2.97	6.267	13.37	9.27	2.60
0.283	1.86	3.283	2.97	6.283	13.37	9.28	2.60
0.300	1.86	3.300	2.97	6.300	13.37	9.30	2.60
0.317	1.86	3.317	2.97	6.317	13.37	9.32	2.60
0.333	1.86	3.333	2.97	6.333	13.37	9.33	2.60
0.350	1.86	3.350	2.97	6.350	13.37	9.35	2.60
0.367	1.86	3.367	2.97	6.367	13.37	9.37	2.60
0.383	1.86	3.383	2.97	6.383	13.37	9.38	2.60
0.400	1.86	3.400	2.97	6.400	13.37	9.40	2.60
0.417	1.86	3.417	2.97	6.417	13.37	9.42	2.60
0.433	1.86	3.433	2.97	6.433	13.37	9.43	2.60
0.450	1.86	3.450	2.97	6.450	13.37	9.45	2.60
0.467	1.86	3.467	2.97	6.467	13.37	9.47	2.60
0.483	1.86	3.483	2.97	6.483	13.37	9.48	2.60
0.500	1.86	3.500	2.97	6.500	13.36	9.50	2.60
0.517	1.86	3.517	2.97	6.517	5.94	9.52	2.60
0.533	1.86	3.533	2.97	6.533	5.94	9.53	2.60
0.550	1.86	3.550	2.97	6.550	5.94	9.55	2.60
0.567	1.86	3.567	2.97	6.567	5.94	9.57	2.60
0.583	1.86	3.583	2.97	6.583	5.94	9.58	2.60

VO6 Model Output Post-development Condition

0.600	1.86	3.600	2.97	6.600	5.94	9.60	2.60
0.617	1.86	3.617	2.97	6.617	5.94	9.62	2.60
0.633	1.86	3.633	2.97	6.633	5.94	9.63	2.60
0.650	1.86	3.650	2.97	6.650	5.94	9.65	2.60
0.667	1.86	3.667	2.97	6.667	5.94	9.67	2.60
0.683	1.86	3.683	2.97	6.683	5.94	9.68	2.60
0.700	1.86	3.700	2.97	6.700	5.94	9.70	2.60
0.717	1.86	3.717	2.97	6.717	5.94	9.72	2.60
0.733	1.86	3.733	2.97	6.733	5.94	9.73	2.60
0.750	1.86	3.750	2.97	6.750	5.94	9.75	2.60
0.767	1.86	3.767	2.97	6.767	5.94	9.77	2.60
0.783	1.86	3.783	2.97	6.783	5.94	9.78	2.60
0.800	1.86	3.800	2.97	6.800	5.94	9.80	2.60
0.817	1.86	3.817	2.97	6.817	5.94	9.82	2.60
0.833	1.86	3.833	2.97	6.833	5.94	9.83	2.60
0.850	1.86	3.850	2.97	6.850	5.94	9.85	2.60
0.867	1.86	3.867	2.97	6.867	5.94	9.87	2.60
0.883	1.86	3.883	2.97	6.883	5.94	9.88	2.60
0.900	1.86	3.900	2.97	6.900	5.94	9.90	2.60
0.917	1.86	3.917	2.97	6.917	5.94	9.92	2.60
0.933	1.86	3.933	2.97	6.933	5.94	9.93	2.60
0.950	1.86	3.950	2.97	6.950	5.94	9.95	2.60
0.967	1.86	3.967	2.97	6.967	5.94	9.97	2.60
0.983	1.86	3.983	2.97	6.983	5.94	9.98	2.60
1.000	1.86	4.000	2.97	7.000	5.94	10.00	2.60
1.017	1.86	4.017	4.46	7.017	5.94	10.02	1.49
1.033	1.86	4.033	4.46	7.033	5.94	10.03	1.49
1.050	1.86	4.050	4.46	7.050	5.94	10.05	1.49
1.067	1.86	4.067	4.46	7.067	5.94	10.07	1.49
1.083	1.86	4.083	4.46	7.083	5.94	10.08	1.49
1.100	1.86	4.100	4.46	7.100	5.94	10.10	1.49
1.117	1.86	4.117	4.46	7.117	5.94	10.12	1.49
1.133	1.86	4.133	4.46	7.133	5.94	10.13	1.49
1.150	1.86	4.150	4.46	7.150	5.94	10.15	1.49
1.167	1.86	4.167	4.46	7.167	5.94	10.17	1.49
1.183	1.86	4.183	4.46	7.183	5.94	10.18	1.49
1.200	1.86	4.200	4.46	7.200	5.94	10.20	1.49
1.217	1.86	4.217	4.46	7.217	5.94	10.22	1.49
1.233	1.86	4.233	4.46	7.233	5.94	10.23	1.49
1.250	1.86	4.250	4.46	7.250	5.94	10.25	1.49
1.267	1.86	4.267	4.46	7.267	5.94	10.27	1.49
1.283	1.86	4.283	4.46	7.283	5.94	10.28	1.49
1.300	1.86	4.300	4.46	7.300	5.94	10.30	1.49
1.317	1.86	4.317	4.46	7.317	5.94	10.32	1.49
1.333	1.86	4.333	4.46	7.333	5.94	10.33	1.49
1.350	1.86	4.350	4.46	7.350	5.94	10.35	1.49
1.367	1.86	4.367	4.46	7.367	5.94	10.37	1.49

VO6 Model Output Post-development Condition

1.383	1.86	4.383	4.46	7.383	5.94	10.38	1.49
1.400	1.86	4.400	4.46	7.400	5.94	10.40	1.49
1.417	1.86	4.417	4.46	7.417	5.94	10.42	1.49
1.433	1.86	4.433	4.46	7.433	5.94	10.43	1.49
1.450	1.86	4.450	4.46	7.450	5.94	10.45	1.49
1.467	1.86	4.467	4.46	7.467	5.94	10.47	1.49
1.483	1.86	4.483	4.46	7.483	5.94	10.48	1.49
1.500	1.86	4.500	4.46	7.500	5.94	10.50	1.49
1.517	1.86	4.517	5.94	7.517	4.46	10.52	1.49
1.533	1.86	4.533	5.94	7.533	4.46	10.53	1.49
1.550	1.86	4.550	5.94	7.550	4.46	10.55	1.49
1.567	1.86	4.567	5.94	7.567	4.46	10.57	1.49
1.583	1.86	4.583	5.94	7.583	4.46	10.58	1.49
1.600	1.86	4.600	5.94	7.600	4.46	10.60	1.49
1.617	1.86	4.617	5.94	7.617	4.46	10.62	1.49
1.633	1.86	4.633	5.94	7.633	4.46	10.63	1.49
1.650	1.86	4.650	5.94	7.650	4.46	10.65	1.49
1.667	1.86	4.667	5.94	7.667	4.46	10.67	1.49
1.683	1.86	4.683	5.94	7.683	4.46	10.68	1.49
1.700	1.86	4.700	5.94	7.700	4.46	10.70	1.49
1.717	1.86	4.717	5.94	7.717	4.46	10.72	1.49
1.733	1.86	4.733	5.94	7.733	4.46	10.73	1.49
1.750	1.86	4.750	5.94	7.750	4.46	10.75	1.49
1.767	1.86	4.767	5.94	7.767	4.46	10.77	1.49
1.783	1.86	4.783	5.94	7.783	4.46	10.78	1.49
1.800	1.86	4.800	5.94	7.800	4.46	10.80	1.49
1.817	1.86	4.817	5.94	7.817	4.46	10.82	1.49
1.833	1.86	4.833	5.94	7.833	4.46	10.83	1.49
1.850	1.86	4.850	5.94	7.850	4.46	10.85	1.49
1.867	1.86	4.867	5.94	7.867	4.46	10.87	1.49
1.883	1.86	4.883	5.94	7.883	4.46	10.88	1.49
1.900	1.86	4.900	5.94	7.900	4.46	10.90	1.49
1.917	1.86	4.917	5.94	7.917	4.46	10.92	1.49
1.933	1.86	4.933	5.94	7.933	4.46	10.93	1.49
1.950	1.86	4.950	5.94	7.950	4.46	10.95	1.49
1.967	1.86	4.967	5.94	7.967	4.46	10.97	1.49
1.983	1.86	4.983	5.94	7.983	4.46	10.98	1.49
2.000	1.86	5.000	5.95	8.000	4.45	11.00	1.49
2.017	2.23	5.017	8.92	8.017	2.60	11.02	1.49
2.033	2.23	5.033	8.92	8.033	2.60	11.03	1.49
2.050	2.23	5.050	8.92	8.050	2.60	11.05	1.49
2.067	2.23	5.067	8.92	8.067	2.60	11.07	1.49
2.083	2.23	5.083	8.92	8.083	2.60	11.08	1.49
2.100	2.23	5.100	8.92	8.100	2.60	11.10	1.49
2.117	2.23	5.117	8.92	8.117	2.60	11.12	1.49
2.133	2.23	5.133	8.92	8.133	2.60	11.13	1.49
2.150	2.23	5.150	8.92	8.150	2.60	11.15	1.49

VO6 Model Output Post-development Condition

2.167	2.23	5.167	8.92	8.167	2.60	11.17	1.49
2.183	2.23	5.183	8.92	8.183	2.60	11.18	1.49
2.200	2.23	5.200	8.92	8.200	2.60	11.20	1.49
2.217	2.23	5.217	8.92	8.217	2.60	11.22	1.49
2.233	2.23	5.233	8.92	8.233	2.60	11.23	1.49
2.250	2.23	5.250	8.92	8.250	2.60	11.25	1.49
2.267	2.23	5.267	8.92	8.267	2.60	11.27	1.49
2.283	2.23	5.283	8.92	8.283	2.60	11.28	1.49
2.300	2.23	5.300	8.92	8.300	2.60	11.30	1.49
2.317	2.23	5.317	8.92	8.317	2.60	11.32	1.49
2.333	2.23	5.333	8.92	8.333	2.60	11.33	1.49
2.350	2.23	5.350	8.92	8.350	2.60	11.35	1.49
2.367	2.23	5.367	8.92	8.367	2.60	11.37	1.49
2.383	2.23	5.383	8.92	8.383	2.60	11.38	1.49
2.400	2.23	5.400	8.92	8.400	2.60	11.40	1.49
2.417	2.23	5.417	8.92	8.417	2.60	11.42	1.49
2.433	2.23	5.433	8.92	8.433	2.60	11.43	1.49
2.450	2.23	5.450	8.92	8.450	2.60	11.45	1.49
2.467	2.23	5.467	8.92	8.467	2.60	11.47	1.49
2.483	2.23	5.483	8.92	8.483	2.60	11.48	1.49
2.500	2.23	5.500	8.94	8.500	2.60	11.50	1.49
2.517	2.23	5.517	35.66	8.517	2.60	11.52	1.49
2.533	2.23	5.533	35.66	8.533	2.60	11.53	1.49
2.550	2.23	5.550	35.66	8.550	2.60	11.55	1.49
2.567	2.23	5.567	35.66	8.567	2.60	11.57	1.49
2.583	2.23	5.583	35.66	8.583	2.60	11.58	1.49
2.600	2.23	5.600	35.66	8.600	2.60	11.60	1.49
2.617	2.23	5.617	35.66	8.617	2.60	11.62	1.49
2.633	2.23	5.633	35.66	8.633	2.60	11.63	1.49
2.650	2.23	5.650	35.66	8.650	2.60	11.65	1.49
2.667	2.23	5.667	35.66	8.667	2.60	11.67	1.49
2.683	2.23	5.683	35.66	8.683	2.60	11.68	1.49
2.700	2.23	5.700	35.66	8.700	2.60	11.70	1.49
2.717	2.23	5.717	35.66	8.717	2.60	11.72	1.49
2.733	2.23	5.733	35.66	8.733	2.60	11.73	1.49
2.750	2.23	5.750	35.72	8.750	2.60	11.75	1.49
2.767	2.23	5.767	84.93	8.767	2.60	11.77	1.49
2.783	2.23	5.783	84.93	8.783	2.60	11.78	1.49
2.800	2.23	5.800	84.93	8.800	2.60	11.80	1.49
2.817	2.23	5.817	84.93	8.817	2.60	11.82	1.49
2.833	2.23	5.833	85.01	8.833	2.60	11.83	1.49
2.850	2.23	5.850	147.88	8.850	2.60	11.85	1.49
2.867	2.23	5.867	147.88	8.867	2.60	11.87	1.49
2.883	2.23	5.883	147.88	8.883	2.60	11.88	1.49
2.900	2.23	5.900	147.88	8.900	2.60	11.90	1.49
2.917	2.23	5.917	147.77	8.917	2.60	11.92	1.49
2.933	2.23	5.933	61.41	8.933	2.60	11.93	1.49

VO6 Model Output Post-development Condition

```
                2.950    2.23 | 5.950   61.41 | 8.950    2.60 | 11.95    1.49
                2.967    2.23 | 5.967   61.41 | 8.967    2.60 | 11.97    1.49
                2.983    2.23 | 5.983   61.41 | 8.983    2.60 | 11.98    1.49
                3.000    2.23 | 6.000   61.34 | 9.000    2.60 | 12.00    1.49

     Max.Eff.Inten.(mm/hr)=     147.86        81.66
                over (min)        5.00         6.00
     Storage Coeff.  (min)=       1.09 (ii)    5.39 (ii)
     Unit Hyd. Tpeak (min)=       5.00         6.00
     Unit Hyd. peak  (cms)=       0.46         0.20
                                                          *TOTALS*
     PEAK FLOW       (cms)=       0.04         0.01          0.048 (iii)
     TIME TO PEAK    (hrs)=       5.93         5.98           5.93
     RUNOFF VOLUME    (mm)=      74.04        45.43          65.44
     TOTAL RAINFALL   (mm)=      75.04        75.04          75.04
     RUNOFF COEFFICIENT   =       0.99         0.61           0.87


       (i) CN PROCEDURE SELECTED FOR PERVIOUS LOSSES:
            CN*  =  87.0    Ia = Dep. Storage  (Above)
      (ii) TIME STEP (DT) SHOULD BE SMALLER OR EQUAL
           THAN THE STORAGE COEFFICIENT.
     (iii) PEAK FLOW DOES NOT INCLUDE BASEFLOW IF ANY.

--------------------------------------------------------------------------------
--------------------
| CALIB            |
| STANDHYD (  0202)|   Area    (ha)=   0.31
|ID= 1 DT= 1.0 min |   Total Imp(%)=  85.00   Dir. Conn.(%)=  85.00
--------------------
                              IMPERVIOUS    PERVIOUS (i)
     Surface Area     (ha)=       0.26         0.05
     Dep. Storage     (mm)=       1.00         5.00
     Average Slope     (%)=       1.00         2.00
     Length            (m)=      45.09        40.00
     Mannings n           =      0.013        0.250

         NOTE:  RAINFALL WAS TRANSFORMED TO   1.0 MIN. TIME STEP.


                              ---- TRANSFORMED HYETOGRAPH ----
                TIME    RAIN |  TIME    RAIN |'  TIME    RAIN |  TIME    RAIN
                 hrs   mm/hr |   hrs   mm/hr |'   hrs   mm/hr |   hrs   mm/hr
                0.017    1.86 | 3.017    2.97 | 6.017   13.37 |  9.02    2.60
                0.033    1.86 | 3.033    2.97 | 6.033   13.37 |  9.03    2.60
                0.050    1.86 | 3.050    2.97 | 6.050   13.37 |  9.05    2.60
                0.067    1.86 | 3.067    2.97 | 6.067   13.37 |  9.07    2.60
```

VO6 Model Output Post-development Condition

0.083	1.86	3.083	2.97	6.083	13.37	9.08	2.60
0.100	1.86	3.100	2.97	6.100	13.37	9.10	2.60
0.117	1.86	3.117	2.97	6.117	13.37	9.12	2.60
0.133	1.86	3.133	2.97	6.133	13.37	9.13	2.60
0.150	1.86	3.150	2.97	6.150	13.37	9.15	2.60
0.167	1.86	3.167	2.97	6.167	13.37	9.17	2.60
0.183	1.86	3.183	2.97	6.183	13.37	9.18	2.60
0.200	1.86	3.200	2.97	6.200	13.37	9.20	2.60
0.217	1.86	3.217	2.97	6.217	13.37	9.22	2.60
0.233	1.86	3.233	2.97	6.233	13.37	9.23	2.60
0.250	1.86	3.250	2.97	6.250	13.37	9.25	2.60
0.267	1.86	3.267	2.97	6.267	13.37	9.27	2.60
0.283	1.86	3.283	2.97	6.283	13.37	9.28	2.60
0.300	1.86	3.300	2.97	6.300	13.37	9.30	2.60
0.317	1.86	3.317	2.97	6.317	13.37	9.32	2.60
0.333	1.86	3.333	2.97	6.333	13.37	9.33	2.60
0.350	1.86	3.350	2.97	6.350	13.37	9.35	2.60
0.367	1.86	3.367	2.97	6.367	13.37	9.37	2.60
0.383	1.86	3.383	2.97	6.383	13.37	9.38	2.60
0.400	1.86	3.400	2.97	6.400	13.37	9.40	2.60
0.417	1.86	3.417	2.97	6.417	13.37	9.42	2.60
0.433	1.86	3.433	2.97	6.433	13.37	9.43	2.60
0.450	1.86	3.450	2.97	6.450	13.37	9.45	2.60
0.467	1.86	3.467	2.97	6.467	13.37	9.47	2.60
0.483	1.86	3.483	2.97	6.483	13.37	9.48	2.60
0.500	1.86	3.500	2.97	6.500	13.36	9.50	2.60
0.517	1.86	3.517	2.97	6.517	5.94	9.52	2.60
0.533	1.86	3.533	2.97	6.533	5.94	9.53	2.60
0.550	1.86	3.550	2.97	6.550	5.94	9.55	2.60
0.567	1.86	3.567	2.97	6.567	5.94	9.57	2.60
0.583	1.86	3.583	2.97	6.583	5.94	9.58	2.60
0.600	1.86	3.600	2.97	6.600	5.94	9.60	2.60
0.617	1.86	3.617	2.97	6.617	5.94	9.62	2.60
0.633	1.86	3.633	2.97	6.633	5.94	9.63	2.60
0.650	1.86	3.650	2.97	6.650	5.94	9.65	2.60
0.667	1.86	3.667	2.97	6.667	5.94	9.67	2.60
0.683	1.86	3.683	2.97	6.683	5.94	9.68	2.60
0.700	1.86	3.700	2.97	6.700	5.94	9.70	2.60
0.717	1.86	3.717	2.97	6.717	5.94	9.72	2.60
0.733	1.86	3.733	2.97	6.733	5.94	9.73	2.60
0.750	1.86	3.750	2.97	6.750	5.94	9.75	2.60
0.767	1.86	3.767	2.97	6.767	5.94	9.77	2.60
0.783	1.86	3.783	2.97	6.783	5.94	9.78	2.60
0.800	1.86	3.800	2.97	6.800	5.94	9.80	2.60
0.817	1.86	3.817	2.97	6.817	5.94	9.82	2.60
0.833	1.86	3.833	2.97	6.833	5.94	9.83	2.60
0.850	1.86	3.850	2.97	6.850	5.94	9.85	2.60

VO6 Model Output Post-development Condition

0.867	1.86	3.867	2.97	6.867	5.94	9.87	2.60
0.883	1.86	3.883	2.97	6.883	5.94	9.88	2.60
0.900	1.86	3.900	2.97	6.900	5.94	9.90	2.60
0.917	1.86	3.917	2.97	6.917	5.94	9.92	2.60
0.933	1.86	3.933	2.97	6.933	5.94	9.93	2.60
0.950	1.86	3.950	2.97	6.950	5.94	9.95	2.60
0.967	1.86	3.967	2.97	6.967	5.94	9.97	2.60
0.983	1.86	3.983	2.97	6.983	5.94	9.98	2.60
1.000	1.86	4.000	2.97	7.000	5.94	10.00	2.60
1.017	1.86	4.017	4.46	7.017	5.94	10.02	1.49
1.033	1.86	4.033	4.46	7.033	5.94	10.03	1.49
1.050	1.86	4.050	4.46	7.050	5.94	10.05	1.49
1.067	1.86	4.067	4.46	7.067	5.94	10.07	1.49
1.083	1.86	4.083	4.46	7.083	5.94	10.08	1.49
1.100	1.86	4.100	4.46	7.100	5.94	10.10	1.49
1.117	1.86	4.117	4.46	7.117	5.94	10.12	1.49
1.133	1.86	4.133	4.46	7.133	5.94	10.13	1.49
1.150	1.86	4.150	4.46	7.150	5.94	10.15	1.49
1.167	1.86	4.167	4.46	7.167	5.94	10.17	1.49
1.183	1.86	4.183	4.46	7.183	5.94	10.18	1.49
1.200	1.86	4.200	4.46	7.200	5.94	10.20	1.49
1.217	1.86	4.217	4.46	7.217	5.94	10.22	1.49
1.233	1.86	4.233	4.46	7.233	5.94	10.23	1.49
1.250	1.86	4.250	4.46	7.250	5.94	10.25	1.49
1.267	1.86	4.267	4.46	7.267	5.94	10.27	1.49
1.283	1.86	4.283	4.46	7.283	5.94	10.28	1.49
1.300	1.86	4.300	4.46	7.300	5.94	10.30	1.49
1.317	1.86	4.317	4.46	7.317	5.94	10.32	1.49
1.333	1.86	4.333	4.46	7.333	5.94	10.33	1.49
1.350	1.86	4.350	4.46	7.350	5.94	10.35	1.49
1.367	1.86	4.367	4.46	7.367	5.94	10.37	1.49
1.383	1.86	4.383	4.46	7.383	5.94	10.38	1.49
1.400	1.86	4.400	4.46	7.400	5.94	10.40	1.49
1.417	1.86	4.417	4.46	7.417	5.94	10.42	1.49
1.433	1.86	4.433	4.46	7.433	5.94	10.43	1.49
1.450	1.86	4.450	4.46	7.450	5.94	10.45	1.49
1.467	1.86	4.467	4.46	7.467	5.94	10.47	1.49
1.483	1.86	4.483	4.46	7.483	5.94	10.48	1.49
1.500	1.86	4.500	4.46	7.500	5.94	10.50	1.49
1.517	1.86	4.517	5.94	7.517	4.46	10.52	1.49
1.533	1.86	4.533	5.94	7.533	4.46	10.53	1.49
1.550	1.86	4.550	5.94	7.550	4.46	10.55	1.49
1.567	1.86	4.567	5.94	7.567	4.46	10.57	1.49
1.583	1.86	4.583	5.94	7.583	4.46	10.58	1.49
1.600	1.86	4.600	5.94	7.600	4.46	10.60	1.49
1.617	1.86	4.617	5.94	7.617	4.46	10.62	1.49
1.633	1.86	4.633	5.94	7.633	4.46	10.63	1.49

VO6 Model Output Post-development Condition

1.650	1.86	4.650	5.94	7.650	4.46	10.65	1.49
1.667	1.86	4.667	5.94	7.667	4.46	10.67	1.49
1.683	1.86	4.683	5.94	7.683	4.46	10.68	1.49
1.700	1.86	4.700	5.94	7.700	4.46	10.70	1.49
1.717	1.86	4.717	5.94	7.717	4.46	10.72	1.49
1.733	1.86	4.733	5.94	7.733	4.46	10.73	1.49
1.750	1.86	4.750	5.94	7.750	4.46	10.75	1.49
1.767	1.86	4.767	5.94	7.767	4.46	10.77	1.49
1.783	1.86	4.783	5.94	7.783	4.46	10.78	1.49
1.800	1.86	4.800	5.94	7.800	4.46	10.80	1.49
1.817	1.86	4.817	5.94	7.817	4.46	10.82	1.49
1.833	1.86	4.833	5.94	7.833	4.46	10.83	1.49
1.850	1.86	4.850	5.94	7.850	4.46	10.85	1.49
1.867	1.86	4.867	5.94	7.867	4.46	10.87	1.49
1.883	1.86	4.883	5.94	7.883	4.46	10.88	1.49
1.900	1.86	4.900	5.94	7.900	4.46	10.90	1.49
1.917	1.86	4.917	5.94	7.917	4.46	10.92	1.49
1.933	1.86	4.933	5.94	7.933	4.46	10.93	1.49
1.950	1.86	4.950	5.94	7.950	4.46	10.95	1.49
1.967	1.86	4.967	5.94	7.967	4.46	10.97	1.49
1.983	1.86	4.983	5.94	7.983	4.46	10.98	1.49
2.000	1.86	5.000	5.95	8.000	4.45	11.00	1.49
2.017	2.23	5.017	8.92	8.017	2.60	11.02	1.49
2.033	2.23	5.033	8.92	8.033	2.60	11.03	1.49
2.050	2.23	5.050	8.92	8.050	2.60	11.05	1.49
2.067	2.23	5.067	8.92	8.067	2.60	11.07	1.49
2.083	2.23	5.083	8.92	8.083	2.60	11.08	1.49
2.100	2.23	5.100	8.92	8.100	2.60	11.10	1.49
2.117	2.23	5.117	8.92	8.117	2.60	11.12	1.49
2.133	2.23	5.133	8.92	8.133	2.60	11.13	1.49
2.150	2.23	5.150	8.92	8.150	2.60	11.15	1.49
2.167	2.23	5.167	8.92	8.167	2.60	11.17	1.49
2.183	2.23	5.183	8.92	8.183	2.60	11.18	1.49
2.200	2.23	5.200	8.92	8.200	2.60	11.20	1.49
2.217	2.23	5.217	8.92	8.217	2.60	11.22	1.49
2.233	2.23	5.233	8.92	8.233	2.60	11.23	1.49
2.250	2.23	5.250	8.92	8.250	2.60	11.25	1.49
2.267	2.23	5.267	8.92	8.267	2.60	11.27	1.49
2.283	2.23	5.283	8.92	8.283	2.60	11.28	1.49
2.300	2.23	5.300	8.92	8.300	2.60	11.30	1.49
2.317	2.23	5.317	8.92	8.317	2.60	11.32	1.49
2.333	2.23	5.333	8.92	8.333	2.60	11.33	1.49
2.350	2.23	5.350	8.92	8.350	2.60	11.35	1.49
2.367	2.23	5.367	8.92	8.367	2.60	11.37	1.49
2.383	2.23	5.383	8.92	8.383	2.60	11.38	1.49
2.400	2.23	5.400	8.92	8.400	2.60	11.40	1.49
2.417	2.23	5.417	8.92	8.417	2.60	11.42	1.49

VO6 Model Output Post-development Condition

2.433	2.23	5.433	8.92	8.433	2.60	11.43	1.49
2.450	2.23	5.450	8.92	8.450	2.60	11.45	1.49
2.467	2.23	5.467	8.92	8.467	2.60	11.47	1.49
2.483	2.23	5.483	8.92	8.483	2.60	11.48	1.49
2.500	2.23	5.500	8.94	8.500	2.60	11.50	1.49
2.517	2.23	5.517	35.66	8.517	2.60	11.52	1.49
2.533	2.23	5.533	35.66	8.533	2.60	11.53	1.49
2.550	2.23	5.550	35.66	8.550	2.60	11.55	1.49
2.567	2.23	5.567	35.66	8.567	2.60	11.57	1.49
2.583	2.23	5.583	35.66	8.583	2.60	11.58	1.49
2.600	2.23	5.600	35.66	8.600	2.60	11.60	1.49
2.617	2.23	5.617	35.66	8.617	2.60	11.62	1.49
2.633	2.23	5.633	35.66	8.633	2.60	11.63	1.49
2.650	2.23	5.650	35.66	8.650	2.60	11.65	1.49
2.667	2.23	5.667	35.66	8.667	2.60	11.67	1.49
2.683	2.23	5.683	35.66	8.683	2.60	11.68	1.49
2.700	2.23	5.700	35.66	8.700	2.60	11.70	1.49
2.717	2.23	5.717	35.66	8.717	2.60	11.72	1.49
2.733	2.23	5.733	35.66	8.733	2.60	11.73	1.49
2.750	2.23	5.750	35.72	8.750	2.60	11.75	1.49
2.767	2.23	5.767	84.93	8.767	2.60	11.77	1.49
2.783	2.23	5.783	84.93	8.783	2.60	11.78	1.49
2.800	2.23	5.800	84.93	8.800	2.60	11.80	1.49
2.817	2.23	5.817	84.93	8.817	2.60	11.82	1.49
2.833	2.23	5.833	85.01	8.833	2.60	11.83	1.49
2.850	2.23	5.850	147.88	8.850	2.60	11.85	1.49
2.867	2.23	5.867	147.88	8.867	2.60	11.87	1.49
2.883	2.23	5.883	147.88	8.883	2.60	11.88	1.49
2.900	2.23	5.900	147.88	8.900	2.60	11.90	1.49
2.917	2.23	5.917	147.77	8.917	2.60	11.92	1.49
2.933	2.23	5.933	61.41	8.933	2.60	11.93	1.49
2.950	2.23	5.950	61.41	8.950	2.60	11.95	1.49
2.967	2.23	5.967	61.41	8.967	2.60	11.97	1.49
2.983	2.23	5.983	61.41	8.983	2.60	11.98	1.49
3.000	2.23	6.000	61.34	9.000	2.60	12.00	1.49

Max.Eff.Inten.(mm/hr)=	147.86	81.66	
over (min)	5.00	5.00	
Storage Coeff. (min)=	1.35 (ii)	4.37 (ii)	
Unit Hyd. Tpeak (min)=	5.00	5.00	
Unit Hyd. peak (cms)=	0.43	0.25	
			TOTALS
PEAK FLOW (cms)=	0.10	0.01	0.108 (iii)
TIME TO PEAK (hrs)=	5.93	5.95	5.93
RUNOFF VOLUME (mm)=	74.04	45.42	69.74
TOTAL RAINFALL (mm)=	75.04	75.04	75.04
RUNOFF COEFFICIENT =	0.99	0.61	0.93

```
       (i) CN PROCEDURE SELECTED FOR PERVIOUS LOSSES:
            CN*  =  87.0    Ia = Dep. Storage  (Above)
      (ii) TIME STEP (DT) SHOULD BE SMALLER OR EQUAL
           THAN THE STORAGE COEFFICIENT.
     (iii) PEAK FLOW DOES NOT INCLUDE BASEFLOW IF ANY.

--------------------------------------------------------------------------------
--------------------
| RESERVOIR(  2021)|     OVERFLOW IS OFF
| IN= 2---> OUT= 1 |
| DT=  1.0 min     |     OUTFLOW    STORAGE   |  OUTFLOW    STORAGE
--------------------      (cms)     (ha.m.)   |   (cms)     (ha.m.)
                          0.0000     0.0000   |   0.0370      0.0120

                                AREA     QPEAK     TPEAK       R.V.
                                (ha)     (cms)     (hrs)       (mm)
   INFLOW : ID= 2 (  0202)      0.305      0.108      5.93      69.74
   OUTFLOW: ID= 1 (  2021)      0.305      0.026      6.08      69.48

                   PEAK   FLOW   REDUCTION [Qout/Qin](%)= 24.38
                   TIME SHIFT OF PEAK FLOW         (min)=  9.00
                   MAXIMUM  STORAGE   USED       (ha.m.)=  0.0085

--------------------------------------------------------------------------------

--------------------
| ADD HYD  (  1090)|
|   1 +  2 =  3    |         AREA    QPEAK    TPEAK     R.V.
--------------------         (ha)    (cms)    (hrs)     (mm)
        ID1= 1 (  2011):     0.50   0.044     6.05    69.58
      + ID2= 2 (  2021):     0.31   0.026     6.08    69.48
        ====================================================
        ID = 3 (  1090):     0.80   0.070     6.07    69.54

     NOTE:  PEAK FLOWS DO NOT INCLUDE BASEFLOWS IF ANY.
--------------------------------------------------------------------------------

--------------------
| ADD HYD  (  1090)|
|   3 +  2 =  1    |         AREA    QPEAK    TPEAK     R.V.
--------------------         (ha)    (cms)    (hrs)     (mm)
        ID1= 3 (  1090):     0.80   0.070     6.07    69.54
      + ID2= 2 (  0205):     0.20   0.063     5.93    65.44
        ====================================================
        ID = 1 (  1090):     1.00   0.121     5.95    68.74
```

```
     NOTE:  PEAK FLOWS DO NOT INCLUDE BASEFLOWS IF ANY.
--------------------------------------------------------------------------------

--------------------
| ADD HYD  (  1090)|
|   1 +  2 =  3    |         AREA    QPEAK    TPEAK     R.V.
--------------------         (ha)    (cms)    (hrs)     (mm)
        ID1= 1 (  1090):     1.00   0.121     5.95    68.74
      + ID2= 2 (  0207):     0.15   0.048     5.93    65.44
        ====================================================
        ID = 3 (  1090):     1.14   0.167     5.95    68.31

     NOTE:  PEAK FLOWS DO NOT INCLUDE BASEFLOWS IF ANY.
--------------------------------------------------------------------------------

--------------------
| ADD HYD  (  1090)|
|   3 +  2 =  1    |         AREA    QPEAK    TPEAK     R.V.
--------------------         (ha)    (cms)    (hrs)     (mm)
        ID1= 3 (  1090):     1.14   0.167     5.95    68.31
      + ID2= 2 (  2142):     0.07   0.015     5.83    72.03
        ====================================================
        ID = 1 (  1090):     1.22   0.182     5.95    68.53

     NOTE:  PEAK FLOWS DO NOT INCLUDE BASEFLOWS IF ANY.
--------------------------------------------------------------------------------
--------------------
| CALIB            |
| STANDHYD (  0208)|   Area    (ha)=   0.20
|ID= 1 DT= 1.0 min |   Total Imp(%)=  70.00   Dir. Conn.(%)=  70.00
--------------------
                              IMPERVIOUS    PERVIOUS (i)
     Surface Area     (ha)=       0.14         0.06
     Dep. Storage     (mm)=       1.00         5.00
     Average Slope     (%)=       1.00         2.00
     Length            (m)=      36.15        40.00
     Mannings n           =      0.013        0.250

         NOTE:  RAINFALL WAS TRANSFORMED TO   1.0 MIN. TIME STEP.


                          ---- TRANSFORMED HYETOGRAPH ----
               TIME    RAIN |  TIME    RAIN |'  TIME    RAIN |  TIME    RAIN
                hrs   mm/hr |   hrs   mm/hr |'   hrs   mm/hr |   hrs   mm/hr
              0.017    1.86 | 3.017    2.97 | 6.017   13.37 |  9.02    2.60
              0.033    1.86 | 3.033    2.97 | 6.033   13.37 |  9.03    2.60
```

VO6 Model Output Post-development Condition

0.050	1.86	3.050	2.97	6.050	13.37	9.05	2.60
0.067	1.86	3.067	2.97	6.067	13.37	9.07	2.60
0.083	1.86	3.083	2.97	6.083	13.37	9.08	2.60
0.100	1.86	3.100	2.97	6.100	13.37	9.10	2.60
0.117	1.86	3.117	2.97	6.117	13.37	9.12	2.60
0.133	1.86	3.133	2.97	6.133	13.37	9.13	2.60
0.150	1.86	3.150	2.97	6.150	13.37	9.15	2.60
0.167	1.86	3.167	2.97	6.167	13.37	9.17	2.60
0.183	1.86	3.183	2.97	6.183	13.37	9.18	2.60
0.200	1.86	3.200	2.97	6.200	13.37	9.20	2.60
0.217	1.86	3.217	2.97	6.217	13.37	9.22	2.60
0.233	1.86	3.233	2.97	6.233	13.37	9.23	2.60
0.250	1.86	3.250	2.97	6.250	13.37	9.25	2.60
0.267	1.86	3.267	2.97	6.267	13.37	9.27	2.60
0.283	1.86	3.283	2.97	6.283	13.37	9.28	2.60
0.300	1.86	3.300	2.97	6.300	13.37	9.30	2.60
0.317	1.86	3.317	2.97	6.317	13.37	9.32	2.60
0.333	1.86	3.333	2.97	6.333	13.37	9.33	2.60
0.350	1.86	3.350	2.97	6.350	13.37	9.35	2.60
0.367	1.86	3.367	2.97	6.367	13.37	9.37	2.60
0.383	1.86	3.383	2.97	6.383	13.37	9.38	2.60
0.400	1.86	3.400	2.97	6.400	13.37	9.40	2.60
0.417	1.86	3.417	2.97	6.417	13.37	9.42	2.60
0.433	1.86	3.433	2.97	6.433	13.37	9.43	2.60
0.450	1.86	3.450	2.97	6.450	13.37	9.45	2.60
0.467	1.86	3.467	2.97	6.467	13.37	9.47	2.60
0.483	1.86	3.483	2.97	6.483	13.37	9.48	2.60
0.500	1.86	3.500	2.97	6.500	13.36	9.50	2.60
0.517	1.86	3.517	2.97	6.517	5.94	9.52	2.60
0.533	1.86	3.533	2.97	6.533	5.94	9.53	2.60
0.550	1.86	3.550	2.97	6.550	5.94	9.55	2.60
0.567	1.86	3.567	2.97	6.567	5.94	9.57	2.60
0.583	1.86	3.583	2.97	6.583	5.94	9.58	2.60
0.600	1.86	3.600	2.97	6.600	5.94	9.60	2.60
0.617	1.86	3.617	2.97	6.617	5.94	9.62	2.60
0.633	1.86	3.633	2.97	6.633	5.94	9.63	2.60
0.650	1.86	3.650	2.97	6.650	5.94	9.65	2.60
0.667	1.86	3.667	2.97	6.667	5.94	9.67	2.60
0.683	1.86	3.683	2.97	6.683	5.94	9.68	2.60
0.700	1.86	3.700	2.97	6.700	5.94	9.70	2.60
0.717	1.86	3.717	2.97	6.717	5.94	9.72	2.60
0.733	1.86	3.733	2.97	6.733	5.94	9.73	2.60
0.750	1.86	3.750	2.97	6.750	5.94	9.75	2.60
0.767	1.86	3.767	2.97	6.767	5.94	9.77	2.60
0.783	1.86	3.783	2.97	6.783	5.94	9.78	2.60
0.800	1.86	3.800	2.97	6.800	5.94	9.80	2.60
0.817	1.86	3.817	2.97	6.817	5.94	9.82	2.60

VO6 Model Output Post-development Condition

0.833	1.86	3.833	2.97	6.833	5.94	9.83	2.60
0.850	1.86	3.850	2.97	6.850	5.94	9.85	2.60
0.867	1.86	3.867	2.97	6.867	5.94	9.87	2.60
0.883	1.86	3.883	2.97	6.883	5.94	9.88	2.60
0.900	1.86	3.900	2.97	6.900	5.94	9.90	2.60
0.917	1.86	3.917	2.97	6.917	5.94	9.92	2.60
0.933	1.86	3.933	2.97	6.933	5.94	9.93	2.60
0.950	1.86	3.950	2.97	6.950	5.94	9.95	2.60
0.967	1.86	3.967	2.97	6.967	5.94	9.97	2.60
0.983	1.86	3.983	2.97	6.983	5.94	9.98	2.60
1.000	1.86	4.000	2.97	7.000	5.94	10.00	2.60
1.017	1.86	4.017	4.46	7.017	5.94	10.02	1.49
1.033	1.86	4.033	4.46	7.033	5.94	10.03	1.49
1.050	1.86	4.050	4.46	7.050	5.94	10.05	1.49
1.067	1.86	4.067	4.46	7.067	5.94	10.07	1.49
1.083	1.86	4.083	4.46	7.083	5.94	10.08	1.49
1.100	1.86	4.100	4.46	7.100	5.94	10.10	1.49
1.117	1.86	4.117	4.46	7.117	5.94	10.12	1.49
1.133	1.86	4.133	4.46	7.133	5.94	10.13	1.49
1.150	1.86	4.150	4.46	7.150	5.94	10.15	1.49
1.167	1.86	4.167	4.46	7.167	5.94	10.17	1.49
1.183	1.86	4.183	4.46	7.183	5.94	10.18	1.49
1.200	1.86	4.200	4.46	7.200	5.94	10.20	1.49
1.217	1.86	4.217	4.46	7.217	5.94	10.22	1.49
1.233	1.86	4.233	4.46	7.233	5.94	10.23	1.49
1.250	1.86	4.250	4.46	7.250	5.94	10.25	1.49
1.267	1.86	4.267	4.46	7.267	5.94	10.27	1.49
1.283	1.86	4.283	4.46	7.283	5.94	10.28	1.49
1.300	1.86	4.300	4.46	7.300	5.94	10.30	1.49
1.317	1.86	4.317	4.46	7.317	5.94	10.32	1.49
1.333	1.86	4.333	4.46	7.333	5.94	10.33	1.49
1.350	1.86	4.350	4.46	7.350	5.94	10.35	1.49
1.367	1.86	4.367	4.46	7.367	5.94	10.37	1.49
1.383	1.86	4.383	4.46	7.383	5.94	10.38	1.49
1.400	1.86	4.400	4.46	7.400	5.94	10.40	1.49
1.417	1.86	4.417	4.46	7.417	5.94	10.42	1.49
1.433	1.86	4.433	4.46	7.433	5.94	10.43	1.49
1.450	1.86	4.450	4.46	7.450	5.94	10.45	1.49
1.467	1.86	4.467	4.46	7.467	5.94	10.47	1.49
1.483	1.86	4.483	4.46	7.483	5.94	10.48	1.49
1.500	1.86	4.500	4.46	7.500	5.94	10.50	1.49
1.517	1.86	4.517	5.94	7.517	4.46	10.52	1.49
1.533	1.86	4.533	5.94	7.533	4.46	10.53	1.49
1.550	1.86	4.550	5.94	7.550	4.46	10.55	1.49
1.567	1.86	4.567	5.94	7.567	4.46	10.57	1.49
1.583	1.86	4.583	5.94	7.583	4.46	10.58	1.49
1.600	1.86	4.600	5.94	7.600	4.46	10.60	1.49

VO6 Model Output Post-development Condition

1.617	1.86	4.617	5.94	7.617	4.46	10.62	1.49
1.633	1.86	4.633	5.94	7.633	4.46	10.63	1.49
1.650	1.86	4.650	5.94	7.650	4.46	10.65	1.49
1.667	1.86	4.667	5.94	7.667	4.46	10.67	1.49
1.683	1.86	4.683	5.94	7.683	4.46	10.68	1.49
1.700	1.86	4.700	5.94	7.700	4.46	10.70	1.49
1.717	1.86	4.717	5.94	7.717	4.46	10.72	1.49
1.733	1.86	4.733	5.94	7.733	4.46	10.73	1.49
1.750	1.86	4.750	5.94	7.750	4.46	10.75	1.49
1.767	1.86	4.767	5.94	7.767	4.46	10.77	1.49
1.783	1.86	4.783	5.94	7.783	4.46	10.78	1.49
1.800	1.86	4.800	5.94	7.800	4.46	10.80	1.49
1.817	1.86	4.817	5.94	7.817	4.46	10.82	1.49
1.833	1.86	4.833	5.94	7.833	4.46	10.83	1.49
1.850	1.86	4.850	5.94	7.850	4.46	10.85	1.49
1.867	1.86	4.867	5.94	7.867	4.46	10.87	1.49
1.883	1.86	4.883	5.94	7.883	4.46	10.88	1.49
1.900	1.86	4.900	5.94	7.900	4.46	10.90	1.49
1.917	1.86	4.917	5.94	7.917	4.46	10.92	1.49
1.933	1.86	4.933	5.94	7.933	4.46	10.93	1.49
1.950	1.86	4.950	5.94	7.950	4.46	10.95	1.49
1.967	1.86	4.967	5.94	7.967	4.46	10.97	1.49
1.983	1.86	4.983	5.94	7.983	4.46	10.98	1.49
2.000	1.86	5.000	5.95	8.000	4.45	11.00	1.49
2.017	2.23	5.017	8.92	8.017	2.60	11.02	1.49
2.033	2.23	5.033	8.92	8.033	2.60	11.03	1.49
2.050	2.23	5.050	8.92	8.050	2.60	11.05	1.49
2.067	2.23	5.067	8.92	8.067	2.60	11.07	1.49
2.083	2.23	5.083	8.92	8.083	2.60	11.08	1.49
2.100	2.23	5.100	8.92	8.100	2.60	11.10	1.49
2.117	2.23	5.117	8.92	8.117	2.60	11.12	1.49
2.133	2.23	5.133	8.92	8.133	2.60	11.13	1.49
2.150	2.23	5.150	8.92	8.150	2.60	11.15	1.49
2.167	2.23	5.167	8.92	8.167	2.60	11.17	1.49
2.183	2.23	5.183	8.92	8.183	2.60	11.18	1.49
2.200	2.23	5.200	8.92	8.200	2.60	11.20	1.49
2.217	2.23	5.217	8.92	8.217	2.60	11.22	1.49
2.233	2.23	5.233	8.92	8.233	2.60	11.23	1.49
2.250	2.23	5.250	8.92	8.250	2.60	11.25	1.49
2.267	2.23	5.267	8.92	8.267	2.60	11.27	1.49
2.283	2.23	5.283	8.92	8.283	2.60	11.28	1.49
2.300	2.23	5.300	8.92	8.300	2.60	11.30	1.49
2.317	2.23	5.317	8.92	8.317	2.60	11.32	1.49
2.333	2.23	5.333	8.92	8.333	2.60	11.33	1.49
2.350	2.23	5.350	8.92	8.350	2.60	11.35	1.49
2.367	2.23	5.367	8.92	8.367	2.60	11.37	1.49
2.383	2.23	5.383	8.92	8.383	2.60	11.38	1.49

VO6 Model Output Post-development Condition

2.400	2.23	5.400	8.92	8.400	2.60	11.40	1.49
2.417	2.23	5.417	8.92	8.417	2.60	11.42	1.49
2.433	2.23	5.433	8.92	8.433	2.60	11.43	1.49
2.450	2.23	5.450	8.92	8.450	2.60	11.45	1.49
2.467	2.23	5.467	8.92	8.467	2.60	11.47	1.49
2.483	2.23	5.483	8.92	8.483	2.60	11.48	1.49
2.500	2.23	5.500	8.94	8.500	2.60	11.50	1.49
2.517	2.23	5.517	35.66	8.517	2.60	11.52	1.49
2.533	2.23	5.533	35.66	8.533	2.60	11.53	1.49
2.550	2.23	5.550	35.66	8.550	2.60	11.55	1.49
2.567	2.23	5.567	35.66	8.567	2.60	11.57	1.49
2.583	2.23	5.583	35.66	8.583	2.60	11.58	1.49
2.600	2.23	5.600	35.66	8.600	2.60	11.60	1.49
2.617	2.23	5.617	35.66	8.617	2.60	11.62	1.49
2.633	2.23	5.633	35.66	8.633	2.60	11.63	1.49
2.650	2.23	5.650	35.66	8.650	2.60	11.65	1.49
2.667	2.23	5.667	35.66	8.667	2.60	11.67	1.49
2.683	2.23	5.683	35.66	8.683	2.60	11.68	1.49
2.700	2.23	5.700	35.66	8.700	2.60	11.70	1.49
2.717	2.23	5.717	35.66	8.717	2.60	11.72	1.49
2.733	2.23	5.733	35.66	8.733	2.60	11.73	1.49
2.750	2.23	5.750	35.72	8.750	2.60	11.75	1.49
2.767	2.23	5.767	84.93	8.767	2.60	11.77	1.49
2.783	2.23	5.783	84.93	8.783	2.60	11.78	1.49
2.800	2.23	5.800	84.93	8.800	2.60	11.80	1.49
2.817	2.23	5.817	84.93	8.817	2.60	11.82	1.49
2.833	2.23	5.833	85.01	8.833	2.60	11.83	1.49
2.850	2.23	5.850	147.88	8.850	2.60	11.85	1.49
2.867	2.23	5.867	147.88	8.867	2.60	11.87	1.49
2.883	2.23	5.883	147.88	8.883	2.60	11.88	1.49
2.900	2.23	5.900	147.88	8.900	2.60	11.90	1.49
2.917	2.23	5.917	147.77	8.917	2.60	11.92	1.49
2.933	2.23	5.933	61.41	8.933	2.60	11.93	1.49
2.950	2.23	5.950	61.41	8.950	2.60	11.95	1.49
2.967	2.23	5.967	61.41	8.967	2.60	11.97	1.49
2.983	2.23	5.983	61.41	8.983	2.60	11.98	1.49
3.000	2.23	6.000	61.34	9.000	2.60	12.00	1.49

			TOTALS
Max.Eff.Inten.(mm/hr)=	147.86	81.66	
over (min)	5.00	6.00	
Storage Coeff. (min)=	1.19 (ii)	5.49 (ii)	
Unit Hyd. Tpeak (min)=	5.00	6.00	
Unit Hyd. peak (cms)=	0.45	0.20	
PEAK FLOW (cms)=	0.05	0.01	0.063 (iii)
TIME TO PEAK (hrs)=	5.93	5.98	5.93
RUNOFF VOLUME (mm)=	74.04	45.43	65.44

VO6 Model Output Post-development Condition

TOTAL RAINFALL (mm)=	75.04	75.04	75.04
RUNOFF COEFFICIENT =	0.99	0.61	0.87

(i) CN PROCEDURE SELECTED FOR PERVIOUS LOSSES:
CN* = 87.0 Ia = Dep. Storage (Above)
(ii) TIME STEP (DT) SHOULD BE SMALLER OR EQUAL
THAN THE STORAGE COEFFICIENT.
(iii) PEAK FLOW DOES NOT INCLUDE BASEFLOW IF ANY.

```
| CALIB              |
| STANDHYD (  0212)|   Area    (ha)=   0.25
|ID= 1 DT= 1.0 min |   Total Imp(%)=   5.00   Dir. Conn.(%)=   5.00
```

		IMPERVIOUS	PERVIOUS (i)
Surface Area	(ha)=	0.01	0.24
Dep. Storage	(mm)=	1.00	5.00
Average Slope	(%)=	1.00	2.00
Length	(m)=	40.82	40.00
Mannings n	=	0.013	0.250

NOTE: RAINFALL WAS TRANSFORMED TO 1.0 MIN. TIME STEP.

---- TRANSFORMED HYETOGRAPH ----

TIME hrs	RAIN mm/hr	TIME hrs	RAIN mm/hr	TIME hrs	RAIN mm/hr	TIME hrs	RAIN mm/hr
0.017	1.86	3.017	2.97	6.017	13.37	9.02	2.60
0.033	1.86	3.033	2.97	6.033	13.37	9.03	2.60
0.050	1.86	3.050	2.97	6.050	13.37	9.05	2.60
0.067	1.86	3.067	2.97	6.067	13.37	9.07	2.60
0.083	1.86	3.083	2.97	6.083	13.37	9.08	2.60
0.100	1.86	3.100	2.97	6.100	13.37	9.10	2.60
0.117	1.86	3.117	2.97	6.117	13.37	9.12	2.60
0.133	1.86	3.133	2.97	6.133	13.37	9.13	2.60
0.150	1.86	3.150	2.97	6.150	13.37	9.15	2.60
0.167	1.86	3.167	2.97	6.167	13.37	9.17	2.60
0.183	1.86	3.183	2.97	6.183	13.37	9.18	2.60
0.200	1.86	3.200	2.97	6.200	13.37	9.20	2.60
0.217	1.86	3.217	2.97	6.217	13.37	9.22	2.60
0.233	1.86	3.233	2.97	6.233	13.37	9.23	2.60
0.250	1.86	3.250	2.97	6.250	13.37	9.25	2.60
0.267	1.86	3.267	2.97	6.267	13.37	9.27	2.60
0.283	1.86	3.283	2.97	6.283	13.37	9.28	2.60
0.300	1.86	3.300	2.97	6.300	13.37	9.30	2.60

VO6 Model Output Post-development Condition

0.317	1.86	3.317	2.97	6.317	13.37	9.32	2.60
0.333	1.86	3.333	2.97	6.333	13.37	9.33	2.60
0.350	1.86	3.350	2.97	6.350	13.37	9.35	2.60
0.367	1.86	3.367	2.97	6.367	13.37	9.37	2.60
0.383	1.86	3.383	2.97	6.383	13.37	9.38	2.60
0.400	1.86	3.400	2.97	6.400	13.37	9.40	2.60
0.417	1.86	3.417	2.97	6.417	13.37	9.42	2.60
0.433	1.86	3.433	2.97	6.433	13.37	9.43	2.60
0.450	1.86	3.450	2.97	6.450	13.37	9.45	2.60
0.467	1.86	3.467	2.97	6.467	13.37	9.47	2.60
0.483	1.86	3.483	2.97	6.483	13.37	9.48	2.60
0.500	1.86	3.500	2.97	6.500	13.36	9.50	2.60
0.517	1.86	3.517	2.97	6.517	5.94	9.52	2.60
0.533	1.86	3.533	2.97	6.533	5.94	9.53	2.60
0.550	1.86	3.550	2.97	6.550	5.94	9.55	2.60
0.567	1.86	3.567	2.97	6.567	5.94	9.57	2.60
0.583	1.86	3.583	2.97	6.583	5.94	9.58	2.60
0.600	1.86	3.600	2.97	6.600	5.94	9.60	2.60
0.617	1.86	3.617	2.97	6.617	5.94	9.62	2.60
0.633	1.86	3.633	2.97	6.633	5.94	9.63	2.60
0.650	1.86	3.650	2.97	6.650	5.94	9.65	2.60
0.667	1.86	3.667	2.97	6.667	5.94	9.67	2.60
0.683	1.86	3.683	2.97	6.683	5.94	9.68	2.60
0.700	1.86	3.700	2.97	6.700	5.94	9.70	2.60
0.717	1.86	3.717	2.97	6.717	5.94	9.72	2.60
0.733	1.86	3.733	2.97	6.733	5.94	9.73	2.60
0.750	1.86	3.750	2.97	6.750	5.94	9.75	2.60
0.767	1.86	3.767	2.97	6.767	5.94	9.77	2.60
0.783	1.86	3.783	2.97	6.783	5.94	9.78	2.60
0.800	1.86	3.800	2.97	6.800	5.94	9.80	2.60
0.817	1.86	3.817	2.97	6.817	5.94	9.82	2.60
0.833	1.86	3.833	2.97	6.833	5.94	9.83	2.60
0.850	1.86	3.850	2.97	6.850	5.94	9.85	2.60
0.867	1.86	3.867	2.97	6.867	5.94	9.87	2.60
0.883	1.86	3.883	2.97	6.883	5.94	9.88	2.60
0.900	1.86	3.900	2.97	6.900	5.94	9.90	2.60
0.917	1.86	3.917	2.97	6.917	5.94	9.92	2.60
0.933	1.86	3.933	2.97	6.933	5.94	9.93	2.60
0.950	1.86	3.950	2.97	6.950	5.94	9.95	2.60
0.967	1.86	3.967	2.97	6.967	5.94	9.97	2.60
0.983	1.86	3.983	2.97	6.983	5.94	9.98	2.60
1.000	1.86	4.000	2.97	7.000	5.94	10.00	2.60
1.017	1.86	4.017	4.46	7.017	5.94	10.02	1.49
1.033	1.86	4.033	4.46	7.033	5.94	10.03	1.49
1.050	1.86	4.050	4.46	7.050	5.94	10.05	1.49
1.067	1.86	4.067	4.46	7.067	5.94	10.07	1.49
1.083	1.86	4.083	4.46	7.083	5.94	10.08	1.49

VO6 Model Output Post-development Condition

1.100	1.86	4.100	4.46	7.100	5.94	10.10	1.49
1.117	1.86	4.117	4.46	7.117	5.94	10.12	1.49
1.133	1.86	4.133	4.46	7.133	5.94	10.13	1.49
1.150	1.86	4.150	4.46	7.150	5.94	10.15	1.49
1.167	1.86	4.167	4.46	7.167	5.94	10.17	1.49
1.183	1.86	4.183	4.46	7.183	5.94	10.18	1.49
1.200	1.86	4.200	4.46	7.200	5.94	10.20	1.49
1.217	1.86	4.217	4.46	7.217	5.94	10.22	1.49
1.233	1.86	4.233	4.46	7.233	5.94	10.23	1.49
1.250	1.86	4.250	4.46	7.250	5.94	10.25	1.49
1.267	1.86	4.267	4.46	7.267	5.94	10.27	1.49
1.283	1.86	4.283	4.46	7.283	5.94	10.28	1.49
1.300	1.86	4.300	4.46	7.300	5.94	10.30	1.49
1.317	1.86	4.317	4.46	7.317	5.94	10.32	1.49
1.333	1.86	4.333	4.46	7.333	5.94	10.33	1.49
1.350	1.86	4.350	4.46	7.350	5.94	10.35	1.49
1.367	1.86	4.367	4.46	7.367	5.94	10.37	1.49
1.383	1.86	4.383	4.46	7.383	5.94	10.38	1.49
1.400	1.86	4.400	4.46	7.400	5.94	10.40	1.49
1.417	1.86	4.417	4.46	7.417	5.94	10.42	1.49
1.433	1.86	4.433	4.46	7.433	5.94	10.43	1.49
1.450	1.86	4.450	4.46	7.450	5.94	10.45	1.49
1.467	1.86	4.467	4.46	7.467	5.94	10.47	1.49
1.483	1.86	4.483	4.46	7.483	5.94	10.48	1.49
1.500	1.86	4.500	4.46	7.500	5.94	10.50	1.49
1.517	1.86	4.517	5.94	7.517	4.46	10.52	1.49
1.533	1.86	4.533	5.94	7.533	4.46	10.53	1.49
1.550	1.86	4.550	5.94	7.550	4.46	10.55	1.49
1.567	1.86	4.567	5.94	7.567	4.46	10.57	1.49
1.583	1.86	4.583	5.94	7.583	4.46	10.58	1.49
1.600	1.86	4.600	5.94	7.600	4.46	10.60	1.49
1.617	1.86	4.617	5.94	7.617	4.46	10.62	1.49
1.633	1.86	4.633	5.94	7.633	4.46	10.63	1.49
1.650	1.86	4.650	5.94	7.650	4.46	10.65	1.49
1.667	1.86	4.667	5.94	7.667	4.46	10.67	1.49
1.683	1.86	4.683	5.94	7.683	4.46	10.68	1.49
1.700	1.86	4.700	5.94	7.700	4.46	10.70	1.49
1.717	1.86	4.717	5.94	7.717	4.46	10.72	1.49
1.733	1.86	4.733	5.94	7.733	4.46	10.73	1.49
1.750	1.86	4.750	5.94	7.750	4.46	10.75	1.49
1.767	1.86	4.767	5.94	7.767	4.46	10.77	1.49
1.783	1.86	4.783	5.94	7.783	4.46	10.78	1.49
1.800	1.86	4.800	5.94	7.800	4.46	10.80	1.49
1.817	1.86	4.817	5.94	7.817	4.46	10.82	1.49
1.833	1.86	4.833	5.94	7.833	4.46	10.83	1.49
1.850	1.86	4.850	5.94	7.850	4.46	10.85	1.49
1.867	1.86	4.867	5.94	7.867	4.46	10.87	1.49

VO6 Model Output Post-development Condition

1.883	1.86	4.883	5.94	7.883	4.46	10.88	1.49
1.900	1.86	4.900	5.94	7.900	4.46	10.90	1.49
1.917	1.86	4.917	5.94	7.917	4.46	10.92	1.49
1.933	1.86	4.933	5.94	7.933	4.46	10.93	1.49
1.950	1.86	4.950	5.94	7.950	4.46	10.95	1.49
1.967	1.86	4.967	5.94	7.967	4.46	10.97	1.49
1.983	1.86	4.983	5.94	7.983	4.46	10.98	1.49
2.000	1.86	5.000	5.95	8.000	4.45	11.00	1.49
2.017	2.23	5.017	8.92	8.017	2.60	11.02	1.49
2.033	2.23	5.033	8.92	8.033	2.60	11.03	1.49
2.050	2.23	5.050	8.92	8.050	2.60	11.05	1.49
2.067	2.23	5.067	8.92	8.067	2.60	11.07	1.49
2.083	2.23	5.083	8.92	8.083	2.60	11.08	1.49
2.100	2.23	5.100	8.92	8.100	2.60	11.10	1.49
2.117	2.23	5.117	8.92	8.117	2.60	11.12	1.49
2.133	2.23	5.133	8.92	8.133	2.60	11.13	1.49
2.150	2.23	5.150	8.92	8.150	2.60	11.15	1.49
2.167	2.23	5.167	8.92	8.167	2.60	11.17	1.49
2.183	2.23	5.183	8.92	8.183	2.60	11.18	1.49
2.200	2.23	5.200	8.92	8.200	2.60	11.20	1.49
2.217	2.23	5.217	8.92	8.217	2.60	11.22	1.49
2.233	2.23	5.233	8.92	8.233	2.60	11.23	1.49
2.250	2.23	5.250	8.92	8.250	2.60	11.25	1.49
2.267	2.23	5.267	8.92	8.267	2.60	11.27	1.49
2.283	2.23	5.283	8.92	8.283	2.60	11.28	1.49
2.300	2.23	5.300	8.92	8.300	2.60	11.30	1.49
2.317	2.23	5.317	8.92	8.317	2.60	11.32	1.49
2.333	2.23	5.333	8.92	8.333	2.60	11.33	1.49
2.350	2.23	5.350	8.92	8.350	2.60	11.35	1.49
2.367	2.23	5.367	8.92	8.367	2.60	11.37	1.49
2.383	2.23	5.383	8.92	8.383	2.60	11.38	1.49
2.400	2.23	5.400	8.92	8.400	2.60	11.40	1.49
2.417	2.23	5.417	8.92	8.417	2.60	11.42	1.49
2.433	2.23	5.433	8.92	8.433	2.60	11.43	1.49
2.450	2.23	5.450	8.92	8.450	2.60	11.45	1.49
2.467	2.23	5.467	8.92	8.467	2.60	11.47	1.49
2.483	2.23	5.483	8.92	8.483	2.60	11.48	1.49
2.500	2.23	5.500	8.94	8.500	2.60	11.50	1.49
2.517	2.23	5.517	35.66	8.517	2.60	11.52	1.49
2.533	2.23	5.533	35.66	8.533	2.60	11.53	1.49
2.550	2.23	5.550	35.66	8.550	2.60	11.55	1.49
2.567	2.23	5.567	35.66	8.567	2.60	11.57	1.49
2.583	2.23	5.583	35.66	8.583	2.60	11.58	1.49
2.600	2.23	5.600	35.66	8.600	2.60	11.60	1.49
2.617	2.23	5.617	35.66	8.617	2.60	11.62	1.49
2.633	2.23	5.633	35.66	8.633	2.60	11.63	1.49
2.650	2.23	5.650	35.66	8.650	2.60	11.65	1.49

VO6 Model Output Post-development Condition

2.667	2.23	5.667	35.66	8.667	2.60	11.67	1.49
2.683	2.23	5.683	35.66	8.683	2.60	11.68	1.49
2.700	2.23	5.700	35.66	8.700	2.60	11.70	1.49
2.717	2.23	5.717	35.66	8.717	2.60	11.72	1.49
2.733	2.23	5.733	35.66	8.733	2.60	11.73	1.49
2.750	2.23	5.750	35.72	8.750	2.60	11.75	1.49
2.767	2.23	5.767	84.93	8.767	2.60	11.77	1.49
2.783	2.23	5.783	84.93	8.783	2.60	11.78	1.49
2.800	2.23	5.800	84.93	8.800	2.60	11.80	1.49
2.817	2.23	5.817	84.93	8.817	2.60	11.82	1.49
2.833	2.23	5.833	85.01	8.833	2.60	11.83	1.49
2.850	2.23	5.850	147.88	8.850	2.60	11.85	1.49
2.867	2.23	5.867	147.88	8.867	2.60	11.87	1.49
2.883	2.23	5.883	147.88	8.883	2.60	11.88	1.49
2.900	2.23	5.900	147.88	8.900	2.60	11.90	1.49
2.917	2.23	5.917	147.77	8.917	2.60	11.92	1.49
2.933	2.23	5.933	61.41	8.933	2.60	11.93	1.49
2.950	2.23	5.950	61.41	8.950	2.60	11.95	1.49
2.967	2.23	5.967	61.41	8.967	2.60	11.97	1.49
2.983	2.23	5.983	61.41	8.983	2.60	11.98	1.49
3.000	2.23	6.000	61.34	9.000	2.60	12.00	1.49

Max.Eff.Inten.(mm/hr)=	147.86	81.66	
over (min)	5.00	9.00	
Storage Coeff. (min)=	1.28 (ii)	8.93 (ii)	
Unit Hyd. Tpeak (min)=	5.00	9.00	
Unit Hyd. peak (cms)=	0.44	0.13	
			TOTALS
PEAK FLOW (cms)=	0.00	0.04	0.042 (iii)
TIME TO PEAK (hrs)=	5.93	6.03	6.02
RUNOFF VOLUME (mm)=	74.04	45.42	46.83
TOTAL RAINFALL (mm)=	75.04	75.04	75.04
RUNOFF COEFFICIENT =	0.99	0.61	0.62

***** WARNING:FOR AREAS WITH IMPERVIOUS RATIOS BELOW 20%
YOU SHOULD CONSIDER SPLITTING THE AREA.

(i) CN PROCEDURE SELECTED FOR PERVIOUS LOSSES:
CN* = 87.0 Ia = Dep. Storage (Above)
(ii) TIME STEP (DT) SHOULD BE SMALLER OR EQUAL
THAN THE STORAGE COEFFICIENT.
(iii) PEAK FLOW DOES NOT INCLUDE BASEFLOW IF ANY.

| ADD HYD (1060)|

VO6 Model Output Post-development Condition

```
|   1 +  2 =  3    |          AREA    QPEAK    TPEAK     R.V.
--------------------          (ha)    (cms)    (hrs)     (mm)
        ID1= 1 (  1090):      1.22   0.182     5.95    68.53
      + ID2= 2 (  0208):      0.20   0.063     5.93    65.44
        ====================================================
        ID = 3 (  1060):      1.41   0.245     5.93    68.10

     NOTE:  PEAK FLOWS DO NOT INCLUDE BASEFLOWS IF ANY.
--------------------------------------------------------------------------------

--------------------
| ADD HYD  (  1060)|
|   3 +  2 =  1    |          AREA    QPEAK    TPEAK     R.V.
--------------------          (ha)    (cms)    (hrs)     (mm)
        ID1= 3 (  1060):      1.41   0.245     5.93    68.10
      + ID2= 2 (  0212):      0.25   0.042     6.02    46.83
        ====================================================
        ID = 1 (  1060):      1.66   0.281     5.95    64.90

     NOTE:  PEAK FLOWS DO NOT INCLUDE BASEFLOWS IF ANY.
--------------------------------------------------------------------------------
--------------------
| CALIB            |
| STANDHYD (  0209)|   Area    (ha)=   0.38
|ID= 1 DT= 1.0 min |   Total Imp(%)=  70.00   Dir. Conn.(%)=  70.00
--------------------
                              IMPERVIOUS    PERVIOUS (i)
     Surface Area     (ha)=       0.27         0.12
     Dep. Storage     (mm)=       1.00         5.00
     Average Slope     (%)=       1.00         2.00
     Length            (m)=      50.66        40.00
     Mannings n           =      0.013        0.250

         NOTE:  RAINFALL WAS TRANSFORMED TO   1.0 MIN. TIME STEP.


                         ---- TRANSFORMED HYETOGRAPH ----
              TIME    RAIN |  TIME    RAIN |'  TIME    RAIN |  TIME    RAIN
               hrs   mm/hr |   hrs   mm/hr |'   hrs   mm/hr |   hrs   mm/hr
             0.017    1.86 | 3.017    2.97 | 6.017   13.37 |  9.02    2.60
             0.033    1.86 | 3.033    2.97 | 6.033   13.37 |  9.03    2.60
             0.050    1.86 | 3.050    2.97 | 6.050   13.37 |  9.05    2.60
             0.067    1.86 | 3.067    2.97 | 6.067   13.37 |  9.07    2.60
             0.083    1.86 | 3.083    2.97 | 6.083   13.37 |  9.08    2.60
             0.100    1.86 | 3.100    2.97 | 6.100   13.37 |  9.10    2.60
             0.117    1.86 | 3.117    2.97 | 6.117   13.37 |  9.12    2.60
             0.133    1.86 | 3.133    2.97 | 6.133   13.37 |  9.13    2.60
```

VO6 Model Output Post-development Condition

0.150	1.86	3.150	2.97	6.150	13.37	9.15	2.60
0.167	1.86	3.167	2.97	6.167	13.37	9.17	2.60
0.183	1.86	3.183	2.97	6.183	13.37	9.18	2.60
0.200	1.86	3.200	2.97	6.200	13.37	9.20	2.60
0.217	1.86	3.217	2.97	6.217	13.37	9.22	2.60
0.233	1.86	3.233	2.97	6.233	13.37	9.23	2.60
0.250	1.86	3.250	2.97	6.250	13.37	9.25	2.60
0.267	1.86	3.267	2.97	6.267	13.37	9.27	2.60
0.283	1.86	3.283	2.97	6.283	13.37	9.28	2.60
0.300	1.86	3.300	2.97	6.300	13.37	9.30	2.60
0.317	1.86	3.317	2.97	6.317	13.37	9.32	2.60
0.333	1.86	3.333	2.97	6.333	13.37	9.33	2.60
0.350	1.86	3.350	2.97	6.350	13.37	9.35	2.60
0.367	1.86	3.367	2.97	6.367	13.37	9.37	2.60
0.383	1.86	3.383	2.97	6.383	13.37	9.38	2.60
0.400	1.86	3.400	2.97	6.400	13.37	9.40	2.60
0.417	1.86	3.417	2.97	6.417	13.37	9.42	2.60
0.433	1.86	3.433	2.97	6.433	13.37	9.43	2.60
0.450	1.86	3.450	2.97	6.450	13.37	9.45	2.60
0.467	1.86	3.467	2.97	6.467	13.37	9.47	2.60
0.483	1.86	3.483	2.97	6.483	13.37	9.48	2.60
0.500	1.86	3.500	2.97	6.500	13.36	9.50	2.60
0.517	1.86	3.517	2.97	6.517	5.94	9.52	2.60
0.533	1.86	3.533	2.97	6.533	5.94	9.53	2.60
0.550	1.86	3.550	2.97	6.550	5.94	9.55	2.60
0.567	1.86	3.567	2.97	6.567	5.94	9.57	2.60
0.583	1.86	3.583	2.97	6.583	5.94	9.58	2.60
0.600	1.86	3.600	2.97	6.600	5.94	9.60	2.60
0.617	1.86	3.617	2.97	6.617	5.94	9.62	2.60
0.633	1.86	3.633	2.97	6.633	5.94	9.63	2.60
0.650	1.86	3.650	2.97	6.650	5.94	9.65	2.60
0.667	1.86	3.667	2.97	6.667	5.94	9.67	2.60
0.683	1.86	3.683	2.97	6.683	5.94	9.68	2.60
0.700	1.86	3.700	2.97	6.700	5.94	9.70	2.60
0.717	1.86	3.717	2.97	6.717	5.94	9.72	2.60
0.733	1.86	3.733	2.97	6.733	5.94	9.73	2.60
0.750	1.86	3.750	2.97	6.750	5.94	9.75	2.60
0.767	1.86	3.767	2.97	6.767	5.94	9.77	2.60
0.783	1.86	3.783	2.97	6.783	5.94	9.78	2.60
0.800	1.86	3.800	2.97	6.800	5.94	9.80	2.60
0.817	1.86	3.817	2.97	6.817	5.94	9.82	2.60
0.833	1.86	3.833	2.97	6.833	5.94	9.83	2.60
0.850	1.86	3.850	2.97	6.850	5.94	9.85	2.60
0.867	1.86	3.867	2.97	6.867	5.94	9.87	2.60
0.883	1.86	3.883	2.97	6.883	5.94	9.88	2.60
0.900	1.86	3.900	2.97	6.900	5.94	9.90	2.60
0.917	1.86	3.917	2.97	6.917	5.94	9.92	2.60

VO6 Model Output Post-development Condition

0.933	1.86	3.933	2.97	6.933	5.94	9.93	2.60
0.950	1.86	3.950	2.97	6.950	5.94	9.95	2.60
0.967	1.86	3.967	2.97	6.967	5.94	9.97	2.60
0.983	1.86	3.983	2.97	6.983	5.94	9.98	2.60
1.000	1.86	4.000	2.97	7.000	5.94	10.00	2.60
1.017	1.86	4.017	4.46	7.017	5.94	10.02	1.49
1.033	1.86	4.033	4.46	7.033	5.94	10.03	1.49
1.050	1.86	4.050	4.46	7.050	5.94	10.05	1.49
1.067	1.86	4.067	4.46	7.067	5.94	10.07	1.49
1.083	1.86	4.083	4.46	7.083	5.94	10.08	1.49
1.100	1.86	4.100	4.46	7.100	5.94	10.10	1.49
1.117	1.86	4.117	4.46	7.117	5.94	10.12	1.49
1.133	1.86	4.133	4.46	7.133	5.94	10.13	1.49
1.150	1.86	4.150	4.46	7.150	5.94	10.15	1.49
1.167	1.86	4.167	4.46	7.167	5.94	10.17	1.49
1.183	1.86	4.183	4.46	7.183	5.94	10.18	1.49
1.200	1.86	4.200	4.46	7.200	5.94	10.20	1.49
1.217	1.86	4.217	4.46	7.217	5.94	10.22	1.49
1.233	1.86	4.233	4.46	7.233	5.94	10.23	1.49
1.250	1.86	4.250	4.46	7.250	5.94	10.25	1.49
1.267	1.86	4.267	4.46	7.267	5.94	10.27	1.49
1.283	1.86	4.283	4.46	7.283	5.94	10.28	1.49
1.300	1.86	4.300	4.46	7.300	5.94	10.30	1.49
1.317	1.86	4.317	4.46	7.317	5.94	10.32	1.49
1.333	1.86	4.333	4.46	7.333	5.94	10.33	1.49
1.350	1.86	4.350	4.46	7.350	5.94	10.35	1.49
1.367	1.86	4.367	4.46	7.367	5.94	10.37	1.49
1.383	1.86	4.383	4.46	7.383	5.94	10.38	1.49
1.400	1.86	4.400	4.46	7.400	5.94	10.40	1.49
1.417	1.86	4.417	4.46	7.417	5.94	10.42	1.49
1.433	1.86	4.433	4.46	7.433	5.94	10.43	1.49
1.450	1.86	4.450	4.46	7.450	5.94	10.45	1.49
1.467	1.86	4.467	4.46	7.467	5.94	10.47	1.49
1.483	1.86	4.483	4.46	7.483	5.94	10.48	1.49
1.500	1.86	4.500	4.46	7.500	5.94	10.50	1.49
1.517	1.86	4.517	5.94	7.517	4.46	10.52	1.49
1.533	1.86	4.533	5.94	7.533	4.46	10.53	1.49
1.550	1.86	4.550	5.94	7.550	4.46	10.55	1.49
1.567	1.86	4.567	5.94	7.567	4.46	10.57	1.49
1.583	1.86	4.583	5.94	7.583	4.46	10.58	1.49
1.600	1.86	4.600	5.94	7.600	4.46	10.60	1.49
1.617	1.86	4.617	5.94	7.617	4.46	10.62	1.49
1.633	1.86	4.633	5.94	7.633	4.46	10.63	1.49
1.650	1.86	4.650	5.94	7.650	4.46	10.65	1.49
1.667	1.86	4.667	5.94	7.667	4.46	10.67	1.49
1.683	1.86	4.683	5.94	7.683	4.46	10.68	1.49
1.700	1.86	4.700	5.94	7.700	4.46	10.70	1.49

VO6 Model Output Post-development Condition

1.717	1.86	4.717	5.94	7.717	4.46	10.72	1.49
1.733	1.86	4.733	5.94	7.733	4.46	10.73	1.49
1.750	1.86	4.750	5.94	7.750	4.46	10.75	1.49
1.767	1.86	4.767	5.94	7.767	4.46	10.77	1.49
1.783	1.86	4.783	5.94	7.783	4.46	10.78	1.49
1.800	1.86	4.800	5.94	7.800	4.46	10.80	1.49
1.817	1.86	4.817	5.94	7.817	4.46	10.82	1.49
1.833	1.86	4.833	5.94	7.833	4.46	10.83	1.49
1.850	1.86	4.850	5.94	7.850	4.46	10.85	1.49
1.867	1.86	4.867	5.94	7.867	4.46	10.87	1.49
1.883	1.86	4.883	5.94	7.883	4.46	10.88	1.49
1.900	1.86	4.900	5.94	7.900	4.46	10.90	1.49
1.917	1.86	4.917	5.94	7.917	4.46	10.92	1.49
1.933	1.86	4.933	5.94	7.933	4.46	10.93	1.49
1.950	1.86	4.950	5.94	7.950	4.46	10.95	1.49
1.967	1.86	4.967	5.94	7.967	4.46	10.97	1.49
1.983	1.86	4.983	5.94	7.983	4.46	10.98	1.49
2.000	1.86	5.000	5.95	8.000	4.45	11.00	1.49
2.017	2.23	5.017	8.92	8.017	2.60	11.02	1.49
2.033	2.23	5.033	8.92	8.033	2.60	11.03	1.49
2.050	2.23	5.050	8.92	8.050	2.60	11.05	1.49
2.067	2.23	5.067	8.92	8.067	2.60	11.07	1.49
2.083	2.23	5.083	8.92	8.083	2.60	11.08	1.49
2.100	2.23	5.100	8.92	8.100	2.60	11.10	1.49
2.117	2.23	5.117	8.92	8.117	2.60	11.12	1.49
2.133	2.23	5.133	8.92	8.133	2.60	11.13	1.49
2.150	2.23	5.150	8.92	8.150	2.60	11.15	1.49
2.167	2.23	5.167	8.92	8.167	2.60	11.17	1.49
2.183	2.23	5.183	8.92	8.183	2.60	11.18	1.49
2.200	2.23	5.200	8.92	8.200	2.60	11.20	1.49
2.217	2.23	5.217	8.92	8.217	2.60	11.22	1.49
2.233	2.23	5.233	8.92	8.233	2.60	11.23	1.49
2.250	2.23	5.250	8.92	8.250	2.60	11.25	1.49
2.267	2.23	5.267	8.92	8.267	2.60	11.27	1.49
2.283	2.23	5.283	8.92	8.283	2.60	11.28	1.49
2.300	2.23	5.300	8.92	8.300	2.60	11.30	1.49
2.317	2.23	5.317	8.92	8.317	2.60	11.32	1.49
2.333	2.23	5.333	8.92	8.333	2.60	11.33	1.49
2.350	2.23	5.350	8.92	8.350	2.60	11.35	1.49
2.367	2.23	5.367	8.92	8.367	2.60	11.37	1.49
2.383	2.23	5.383	8.92	8.383	2.60	11.38	1.49
2.400	2.23	5.400	8.92	8.400	2.60	11.40	1.49
2.417	2.23	5.417	8.92	8.417	2.60	11.42	1.49
2.433	2.23	5.433	8.92	8.433	2.60	11.43	1.49
2.450	2.23	5.450	8.92	8.450	2.60	11.45	1.49
2.467	2.23	5.467	8.92	8.467	2.60	11.47	1.49
2.483	2.23	5.483	8.92	8.483	2.60	11.48	1.49

VO6 Model Output Post-development Condition

2.500	2.23	5.500	8.94	8.500	2.60	11.50	1.49
2.517	2.23	5.517	35.66	8.517	2.60	11.52	1.49
2.533	2.23	5.533	35.66	8.533	2.60	11.53	1.49
2.550	2.23	5.550	35.66	8.550	2.60	11.55	1.49
2.567	2.23	5.567	35.66	8.567	2.60	11.57	1.49
2.583	2.23	5.583	35.66	8.583	2.60	11.58	1.49
2.600	2.23	5.600	35.66	8.600	2.60	11.60	1.49
2.617	2.23	5.617	35.66	8.617	2.60	11.62	1.49
2.633	2.23	5.633	35.66	8.633	2.60	11.63	1.49
2.650	2.23	5.650	35.66	8.650	2.60	11.65	1.49
2.667	2.23	5.667	35.66	8.667	2.60	11.67	1.49
2.683	2.23	5.683	35.66	8.683	2.60	11.68	1.49
2.700	2.23	5.700	35.66	8.700	2.60	11.70	1.49
2.717	2.23	5.717	35.66	8.717	2.60	11.72	1.49
2.733	2.23	5.733	35.66	8.733	2.60	11.73	1.49
2.750	2.23	5.750	35.72	8.750	2.60	11.75	1.49
2.767	2.23	5.767	84.93	8.767	2.60	11.77	1.49
2.783	2.23	5.783	84.93	8.783	2.60	11.78	1.49
2.800	2.23	5.800	84.93	8.800	2.60	11.80	1.49
2.817	2.23	5.817	84.93	8.817	2.60	11.82	1.49
2.833	2.23	5.833	85.01	8.833	2.60	11.83	1.49
2.850	2.23	5.850	147.88	8.850	2.60	11.85	1.49
2.867	2.23	5.867	147.88	8.867	2.60	11.87	1.49
2.883	2.23	5.883	147.88	8.883	2.60	11.88	1.49
2.900	2.23	5.900	147.88	8.900	2.60	11.90	1.49
2.917	2.23	5.917	147.77	8.917	2.60	11.92	1.49
2.933	2.23	5.933	61.41	8.933	2.60	11.93	1.49
2.950	2.23	5.950	61.41	8.950	2.60	11.95	1.49
2.967	2.23	5.967	61.41	8.967	2.60	11.97	1.49
2.983	2.23	5.983	61.41	8.983	2.60	11.98	1.49
3.000	2.23	6.000	61.34	9.000	2.60	12.00	1.49

			TOTALS
Max.Eff.Inten.(mm/hr)=	147.86	81.66	
over (min)	5.00	6.00	
Storage Coeff. (min)=	1.45 (ii)	5.75 (ii)	
Unit Hyd. Tpeak (min)=	5.00	6.00	
Unit Hyd. peak (cms)=	0.42	0.19	
PEAK FLOW (cms)=	0.10	0.02	0.122 (iii)
TIME TO PEAK (hrs)=	5.93	5.98	5.93
RUNOFF VOLUME (mm)=	74.04	45.42	65.45
TOTAL RAINFALL (mm)=	75.04	75.04	75.04
RUNOFF COEFFICIENT =	0.99	0.61	0.87

(i) CN PROCEDURE SELECTED FOR PERVIOUS LOSSES:
CN* = 87.0 Ia = Dep. Storage (Above)

VO6 Model Output Post-development Condition

```
      (ii) TIME STEP (DT) SHOULD BE SMALLER OR EQUAL
           THAN THE STORAGE COEFFICIENT.
     (iii) PEAK FLOW DOES NOT INCLUDE BASEFLOW IF ANY.

--------------------------------------------------------------------------------
--------------------
| CALIB            |
| STANDHYD (  0203)|   Area    (ha)=   0.31
|ID= 1 DT= 1.0 min |   Total Imp(%)=  85.00   Dir. Conn.(%)=  85.00
--------------------
                              IMPERVIOUS    PERVIOUS (i)
     Surface Area     (ha)=       0.26         0.05
     Dep. Storage     (mm)=       1.00         5.00
     Average Slope     (%)=       1.00         2.00
     Length            (m)=      45.17        40.00
     Mannings n           =      0.013        0.250

         NOTE:  RAINFALL WAS TRANSFORMED TO   1.0 MIN. TIME STEP.
```

---- TRANSFORMED HYETOGRAPH ----

TIME hrs	RAIN mm/hr	TIME hrs	RAIN mm/hr	TIME hrs	RAIN mm/hr	TIME hrs	RAIN mm/hr
0.017	1.86	3.017	2.97	6.017	13.37	9.02	2.60
0.033	1.86	3.033	2.97	6.033	13.37	9.03	2.60
0.050	1.86	3.050	2.97	6.050	13.37	9.05	2.60
0.067	1.86	3.067	2.97	6.067	13.37	9.07	2.60
0.083	1.86	3.083	2.97	6.083	13.37	9.08	2.60
0.100	1.86	3.100	2.97	6.100	13.37	9.10	2.60
0.117	1.86	3.117	2.97	6.117	13.37	9.12	2.60
0.133	1.86	3.133	2.97	6.133	13.37	9.13	2.60
0.150	1.86	3.150	2.97	6.150	13.37	9.15	2.60
0.167	1.86	3.167	2.97	6.167	13.37	9.17	2.60
0.183	1.86	3.183	2.97	6.183	13.37	9.18	2.60
0.200	1.86	3.200	2.97	6.200	13.37	9.20	2.60
0.217	1.86	3.217	2.97	6.217	13.37	9.22	2.60
0.233	1.86	3.233	2.97	6.233	13.37	9.23	2.60
0.250	1.86	3.250	2.97	6.250	13.37	9.25	2.60
0.267	1.86	3.267	2.97	6.267	13.37	9.27	2.60
0.283	1.86	3.283	2.97	6.283	13.37	9.28	2.60
0.300	1.86	3.300	2.97	6.300	13.37	9.30	2.60
0.317	1.86	3.317	2.97	6.317	13.37	9.32	2.60
0.333	1.86	3.333	2.97	6.333	13.37	9.33	2.60
0.350	1.86	3.350	2.97	6.350	13.37	9.35	2.60
0.367	1.86	3.367	2.97	6.367	13.37	9.37	2.60
0.383	1.86	3.383	2.97	6.383	13.37	9.38	2.60
0.400	1.86	3.400	2.97	6.400	13.37	9.40	2.60

VO6 Model Output Post-development Condition

0.417	1.86	3.417	2.97	6.417	13.37	9.42	2.60
0.433	1.86	3.433	2.97	6.433	13.37	9.43	2.60
0.450	1.86	3.450	2.97	6.450	13.37	9.45	2.60
0.467	1.86	3.467	2.97	6.467	13.37	9.47	2.60
0.483	1.86	3.483	2.97	6.483	13.37	9.48	2.60
0.500	1.86	3.500	2.97	6.500	13.36	9.50	2.60
0.517	1.86	3.517	2.97	6.517	5.94	9.52	2.60
0.533	1.86	3.533	2.97	6.533	5.94	9.53	2.60
0.550	1.86	3.550	2.97	6.550	5.94	9.55	2.60
0.567	1.86	3.567	2.97	6.567	5.94	9.57	2.60
0.583	1.86	3.583	2.97	6.583	5.94	9.58	2.60
0.600	1.86	3.600	2.97	6.600	5.94	9.60	2.60
0.617	1.86	3.617	2.97	6.617	5.94	9.62	2.60
0.633	1.86	3.633	2.97	6.633	5.94	9.63	2.60
0.650	1.86	3.650	2.97	6.650	5.94	9.65	2.60
0.667	1.86	3.667	2.97	6.667	5.94	9.67	2.60
0.683	1.86	3.683	2.97	6.683	5.94	9.68	2.60
0.700	1.86	3.700	2.97	6.700	5.94	9.70	2.60
0.717	1.86	3.717	2.97	6.717	5.94	9.72	2.60
0.733	1.86	3.733	2.97	6.733	5.94	9.73	2.60
0.750	1.86	3.750	2.97	6.750	5.94	9.75	2.60
0.767	1.86	3.767	2.97	6.767	5.94	9.77	2.60
0.783	1.86	3.783	2.97	6.783	5.94	9.78	2.60
0.800	1.86	3.800	2.97	6.800	5.94	9.80	2.60
0.817	1.86	3.817	2.97	6.817	5.94	9.82	2.60
0.833	1.86	3.833	2.97	6.833	5.94	9.83	2.60
0.850	1.86	3.850	2.97	6.850	5.94	9.85	2.60
0.867	1.86	3.867	2.97	6.867	5.94	9.87	2.60
0.883	1.86	3.883	2.97	6.883	5.94	9.88	2.60
0.900	1.86	3.900	2.97	6.900	5.94	9.90	2.60
0.917	1.86	3.917	2.97	6.917	5.94	9.92	2.60
0.933	1.86	3.933	2.97	6.933	5.94	9.93	2.60
0.950	1.86	3.950	2.97	6.950	5.94	9.95	2.60
0.967	1.86	3.967	2.97	6.967	5.94	9.97	2.60
0.983	1.86	3.983	2.97	6.983	5.94	9.98	2.60
1.000	1.86	4.000	2.97	7.000	5.94	10.00	2.60
1.017	1.86	4.017	4.46	7.017	5.94	10.02	1.49
1.033	1.86	4.033	4.46	7.033	5.94	10.03	1.49
1.050	1.86	4.050	4.46	7.050	5.94	10.05	1.49
1.067	1.86	4.067	4.46	7.067	5.94	10.07	1.49
1.083	1.86	4.083	4.46	7.083	5.94	10.08	1.49
1.100	1.86	4.100	4.46	7.100	5.94	10.10	1.49
1.117	1.86	4.117	4.46	7.117	5.94	10.12	1.49
1.133	1.86	4.133	4.46	7.133	5.94	10.13	1.49
1.150	1.86	4.150	4.46	7.150	5.94	10.15	1.49
1.167	1.86	4.167	4.46	7.167	5.94	10.17	1.49
1.183	1.86	4.183	4.46	7.183	5.94	10.18	1.49

VO6 Model Output Post-development Condition

1.200	1.86	4.200	4.46	7.200	5.94	10.20	1.49
1.217	1.86	4.217	4.46	7.217	5.94	10.22	1.49
1.233	1.86	4.233	4.46	7.233	5.94	10.23	1.49
1.250	1.86	4.250	4.46	7.250	5.94	10.25	1.49
1.267	1.86	4.267	4.46	7.267	5.94	10.27	1.49
1.283	1.86	4.283	4.46	7.283	5.94	10.28	1.49
1.300	1.86	4.300	4.46	7.300	5.94	10.30	1.49
1.317	1.86	4.317	4.46	7.317	5.94	10.32	1.49
1.333	1.86	4.333	4.46	7.333	5.94	10.33	1.49
1.350	1.86	4.350	4.46	7.350	5.94	10.35	1.49
1.367	1.86	4.367	4.46	7.367	5.94	10.37	1.49
1.383	1.86	4.383	4.46	7.383	5.94	10.38	1.49
1.400	1.86	4.400	4.46	7.400	5.94	10.40	1.49
1.417	1.86	4.417	4.46	7.417	5.94	10.42	1.49
1.433	1.86	4.433	4.46	7.433	5.94	10.43	1.49
1.450	1.86	4.450	4.46	7.450	5.94	10.45	1.49
1.467	1.86	4.467	4.46	7.467	5.94	10.47	1.49
1.483	1.86	4.483	4.46	7.483	5.94	10.48	1.49
1.500	1.86	4.500	4.46	7.500	5.94	10.50	1.49
1.517	1.86	4.517	5.94	7.517	4.46	10.52	1.49
1.533	1.86	4.533	5.94	7.533	4.46	10.53	1.49
1.550	1.86	4.550	5.94	7.550	4.46	10.55	1.49
1.567	1.86	4.567	5.94	7.567	4.46	10.57	1.49
1.583	1.86	4.583	5.94	7.583	4.46	10.58	1.49
1.600	1.86	4.600	5.94	7.600	4.46	10.60	1.49
1.617	1.86	4.617	5.94	7.617	4.46	10.62	1.49
1.633	1.86	4.633	5.94	7.633	4.46	10.63	1.49
1.650	1.86	4.650	5.94	7.650	4.46	10.65	1.49
1.667	1.86	4.667	5.94	7.667	4.46	10.67	1.49
1.683	1.86	4.683	5.94	7.683	4.46	10.68	1.49
1.700	1.86	4.700	5.94	7.700	4.46	10.70	1.49
1.717	1.86	4.717	5.94	7.717	4.46	10.72	1.49
1.733	1.86	4.733	5.94	7.733	4.46	10.73	1.49
1.750	1.86	4.750	5.94	7.750	4.46	10.75	1.49
1.767	1.86	4.767	5.94	7.767	4.46	10.77	1.49
1.783	1.86	4.783	5.94	7.783	4.46	10.78	1.49
1.800	1.86	4.800	5.94	7.800	4.46	10.80	1.49
1.817	1.86	4.817	5.94	7.817	4.46	10.82	1.49
1.833	1.86	4.833	5.94	7.833	4.46	10.83	1.49
1.850	1.86	4.850	5.94	7.850	4.46	10.85	1.49
1.867	1.86	4.867	5.94	7.867	4.46	10.87	1.49
1.883	1.86	4.883	5.94	7.883	4.46	10.88	1.49
1.900	1.86	4.900	5.94	7.900	4.46	10.90	1.49
1.917	1.86	4.917	5.94	7.917	4.46	10.92	1.49
1.933	1.86	4.933	5.94	7.933	4.46	10.93	1.49
1.950	1.86	4.950	5.94	7.950	4.46	10.95	1.49
1.967	1.86	4.967	5.94	7.967	4.46	10.97	1.49

VO6 Model Output Post-development Condition

1.983	1.86	4.983	5.94	7.983	4.46	10.98	1.49
2.000	1.86	5.000	5.95	8.000	4.45	11.00	1.49
2.017	2.23	5.017	8.92	8.017	2.60	11.02	1.49
2.033	2.23	5.033	8.92	8.033	2.60	11.03	1.49
2.050	2.23	5.050	8.92	8.050	2.60	11.05	1.49
2.067	2.23	5.067	8.92	8.067	2.60	11.07	1.49
2.083	2.23	5.083	8.92	8.083	2.60	11.08	1.49
2.100	2.23	5.100	8.92	8.100	2.60	11.10	1.49
2.117	2.23	5.117	8.92	8.117	2.60	11.12	1.49
2.133	2.23	5.133	8.92	8.133	2.60	11.13	1.49
2.150	2.23	5.150	8.92	8.150	2.60	11.15	1.49
2.167	2.23	5.167	8.92	8.167	2.60	11.17	1.49
2.183	2.23	5.183	8.92	8.183	2.60	11.18	1.49
2.200	2.23	5.200	8.92	8.200	2.60	11.20	1.49
2.217	2.23	5.217	8.92	8.217	2.60	11.22	1.49
2.233	2.23	5.233	8.92	8.233	2.60	11.23	1.49
2.250	2.23	5.250	8.92	8.250	2.60	11.25	1.49
2.267	2.23	5.267	8.92	8.267	2.60	11.27	1.49
2.283	2.23	5.283	8.92	8.283	2.60	11.28	1.49
2.300	2.23	5.300	8.92	8.300	2.60	11.30	1.49
2.317	2.23	5.317	8.92	8.317	2.60	11.32	1.49
2.333	2.23	5.333	8.92	8.333	2.60	11.33	1.49
2.350	2.23	5.350	8.92	8.350	2.60	11.35	1.49
2.367	2.23	5.367	8.92	8.367	2.60	11.37	1.49
2.383	2.23	5.383	8.92	8.383	2.60	11.38	1.49
2.400	2.23	5.400	8.92	8.400	2.60	11.40	1.49
2.417	2.23	5.417	8.92	8.417	2.60	11.42	1.49
2.433	2.23	5.433	8.92	8.433	2.60	11.43	1.49
2.450	2.23	5.450	8.92	8.450	2.60	11.45	1.49
2.467	2.23	5.467	8.92	8.467	2.60	11.47	1.49
2.483	2.23	5.483	8.92	8.483	2.60	11.48	1.49
2.500	2.23	5.500	8.94	8.500	2.60	11.50	1.49
2.517	2.23	5.517	35.66	8.517	2.60	11.52	1.49
2.533	2.23	5.533	35.66	8.533	2.60	11.53	1.49
2.550	2.23	5.550	35.66	8.550	2.60	11.55	1.49
2.567	2.23	5.567	35.66	8.567	2.60	11.57	1.49
2.583	2.23	5.583	35.66	8.583	2.60	11.58	1.49
2.600	2.23	5.600	35.66	8.600	2.60	11.60	1.49
2.617	2.23	5.617	35.66	8.617	2.60	11.62	1.49
2.633	2.23	5.633	35.66	8.633	2.60	11.63	1.49
2.650	2.23	5.650	35.66	8.650	2.60	11.65	1.49
2.667	2.23	5.667	35.66	8.667	2.60	11.67	1.49
2.683	2.23	5.683	35.66	8.683	2.60	11.68	1.49
2.700	2.23	5.700	35.66	8.700	2.60	11.70	1.49
2.717	2.23	5.717	35.66	8.717	2.60	11.72	1.49
2.733	2.23	5.733	35.66	8.733	2.60	11.73	1.49
2.750	2.23	5.750	35.72	8.750	2.60	11.75	1.49

VO6 Model Output Post-development Condition

2.767	2.23	5.767	84.93	8.767	2.60	11.77	1.49
2.783	2.23	5.783	84.93	8.783	2.60	11.78	1.49
2.800	2.23	5.800	84.93	8.800	2.60	11.80	1.49
2.817	2.23	5.817	84.93	8.817	2.60	11.82	1.49
2.833	2.23	5.833	85.01	8.833	2.60	11.83	1.49
2.850	2.23	5.850	147.88	8.850	2.60	11.85	1.49
2.867	2.23	5.867	147.88	8.867	2.60	11.87	1.49
2.883	2.23	5.883	147.88	8.883	2.60	11.88	1.49
2.900	2.23	5.900	147.88	8.900	2.60	11.90	1.49
2.917	2.23	5.917	147.77	8.917	2.60	11.92	1.49
2.933	2.23	5.933	61.41	8.933	2.60	11.93	1.49
2.950	2.23	5.950	61.41	8.950	2.60	11.95	1.49
2.967	2.23	5.967	61.41	8.967	2.60	11.97	1.49
2.983	2.23	5.983	61.41	8.983	2.60	11.98	1.49
3.000	2.23	6.000	61.34	9.000	2.60	12.00	1.49

```
Max.Eff.Inten.(mm/hr)=     147.86        81.66
           over (min)        5.00         5.00
Storage Coeff.  (min)=       1.36 (ii)    4.37 (ii)
Unit Hyd. Tpeak (min)=       5.00         5.00
Unit Hyd. peak  (cms)=       0.43         0.25
                                                        *TOTALS*
PEAK FLOW       (cms)=       0.10         0.01          0.108 (iii)
TIME TO PEAK    (hrs)=       5.93         5.95           5.93
RUNOFF VOLUME    (mm)=      74.04        45.42          69.74
TOTAL RAINFALL   (mm)=      75.04        75.04          75.04
RUNOFF COEFFICIENT   =       0.99         0.61           0.93


  (i) CN PROCEDURE SELECTED FOR PERVIOUS LOSSES:
       CN*  =  87.0    Ia = Dep. Storage  (Above)
 (ii) TIME STEP (DT) SHOULD BE SMALLER OR EQUAL
      THAN THE STORAGE COEFFICIENT.
(iii) PEAK FLOW DOES NOT INCLUDE BASEFLOW IF ANY.

--------------------------------------------------------------------------------
--------------------
| RESERVOIR(  2031)|     OVERFLOW IS OFF
| IN= 2---> OUT= 1 |
| DT=  1.0 min     |     OUTFLOW    STORAGE   |  OUTFLOW    STORAGE
--------------------      (cms)     (ha.m.)   |   (cms)     (ha.m.)
                          0.0000     0.0000   |   0.0380      0.0120

                                AREA     QPEAK     TPEAK       R.V.
                                (ha)     (cms)     (hrs)       (mm)
   INFLOW : ID= 2 (  0203)      0.306      0.108      5.93      69.74
   OUTFLOW: ID= 1 (  2031)      0.306      0.027      6.08      69.48
```

VO6 Model Output Post-development Condition

```
PEAK   FLOW   REDUCTION [Qout/Qin](%)= 24.83
TIME SHIFT OF PEAK FLOW         (min)=  9.00
MAXIMUM  STORAGE   USED       (ha.m.)=  0.0085

--------------------------------------------------------------------------------
--------------------
| CALIB            |
| STANDHYD (  0204)|   Area    (ha)=   0.50
|ID= 1 DT= 1.0 min |   Total Imp(%)=  85.00   Dir. Conn.(%)=  85.00
--------------------
                             IMPERVIOUS    PERVIOUS (i)
     Surface Area     (ha)=       0.42         0.07
     Dep. Storage     (mm)=       1.00         5.00
     Average Slope     (%)=       1.00         2.00
     Length            (m)=      57.56        40.00
     Mannings n           =      0.013        0.250

         NOTE:  RAINFALL WAS TRANSFORMED TO   1.0 MIN. TIME STEP.


                         ---- TRANSFORMED HYETOGRAPH ----
              TIME    RAIN |  TIME    RAIN |'  TIME    RAIN |  TIME    RAIN
               hrs   mm/hr |   hrs   mm/hr |'   hrs   mm/hr |   hrs   mm/hr
             0.017    1.86 | 3.017    2.97 | 6.017   13.37 |  9.02    2.60
             0.033    1.86 | 3.033    2.97 | 6.033   13.37 |  9.03    2.60
             0.050    1.86 | 3.050    2.97 | 6.050   13.37 |  9.05    2.60
             0.067    1.86 | 3.067    2.97 | 6.067   13.37 |  9.07    2.60
             0.083    1.86 | 3.083    2.97 | 6.083   13.37 |  9.08    2.60
             0.100    1.86 | 3.100    2.97 | 6.100   13.37 |  9.10    2.60
             0.117    1.86 | 3.117    2.97 | 6.117   13.37 |  9.12    2.60
             0.133    1.86 | 3.133    2.97 | 6.133   13.37 |  9.13    2.60
             0.150    1.86 | 3.150    2.97 | 6.150   13.37 |  9.15    2.60
             0.167    1.86 | 3.167    2.97 | 6.167   13.37 |  9.17    2.60
             0.183    1.86 | 3.183    2.97 | 6.183   13.37 |  9.18    2.60
             0.200    1.86 | 3.200    2.97 | 6.200   13.37 |  9.20    2.60
             0.217    1.86 | 3.217    2.97 | 6.217   13.37 |  9.22    2.60
             0.233    1.86 | 3.233    2.97 | 6.233   13.37 |  9.23    2.60
             0.250    1.86 | 3.250    2.97 | 6.250   13.37 |  9.25    2.60
             0.267    1.86 | 3.267    2.97 | 6.267   13.37 |  9.27    2.60
             0.283    1.86 | 3.283    2.97 | 6.283   13.37 |  9.28    2.60
             0.300    1.86 | 3.300    2.97 | 6.300   13.37 |  9.30    2.60
             0.317    1.86 | 3.317    2.97 | 6.317   13.37 |  9.32    2.60
             0.333    1.86 | 3.333    2.97 | 6.333   13.37 |  9.33    2.60
             0.350    1.86 | 3.350    2.97 | 6.350   13.37 |  9.35    2.60
             0.367    1.86 | 3.367    2.97 | 6.367   13.37 |  9.37    2.60
             0.383    1.86 | 3.383    2.97 | 6.383   13.37 |  9.38    2.60
```

VO6 Model Output Post-development Condition

0.400	1.86	3.400	2.97	6.400	13.37	9.40	2.60
0.417	1.86	3.417	2.97	6.417	13.37	9.42	2.60
0.433	1.86	3.433	2.97	6.433	13.37	9.43	2.60
0.450	1.86	3.450	2.97	6.450	13.37	9.45	2.60
0.467	1.86	3.467	2.97	6.467	13.37	9.47	2.60
0.483	1.86	3.483	2.97	6.483	13.37	9.48	2.60
0.500	1.86	3.500	2.97	6.500	13.36	9.50	2.60
0.517	1.86	3.517	2.97	6.517	5.94	9.52	2.60
0.533	1.86	3.533	2.97	6.533	5.94	9.53	2.60
0.550	1.86	3.550	2.97	6.550	5.94	9.55	2.60
0.567	1.86	3.567	2.97	6.567	5.94	9.57	2.60
0.583	1.86	3.583	2.97	6.583	5.94	9.58	2.60
0.600	1.86	3.600	2.97	6.600	5.94	9.60	2.60
0.617	1.86	3.617	2.97	6.617	5.94	9.62	2.60
0.633	1.86	3.633	2.97	6.633	5.94	9.63	2.60
0.650	1.86	3.650	2.97	6.650	5.94	9.65	2.60
0.667	1.86	3.667	2.97	6.667	5.94	9.67	2.60
0.683	1.86	3.683	2.97	6.683	5.94	9.68	2.60
0.700	1.86	3.700	2.97	6.700	5.94	9.70	2.60
0.717	1.86	3.717	2.97	6.717	5.94	9.72	2.60
0.733	1.86	3.733	2.97	6.733	5.94	9.73	2.60
0.750	1.86	3.750	2.97	6.750	5.94	9.75	2.60
0.767	1.86	3.767	2.97	6.767	5.94	9.77	2.60
0.783	1.86	3.783	2.97	6.783	5.94	9.78	2.60
0.800	1.86	3.800	2.97	6.800	5.94	9.80	2.60
0.817	1.86	3.817	2.97	6.817	5.94	9.82	2.60
0.833	1.86	3.833	2.97	6.833	5.94	9.83	2.60
0.850	1.86	3.850	2.97	6.850	5.94	9.85	2.60
0.867	1.86	3.867	2.97	6.867	5.94	9.87	2.60
0.883	1.86	3.883	2.97	6.883	5.94	9.88	2.60
0.900	1.86	3.900	2.97	6.900	5.94	9.90	2.60
0.917	1.86	3.917	2.97	6.917	5.94	9.92	2.60
0.933	1.86	3.933	2.97	6.933	5.94	9.93	2.60
0.950	1.86	3.950	2.97	6.950	5.94	9.95	2.60
0.967	1.86	3.967	2.97	6.967	5.94	9.97	2.60
0.983	1.86	3.983	2.97	6.983	5.94	9.98	2.60
1.000	1.86	4.000	2.97	7.000	5.94	10.00	2.60
1.017	1.86	4.017	4.46	7.017	5.94	10.02	1.49
1.033	1.86	4.033	4.46	7.033	5.94	10.03	1.49
1.050	1.86	4.050	4.46	7.050	5.94	10.05	1.49
1.067	1.86	4.067	4.46	7.067	5.94	10.07	1.49
1.083	1.86	4.083	4.46	7.083	5.94	10.08	1.49
1.100	1.86	4.100	4.46	7.100	5.94	10.10	1.49
1.117	1.86	4.117	4.46	7.117	5.94	10.12	1.49
1.133	1.86	4.133	4.46	7.133	5.94	10.13	1.49
1.150	1.86	4.150	4.46	7.150	5.94	10.15	1.49
1.167	1.86	4.167	4.46	7.167	5.94	10.17	1.49

VO6 Model Output Post-development Condition

1.183	1.86	4.183	4.46	7.183	5.94	10.18	1.49
1.200	1.86	4.200	4.46	7.200	5.94	10.20	1.49
1.217	1.86	4.217	4.46	7.217	5.94	10.22	1.49
1.233	1.86	4.233	4.46	7.233	5.94	10.23	1.49
1.250	1.86	4.250	4.46	7.250	5.94	10.25	1.49
1.267	1.86	4.267	4.46	7.267	5.94	10.27	1.49
1.283	1.86	4.283	4.46	7.283	5.94	10.28	1.49
1.300	1.86	4.300	4.46	7.300	5.94	10.30	1.49
1.317	1.86	4.317	4.46	7.317	5.94	10.32	1.49
1.333	1.86	4.333	4.46	7.333	5.94	10.33	1.49
1.350	1.86	4.350	4.46	7.350	5.94	10.35	1.49
1.367	1.86	4.367	4.46	7.367	5.94	10.37	1.49
1.383	1.86	4.383	4.46	7.383	5.94	10.38	1.49
1.400	1.86	4.400	4.46	7.400	5.94	10.40	1.49
1.417	1.86	4.417	4.46	7.417	5.94	10.42	1.49
1.433	1.86	4.433	4.46	7.433	5.94	10.43	1.49
1.450	1.86	4.450	4.46	7.450	5.94	10.45	1.49
1.467	1.86	4.467	4.46	7.467	5.94	10.47	1.49
1.483	1.86	4.483	4.46	7.483	5.94	10.48	1.49
1.500	1.86	4.500	4.46	7.500	5.94	10.50	1.49
1.517	1.86	4.517	5.94	7.517	4.46	10.52	1.49
1.533	1.86	4.533	5.94	7.533	4.46	10.53	1.49
1.550	1.86	4.550	5.94	7.550	4.46	10.55	1.49
1.567	1.86	4.567	5.94	7.567	4.46	10.57	1.49
1.583	1.86	4.583	5.94	7.583	4.46	10.58	1.49
1.600	1.86	4.600	5.94	7.600	4.46	10.60	1.49
1.617	1.86	4.617	5.94	7.617	4.46	10.62	1.49
1.633	1.86	4.633	5.94	7.633	4.46	10.63	1.49
1.650	1.86	4.650	5.94	7.650	4.46	10.65	1.49
1.667	1.86	4.667	5.94	7.667	4.46	10.67	1.49
1.683	1.86	4.683	5.94	7.683	4.46	10.68	1.49
1.700	1.86	4.700	5.94	7.700	4.46	10.70	1.49
1.717	1.86	4.717	5.94	7.717	4.46	10.72	1.49
1.733	1.86	4.733	5.94	7.733	4.46	10.73	1.49
1.750	1.86	4.750	5.94	7.750	4.46	10.75	1.49
1.767	1.86	4.767	5.94	7.767	4.46	10.77	1.49
1.783	1.86	4.783	5.94	7.783	4.46	10.78	1.49
1.800	1.86	4.800	5.94	7.800	4.46	10.80	1.49
1.817	1.86	4.817	5.94	7.817	4.46	10.82	1.49
1.833	1.86	4.833	5.94	7.833	4.46	10.83	1.49
1.850	1.86	4.850	5.94	7.850	4.46	10.85	1.49
1.867	1.86	4.867	5.94	7.867	4.46	10.87	1.49
1.883	1.86	4.883	5.94	7.883	4.46	10.88	1.49
1.900	1.86	4.900	5.94	7.900	4.46	10.90	1.49
1.917	1.86	4.917	5.94	7.917	4.46	10.92	1.49
1.933	1.86	4.933	5.94	7.933	4.46	10.93	1.49
1.950	1.86	4.950	5.94	7.950	4.46	10.95	1.49

VO6 Model Output Post-development Condition

1.967	1.86	4.967	5.94	7.967	4.46	10.97	1.49
1.983	1.86	4.983	5.94	7.983	4.46	10.98	1.49
2.000	1.86	5.000	5.95	8.000	4.45	11.00	1.49
2.017	2.23	5.017	8.92	8.017	2.60	11.02	1.49
2.033	2.23	5.033	8.92	8.033	2.60	11.03	1.49
2.050	2.23	5.050	8.92	8.050	2.60	11.05	1.49
2.067	2.23	5.067	8.92	8.067	2.60	11.07	1.49
2.083	2.23	5.083	8.92	8.083	2.60	11.08	1.49
2.100	2.23	5.100	8.92	8.100	2.60	11.10	1.49
2.117	2.23	5.117	8.92	8.117	2.60	11.12	1.49
2.133	2.23	5.133	8.92	8.133	2.60	11.13	1.49
2.150	2.23	5.150	8.92	8.150	2.60	11.15	1.49
2.167	2.23	5.167	8.92	8.167	2.60	11.17	1.49
2.183	2.23	5.183	8.92	8.183	2.60	11.18	1.49
2.200	2.23	5.200	8.92	8.200	2.60	11.20	1.49
2.217	2.23	5.217	8.92	8.217	2.60	11.22	1.49
2.233	2.23	5.233	8.92	8.233	2.60	11.23	1.49
2.250	2.23	5.250	8.92	8.250	2.60	11.25	1.49
2.267	2.23	5.267	8.92	8.267	2.60	11.27	1.49
2.283	2.23	5.283	8.92	8.283	2.60	11.28	1.49
2.300	2.23	5.300	8.92	8.300	2.60	11.30	1.49
2.317	2.23	5.317	8.92	8.317	2.60	11.32	1.49
2.333	2.23	5.333	8.92	8.333	2.60	11.33	1.49
2.350	2.23	5.350	8.92	8.350	2.60	11.35	1.49
2.367	2.23	5.367	8.92	8.367	2.60	11.37	1.49
2.383	2.23	5.383	8.92	8.383	2.60	11.38	1.49
2.400	2.23	5.400	8.92	8.400	2.60	11.40	1.49
2.417	2.23	5.417	8.92	8.417	2.60	11.42	1.49
2.433	2.23	5.433	8.92	8.433	2.60	11.43	1.49
2.450	2.23	5.450	8.92	8.450	2.60	11.45	1.49
2.467	2.23	5.467	8.92	8.467	2.60	11.47	1.49
2.483	2.23	5.483	8.92	8.483	2.60	11.48	1.49
2.500	2.23	5.500	8.94	8.500	2.60	11.50	1.49
2.517	2.23	5.517	35.66	8.517	2.60	11.52	1.49
2.533	2.23	5.533	35.66	8.533	2.60	11.53	1.49
2.550	2.23	5.550	35.66	8.550	2.60	11.55	1.49
2.567	2.23	5.567	35.66	8.567	2.60	11.57	1.49
2.583	2.23	5.583	35.66	8.583	2.60	11.58	1.49
2.600	2.23	5.600	35.66	8.600	2.60	11.60	1.49
2.617	2.23	5.617	35.66	8.617	2.60	11.62	1.49
2.633	2.23	5.633	35.66	8.633	2.60	11.63	1.49
2.650	2.23	5.650	35.66	8.650	2.60	11.65	1.49
2.667	2.23	5.667	35.66	8.667	2.60	11.67	1.49
2.683	2.23	5.683	35.66	8.683	2.60	11.68	1.49
2.700	2.23	5.700	35.66	8.700	2.60	11.70	1.49
2.717	2.23	5.717	35.66	8.717	2.60	11.72	1.49
2.733	2.23	5.733	35.66	8.733	2.60	11.73	1.49

```
                2.750    2.23 | 5.750   35.72 | 8.750    2.60 | 11.75    1.49
                2.767    2.23 | 5.767   84.93 | 8.767    2.60 | 11.77    1.49
                2.783    2.23 | 5.783   84.93 | 8.783    2.60 | 11.78    1.49
                2.800    2.23 | 5.800   84.93 | 8.800    2.60 | 11.80    1.49
                2.817    2.23 | 5.817   84.93 | 8.817    2.60 | 11.82    1.49
                2.833    2.23 | 5.833   85.01 | 8.833    2.60 | 11.83    1.49
                2.850    2.23 | 5.850  147.88 | 8.850    2.60 | 11.85    1.49
                2.867    2.23 | 5.867  147.88 | 8.867    2.60 | 11.87    1.49
                2.883    2.23 | 5.883  147.88 | 8.883    2.60 | 11.88    1.49
                2.900    2.23 | 5.900  147.88 | 8.900    2.60 | 11.90    1.49
                2.917    2.23 | 5.917  147.77 | 8.917    2.60 | 11.92    1.49
                2.933    2.23 | 5.933   61.41 | 8.933    2.60 | 11.93    1.49
                2.950    2.23 | 5.950   61.41 | 8.950    2.60 | 11.95    1.49
                2.967    2.23 | 5.967   61.41 | 8.967    2.60 | 11.97    1.49
                2.983    2.23 | 5.983   61.41 | 8.983    2.60 | 11.98    1.49
                3.000    2.23 | 6.000   61.34 | 9.000    2.60 | 12.00    1.49

     Max.Eff.Inten.(mm/hr)=     147.86        81.66
                over (min)        5.00         5.00
     Storage Coeff.  (min)=       1.57 (ii)    4.58 (ii)
     Unit Hyd. Tpeak (min)=       5.00         5.00
     Unit Hyd. peak  (cms)=       0.41         0.24
                                                          *TOTALS*
     PEAK FLOW       (cms)=       0.16         0.02          0.173 (iii)
     TIME TO PEAK    (hrs)=       5.93         5.97           5.93
     RUNOFF VOLUME    (mm)=      74.04        45.42          69.74
     TOTAL RAINFALL   (mm)=      75.04        75.04          75.04
     RUNOFF COEFFICIENT   =       0.99         0.61           0.93


       (i) CN PROCEDURE SELECTED FOR PERVIOUS LOSSES:
            CN*  =  87.0    Ia = Dep. Storage  (Above)
      (ii) TIME STEP (DT) SHOULD BE SMALLER OR EQUAL
           THAN THE STORAGE COEFFICIENT.
     (iii) PEAK FLOW DOES NOT INCLUDE BASEFLOW IF ANY.

--------------------------------------------------------------------------------
--------------------
| RESERVOIR(  2041)|     OVERFLOW IS OFF
| IN= 2---> OUT= 1 |
| DT=  1.0 min     |     OUTFLOW    STORAGE   |  OUTFLOW    STORAGE
--------------------      (cms)     (ha.m.)   |   (cms)     (ha.m.)
                          0.0000     0.0000   |   0.0610      0.0190

                                AREA     QPEAK     TPEAK       R.V.
                                (ha)     (cms)     (hrs)       (mm)
   INFLOW : ID= 2 (  0204)      0.497      0.173      5.93      69.74
```

VO6 Model Output Post-development Condition

```
   OUTFLOW: ID= 1 (  2041)      0.497      0.044      6.08      69.59

                    PEAK   FLOW   REDUCTION [Qout/Qin](%)= 25.38
                    TIME SHIFT OF PEAK FLOW         (min)=  9.00
                    MAXIMUM  STORAGE   USED       (ha.m.)=  0.0137

--------------------------------------------------------------------------------

--------------------
| ADD HYD  (  1010)|
|   1 +  2 =  3    |         AREA    QPEAK    TPEAK     R.V.
--------------------         (ha)    (cms)    (hrs)     (mm)
        ID1= 1 (  1060):     1.66   0.281     5.95    64.90
      + ID2= 2 (  2031):     0.31   0.027     6.08    69.48
        ====================================================
        ID = 3 (  1010):     1.97   0.302     5.95    65.62

     NOTE:  PEAK FLOWS DO NOT INCLUDE BASEFLOWS IF ANY.
--------------------------------------------------------------------------------

--------------------
| ADD HYD  (  1010)|
|   3 +  2 =  1    |         AREA    QPEAK    TPEAK     R.V.
--------------------         (ha)    (cms)    (hrs)     (mm)
        ID1= 3 (  1010):     1.97   0.302     5.95    65.62
      + ID2= 2 (  2041):     0.50   0.044     6.08    69.59
        ====================================================
        ID = 1 (  1010):     2.46   0.336     5.95    66.42

     NOTE:  PEAK FLOWS DO NOT INCLUDE BASEFLOWS IF ANY.
--------------------------------------------------------------------------------

--------------------
| ADD HYD  (  1010)|
|   1 +  2 =  3    |         AREA    QPEAK    TPEAK     R.V.
--------------------         (ha)    (cms)    (hrs)     (mm)
        ID1= 1 (  1010):     2.46   0.336     5.95    66.42
      + ID2= 2 (  0209):     0.38   0.122     5.93    65.45
        ====================================================
        ID = 3 (  1010):     2.85   0.457     5.95    66.29

     NOTE:  PEAK FLOWS DO NOT INCLUDE BASEFLOWS IF ANY.
--------------------------------------------------------------------------------

--------------------
| ADD HYD  (  1010)|
|   3 +  2 =  1    |         AREA    QPEAK    TPEAK     R.V.
```

```
                    VO6 Model Output Post-development Condition
--------------------          (ha)    (cms)    (hrs)     (mm)
        ID1= 3 (  1010):     2.85   0.457     5.95    66.29
      + ID2= 2 (  2152):     0.11   0.021     5.83    69.74
        ====================================================
        ID = 1 (  1010):     2.96   0.478     5.95    66.41

     NOTE:  PEAK FLOWS DO NOT INCLUDE BASEFLOWS IF ANY.
--------------------------------------------------------------------------------
--------------------
| RESERVOIR( 10101)|     OVERFLOW IS ON
| IN= 2---> OUT= 1 |
| DT=  1.0 min     |     OUTFLOW    STORAGE   |  OUTFLOW    STORAGE
--------------------      (cms)     (ha.m.)   |   (cms)     (ha.m.)
                          0.0000     0.0000   |   0.3210      0.0075

                                AREA     QPEAK     TPEAK       R.V.
                                (ha)     (cms)     (hrs)       (mm)
   INFLOW : ID= 2 (  1010)      2.957      0.478      5.95      66.41
   OUTFLOW: ID= 1 ( 10101)      2.957      0.321      5.93      64.67
   OVERFLOW:ID= 3 (  0003)      0.000      0.157      5.95       0.00

                    TOTAL NUMBER OF SIMULATION OVERFLOW  =     0
                    CUMULATIVE TIME OF OVERFLOW  (HOURS) =  0.00
                    PERCENTAGE OF TIME OVERFLOWING   (%) =  0.00

                    PEAK   FLOW   REDUCTION [Qout/Qin](%)= 67.17
                    TIME SHIFT OF PEAK FLOW         (min)= -1.00
                    MAXIMUM  STORAGE   USED       (ha.m.)=  0.0075

--------------------------------------------------------------------------------
--------------------
| SHIFT HYD(  2002)|
| IN= 2---> OUT= 1 |
| SHIFT=  1.0 min  |      AREA     QPEAK     TPEAK      R.V.
--------------------      (ha)     (cms)     (hrs)      (mm)
          ID= 2 ( 10101):    0.00     0.16      5.95      0.00
    SHIFT ID= 1 (  2002):    0.00     0.16      5.97      0.00

--------------------------------------------------------------------------------
--------------------
| SHIFT HYD(  2001)|
| IN= 2---> OUT= 1 |
| SHIFT=  1.0 min  |      AREA     QPEAK     TPEAK      R.V.
--------------------      (ha)     (cms)     (hrs)      (mm)
          ID= 2 ( 10101):    2.96     0.32      5.93     64.67
    SHIFT ID= 1 (  2001):    2.96     0.32      5.95     64.67
```

VO6 Model Output Post-development Condition

```
--------------------------------------------------------------------------------

--------------------
| ADD HYD  (  2000)|
|   1 +  2 =  3    |         AREA    QPEAK    TPEAK     R.V.
--------------------         (ha)    (cms)    (hrs)     (mm)
*** W A R N I N G :  HYDROGRAPH   0003 = HYDROGRAPH 0001
        ID1= 1 (  2001):     2.96   0.321     5.95    64.67
      + ID2= 2 (  2002):     0.00   0.157     5.97     0.00
        ====================================================
        ID = 3 (  2000):     2.96   0.478     5.97    66.41

     NOTE:  PEAK FLOWS DO NOT INCLUDE BASEFLOWS IF ANY.
--------------------------------------------------------------------------------
================================================================================
========================

       V    V   I    SSSSS  U   U    A    L              (v 6.1.2003)
       V    V   I    SS     U   U   A A   L
        V  V    I     SS    U   U  AAAAA  L
        V  V    I      SS   U   U  A   A  L
         VV     I    SSSSS  UUUUU  A   A  LLLLL

        OOO   TTTTT  TTTTT  H   H  Y   Y  M   M   OOO    TM
       O   O    T      T    H   H   Y Y   MM MM  O   O
       O   O    T      T    H   H    Y    M   M  O   O
        OOO     T      T    H   H    Y    M   M   OOO
Developed and Distributed by Smart City Water Inc
Copyright 2007 - 2020 Smart City Water Inc
All rights reserved.


                  *****  D E T A I L E D   O U T P U T *****


  Input   filename: C:\Program Files (x86)\Visual OTTHYMO 6.1\VO2\voin.dat

  Output  filename:
C:\Users\rkazemi\AppData\Local\Civica\VH5\07828278-883c-48e2-8028-0ef9546d84d4\2786
fc75-63fc-4756-bdaf-fa7bd4378063\scen
  Summary filename:
C:\Users\rkazemi\AppData\Local\Civica\VH5\07828278-883c-48e2-8028-0ef9546d84d4\2786
fc75-63fc-4756-bdaf-fa7bd4378063\scen


DATE: 06-28-2021                          TIME: 04:03:17
```

VO6 Model Output Post-development Condition

USER:

COMMENTS: _____

```
-----------------------------------------------------------------------------------
-----------------------
  ************************************************
  ** SIMULATION : Run 05                        **
  ************************************************


--------------------
|    READ STORM    |    Filename: C:\Users\rkazemi\AppD
|                  |              ata\Local\Temp\
|                  |              16afdde5-97dd-423f-a260-51674efa6fb9\da8bf088
| Ptotal= 88.82 mm |    Comments: 50-Year SCS-II Storm City of Toronto_NEW
--------------------
```

TIME hrs	RAIN mm/hr	TIME hrs	RAIN mm/hr	TIME hrs	RAIN mm/hr	TIME hrs	RAIN mm/hr
0.08	2.20	3.08	3.52	6.08	15.83	9.08	3.08
0.17	2.20	3.17	3.52	6.17	15.83	9.17	3.08
0.25	2.20	3.25	3.52	6.25	15.83	9.25	3.08
0.33	2.20	3.33	3.52	6.33	15.83	9.33	3.08
0.42	2.20	3.42	3.52	6.42	15.83	9.42	3.08
0.50	2.20	3.50	3.52	6.50	15.83	9.50	3.08
0.58	2.20	3.58	3.52	6.58	7.03	9.58	3.08
0.67	2.20	3.67	3.52	6.67	7.03	9.67	3.08
0.75	2.20	3.75	3.52	6.75	7.03	9.75	3.08
0.83	2.20	3.83	3.52	6.83	7.03	9.83	3.08
0.92	2.20	3.92	3.52	6.92	7.03	9.92	3.08
1.00	2.20	4.00	3.52	7.00	7.03	10.00	3.08
1.08	2.20	4.08	5.28	7.08	7.03	10.08	1.76
1.17	2.20	4.17	5.28	7.17	7.03	10.17	1.76
1.25	2.20	4.25	5.28	7.25	7.03	10.25	1.76
1.33	2.20	4.33	5.28	7.33	7.03	10.33	1.76
1.42	2.20	4.42	5.28	7.42	7.03	10.42	1.76
1.50	2.20	4.50	5.28	7.50	7.03	10.50	1.76
1.58	2.20	4.58	7.03	7.58	5.28	10.58	1.76
1.67	2.20	4.67	7.03	7.67	5.28	10.67	1.76
1.75	2.20	4.75	7.03	7.75	5.28	10.75	1.76
1.83	2.20	4.83	7.03	7.83	5.28	10.83	1.76
1.92	2.20	4.92	7.03	7.92	5.28	10.92	1.76
2.00	2.20	5.00	7.03	8.00	5.28	11.00	1.76
2.08	2.64	5.08	10.55	8.08	3.08	11.08	1.76

2.17	2.64	5.17	10.55	8.17	3.08	11.17	1.76
2.25	2.64	5.25	10.55	8.25	3.08	11.25	1.76
2.33	2.64	5.33	10.55	8.33	3.08	11.33	1.76
2.42	2.64	5.42	10.55	8.42	3.08	11.42	1.76
2.50	2.64	5.50	10.55	8.50	3.08	11.50	1.76
2.58	2.64	5.58	42.21	8.58	3.08	11.58	1.76
2.67	2.64	5.67	42.21	8.67	3.08	11.67	1.76
2.75	2.64	5.75	42.21	8.75	3.08	11.75	1.76
2.83	2.64	5.83	100.53	8.83	3.08	11.83	1.76
2.92	2.64	5.92	175.03	8.92	3.08	11.92	1.76
3.00	2.64	6.00	72.68	9.00	3.08	12.00	1.76

```
--------------------
| CALIB            |
| STANDHYD (  0214)|   Area    (ha)=   0.08
|ID= 1 DT= 1.0 min |   Total Imp(%)=  93.00   Dir. Conn.(%)=  93.00
--------------------
                              IMPERVIOUS    PERVIOUS (i)
     Surface Area     (ha)=       0.07         0.01
     Dep. Storage     (mm)=       1.00         5.00
     Average Slope     (%)=       1.00         2.00
     Length            (m)=      23.09        40.00
     Mannings n           =      0.013        0.250

         NOTE:  RAINFALL WAS TRANSFORMED TO   1.0 MIN. TIME STEP.
```

---- TRANSFORMED HYETOGRAPH ----

TIME hrs	RAIN mm/hr	TIME hrs	RAIN mm/hr	TIME hrs	RAIN mm/hr	TIME hrs	RAIN mm/hr
0.017	2.20	3.017	3.52	6.017	15.83	9.02	3.08
0.033	2.20	3.033	3.52	6.033	15.83	9.03	3.08
0.050	2.20	3.050	3.52	6.050	15.83	9.05	3.08
0.067	2.20	3.067	3.52	6.067	15.83	9.07	3.08
0.083	2.20	3.083	3.52	6.083	15.83	9.08	3.08
0.100	2.20	3.100	3.52	6.100	15.83	9.10	3.08
0.117	2.20	3.117	3.52	6.117	15.83	9.12	3.08
0.133	2.20	3.133	3.52	6.133	15.83	9.13	3.08
0.150	2.20	3.150	3.52	6.150	15.83	9.15	3.08
0.167	2.20	3.167	3.52	6.167	15.83	9.17	3.08
0.183	2.20	3.183	3.52	6.183	15.83	9.18	3.08
0.200	2.20	3.200	3.52	6.200	15.83	9.20	3.08
0.217	2.20	3.217	3.52	6.217	15.83	9.22	3.08
0.233	2.20	3.233	3.52	6.233	15.83	9.23	3.08
0.250	2.20	3.250	3.52	6.250	15.83	9.25	3.08

VO6 Model Output Post-development Condition

0.267	2.20	3.267	3.52	6.267	15.83	9.27	3.08
0.283	2.20	3.283	3.52	6.283	15.83	9.28	3.08
0.300	2.20	3.300	3.52	6.300	15.83	9.30	3.08
0.317	2.20	3.317	3.52	6.317	15.83	9.32	3.08
0.333	2.20	3.333	3.52	6.333	15.83	9.33	3.08
0.350	2.20	3.350	3.52	6.350	15.83	9.35	3.08
0.367	2.20	3.367	3.52	6.367	15.83	9.37	3.08
0.383	2.20	3.383	3.52	6.383	15.83	9.38	3.08
0.400	2.20	3.400	3.52	6.400	15.83	9.40	3.08
0.417	2.20	3.417	3.52	6.417	15.83	9.42	3.08
0.433	2.20	3.433	3.52	6.433	15.83	9.43	3.08
0.450	2.20	3.450	3.52	6.450	15.83	9.45	3.08
0.467	2.20	3.467	3.52	6.467	15.83	9.47	3.08
0.483	2.20	3.483	3.52	6.483	15.83	9.48	3.08
0.500	2.20	3.500	3.52	6.500	15.81	9.50	3.08
0.517	2.20	3.517	3.52	6.517	7.04	9.52	3.08
0.533	2.20	3.533	3.52	6.533	7.04	9.53	3.08
0.550	2.20	3.550	3.52	6.550	7.04	9.55	3.08
0.567	2.20	3.567	3.52	6.567	7.04	9.57	3.08
0.583	2.20	3.583	3.52	6.583	7.04	9.58	3.08
0.600	2.20	3.600	3.52	6.600	7.04	9.60	3.08
0.617	2.20	3.617	3.52	6.617	7.04	9.62	3.08
0.633	2.20	3.633	3.52	6.633	7.04	9.63	3.08
0.650	2.20	3.650	3.52	6.650	7.04	9.65	3.08
0.667	2.20	3.667	3.52	6.667	7.04	9.67	3.08
0.683	2.20	3.683	3.52	6.683	7.04	9.68	3.08
0.700	2.20	3.700	3.52	6.700	7.04	9.70	3.08
0.717	2.20	3.717	3.52	6.717	7.04	9.72	3.08
0.733	2.20	3.733	3.52	6.733	7.04	9.73	3.08
0.750	2.20	3.750	3.52	6.750	7.04	9.75	3.08
0.767	2.20	3.767	3.52	6.767	7.04	9.77	3.08
0.783	2.20	3.783	3.52	6.783	7.04	9.78	3.08
0.800	2.20	3.800	3.52	6.800	7.04	9.80	3.08
0.817	2.20	3.817	3.52	6.817	7.04	9.82	3.08
0.833	2.20	3.833	3.52	6.833	7.04	9.83	3.08
0.850	2.20	3.850	3.52	6.850	7.04	9.85	3.08
0.867	2.20	3.867	3.52	6.867	7.04	9.87	3.08
0.883	2.20	3.883	3.52	6.883	7.04	9.88	3.08
0.900	2.20	3.900	3.52	6.900	7.04	9.90	3.08
0.917	2.20	3.917	3.52	6.917	7.04	9.92	3.08
0.933	2.20	3.933	3.52	6.933	7.04	9.93	3.08
0.950	2.20	3.950	3.52	6.950	7.04	9.95	3.08
0.967	2.20	3.967	3.52	6.967	7.04	9.97	3.08
0.983	2.20	3.983	3.52	6.983	7.04	9.98	3.08
1.000	2.20	4.000	3.52	7.000	7.04	10.00	3.08
1.017	2.20	4.017	5.28	7.017	7.04	10.02	1.76
1.033	2.20	4.033	5.28	7.033	7.04	10.03	1.76

VO6 Model Output Post-development Condition

1.050	2.20	4.050	5.28	7.050	7.04	10.05	1.76
1.067	2.20	4.067	5.28	7.067	7.04	10.07	1.76
1.083	2.20	4.083	5.28	7.083	7.04	10.08	1.76
1.100	2.20	4.100	5.28	7.100	7.04	10.10	1.76
1.117	2.20	4.117	5.28	7.117	7.04	10.12	1.76
1.133	2.20	4.133	5.28	7.133	7.04	10.13	1.76
1.150	2.20	4.150	5.28	7.150	7.04	10.15	1.76
1.167	2.20	4.167	5.28	7.167	7.04	10.17	1.76
1.183	2.20	4.183	5.28	7.183	7.04	10.18	1.76
1.200	2.20	4.200	5.28	7.200	7.04	10.20	1.76
1.217	2.20	4.217	5.28	7.217	7.04	10.22	1.76
1.233	2.20	4.233	5.28	7.233	7.04	10.23	1.76
1.250	2.20	4.250	5.28	7.250	7.04	10.25	1.76
1.267	2.20	4.267	5.28	7.267	7.04	10.27	1.76
1.283	2.20	4.283	5.28	7.283	7.04	10.28	1.76
1.300	2.20	4.300	5.28	7.300	7.04	10.30	1.76
1.317	2.20	4.317	5.28	7.317	7.04	10.32	1.76
1.333	2.20	4.333	5.28	7.333	7.04	10.33	1.76
1.350	2.20	4.350	5.28	7.350	7.04	10.35	1.76
1.367	2.20	4.367	5.28	7.367	7.04	10.37	1.76
1.383	2.20	4.383	5.28	7.383	7.04	10.38	1.76
1.400	2.20	4.400	5.28	7.400	7.04	10.40	1.76
1.417	2.20	4.417	5.28	7.417	7.04	10.42	1.76
1.433	2.20	4.433	5.28	7.433	7.04	10.43	1.76
1.450	2.20	4.450	5.28	7.450	7.04	10.45	1.76
1.467	2.20	4.467	5.28	7.467	7.04	10.47	1.76
1.483	2.20	4.483	5.28	7.483	7.04	10.48	1.76
1.500	2.20	4.500	5.28	7.500	7.03	10.50	1.76
1.517	2.20	4.517	7.04	7.517	5.28	10.52	1.76
1.533	2.20	4.533	7.04	7.533	5.28	10.53	1.76
1.550	2.20	4.550	7.04	7.550	5.28	10.55	1.76
1.567	2.20	4.567	7.04	7.567	5.28	10.57	1.76
1.583	2.20	4.583	7.04	7.583	5.28	10.58	1.76
1.600	2.20	4.600	7.04	7.600	5.28	10.60	1.76
1.617	2.20	4.617	7.04	7.617	5.28	10.62	1.76
1.633	2.20	4.633	7.04	7.633	5.28	10.63	1.76
1.650	2.20	4.650	7.04	7.650	5.28	10.65	1.76
1.667	2.20	4.667	7.04	7.667	5.28	10.67	1.76
1.683	2.20	4.683	7.04	7.683	5.28	10.68	1.76
1.700	2.20	4.700	7.04	7.700	5.28	10.70	1.76
1.717	2.20	4.717	7.04	7.717	5.28	10.72	1.76
1.733	2.20	4.733	7.04	7.733	5.28	10.73	1.76
1.750	2.20	4.750	7.04	7.750	5.28	10.75	1.76
1.767	2.20	4.767	7.04	7.767	5.28	10.77	1.76
1.783	2.20	4.783	7.04	7.783	5.28	10.78	1.76
1.800	2.20	4.800	7.04	7.800	5.28	10.80	1.76
1.817	2.20	4.817	7.04	7.817	5.28	10.82	1.76

VO6 Model Output Post-development Condition

1.833	2.20	4.833	7.04	7.833	5.28	10.83	1.76
1.850	2.20	4.850	7.04	7.850	5.28	10.85	1.76
1.867	2.20	4.867	7.04	7.867	5.28	10.87	1.76
1.883	2.20	4.883	7.04	7.883	5.28	10.88	1.76
1.900	2.20	4.900	7.04	7.900	5.28	10.90	1.76
1.917	2.20	4.917	7.04	7.917	5.28	10.92	1.76
1.933	2.20	4.933	7.04	7.933	5.28	10.93	1.76
1.950	2.20	4.950	7.04	7.950	5.28	10.95	1.76
1.967	2.20	4.967	7.04	7.967	5.28	10.97	1.76
1.983	2.20	4.983	7.04	7.983	5.28	10.98	1.76
2.000	2.20	5.000	7.04	8.000	5.27	11.00	1.76
2.017	2.64	5.017	10.55	8.017	3.08	11.02	1.76
2.033	2.64	5.033	10.55	8.033	3.08	11.03	1.76
2.050	2.64	5.050	10.55	8.050	3.08	11.05	1.76
2.067	2.64	5.067	10.55	8.067	3.08	11.07	1.76
2.083	2.64	5.083	10.55	8.083	3.08	11.08	1.76
2.100	2.64	5.100	10.55	8.100	3.08	11.10	1.76
2.117	2.64	5.117	10.55	8.117	3.08	11.12	1.76
2.133	2.64	5.133	10.55	8.133	3.08	11.13	1.76
2.150	2.64	5.150	10.55	8.150	3.08	11.15	1.76
2.167	2.64	5.167	10.55	8.167	3.08	11.17	1.76
2.183	2.64	5.183	10.55	8.183	3.08	11.18	1.76
2.200	2.64	5.200	10.55	8.200	3.08	11.20	1.76
2.217	2.64	5.217	10.55	8.217	3.08	11.22	1.76
2.233	2.64	5.233	10.55	8.233	3.08	11.23	1.76
2.250	2.64	5.250	10.55	8.250	3.08	11.25	1.76
2.267	2.64	5.267	10.55	8.267	3.08	11.27	1.76
2.283	2.64	5.283	10.55	8.283	3.08	11.28	1.76
2.300	2.64	5.300	10.55	8.300	3.08	11.30	1.76
2.317	2.64	5.317	10.55	8.317	3.08	11.32	1.76
2.333	2.64	5.333	10.55	8.333	3.08	11.33	1.76
2.350	2.64	5.350	10.55	8.350	3.08	11.35	1.76
2.367	2.64	5.367	10.55	8.367	3.08	11.37	1.76
2.383	2.64	5.383	10.55	8.383	3.08	11.38	1.76
2.400	2.64	5.400	10.55	8.400	3.08	11.40	1.76
2.417	2.64	5.417	10.55	8.417	3.08	11.42	1.76
2.433	2.64	5.433	10.55	8.433	3.08	11.43	1.76
2.450	2.64	5.450	10.55	8.450	3.08	11.45	1.76
2.467	2.64	5.467	10.55	8.467	3.08	11.47	1.76
2.483	2.64	5.483	10.55	8.483	3.08	11.48	1.76
2.500	2.64	5.500	10.58	8.500	3.08	11.50	1.76
2.517	2.64	5.517	42.21	8.517	3.08	11.52	1.76
2.533	2.64	5.533	42.21	8.533	3.08	11.53	1.76
2.550	2.64	5.550	42.21	8.550	3.08	11.55	1.76
2.567	2.64	5.567	42.21	8.567	3.08	11.57	1.76
2.583	2.64	5.583	42.21	8.583	3.08	11.58	1.76
2.600	2.64	5.600	42.21	8.600	3.08	11.60	1.76

VO6 Model Output Post-development Condition

2.617	2.64	5.617	42.21	8.617	3.08	11.62	1.76
2.633	2.64	5.633	42.21	8.633	3.08	11.63	1.76
2.650	2.64	5.650	42.21	8.650	3.08	11.65	1.76
2.667	2.64	5.667	42.21	8.667	3.08	11.67	1.76
2.683	2.64	5.683	42.21	8.683	3.08	11.68	1.76
2.700	2.64	5.700	42.21	8.700	3.08	11.70	1.76
2.717	2.64	5.717	42.21	8.717	3.08	11.72	1.76
2.733	2.64	5.733	42.21	8.733	3.08	11.73	1.76
2.750	2.64	5.750	42.28	8.750	3.08	11.75	1.76
2.767	2.64	5.767	100.53	8.767	3.08	11.77	1.76
2.783	2.64	5.783	100.53	8.783	3.08	11.78	1.76
2.800	2.64	5.800	100.53	8.800	3.08	11.80	1.76
2.817	2.64	5.817	100.53	8.817	3.08	11.82	1.76
2.833	2.64	5.833	100.63	8.833	3.08	11.83	1.76
2.850	2.64	5.850	175.03	8.850	3.08	11.85	1.76
2.867	2.64	5.867	175.03	8.867	3.08	11.87	1.76
2.883	2.64	5.883	175.03	8.883	3.08	11.88	1.76
2.900	2.64	5.900	175.03	8.900	3.08	11.90	1.76
2.917	2.64	5.917	174.90	8.917	3.08	11.92	1.76
2.933	2.64	5.933	72.68	8.933	3.08	11.93	1.76
2.950	2.64	5.950	72.68	8.950	3.08	11.95	1.76
2.967	2.64	5.967	72.68	8.967	3.08	11.97	1.76
2.983	2.64	5.983	72.68	8.983	3.08	11.98	1.76
3.000	2.64	6.000	72.60	9.000	3.08	12.00	1.76

			TOTALS
Max.Eff.Inten.(mm/hr)=	175.01	103.52	
over (min)	5.00	3.00	
Storage Coeff. (min)=	0.85 (ii)	2.85 (ii)	
Unit Hyd. Tpeak (min)=	5.00	3.00	
Unit Hyd. peak (cms)=	0.49	0.39	
PEAK FLOW (cms)=	0.03	0.00	0.036 (iii)
TIME TO PEAK (hrs)=	5.93	5.93	5.93
RUNOFF VOLUME (mm)=	87.82	57.70	85.70
TOTAL RAINFALL (mm)=	88.82	88.82	88.82
RUNOFF COEFFICIENT =	0.99	0.65	0.96

(i) CN PROCEDURE SELECTED FOR PERVIOUS LOSSES:
CN* = 87.0 Ia = Dep. Storage (Above)
(ii) TIME STEP (DT) SHOULD BE SMALLER OR EQUAL
THAN THE STORAGE COEFFICIENT.
(iii) PEAK FLOW DOES NOT INCLUDE BASEFLOW IF ANY.

VO6 Model Output Post-development Condition

```
| DUHYD     (  2142)|
| Inlet Cap.= 0.015|
| #of Inlets=     1|
| Total(cms)=   0.0|      AREA     QPEAK     TPEAK    R.V.
--------------------      (ha)     (cms)     (hrs)    (mm)
     TOTAL HYD.(ID= 1):   0.08      0.04      5.93   85.70
     ====================================================
     MAJOR SYS.(ID= 2):   0.01      0.02      5.93   85.70
     MINOR SYS.(ID= 3):   0.07      0.01      5.82   85.70

     NOTE:  PEAK FLOWS DO NOT INCLUDE BASEFLOWS IF ANY.

--------------------------------------------------------------------------------
--------------------
| CALIB            |
| STANDHYD (  0215)|   Area    (ha)=   0.12
|ID= 1 DT= 1.0 min |   Total Imp(%)=  85.00   Dir. Conn.(%)=  85.00
--------------------
                              IMPERVIOUS    PERVIOUS (i)
     Surface Area     (ha)=       0.10         0.02
     Dep. Storage     (mm)=       1.00         5.00
     Average Slope     (%)=       1.00         2.00
     Length            (m)=      28.28        40.00
     Mannings n           =      0.013        0.250

         NOTE:  RAINFALL WAS TRANSFORMED TO   1.0 MIN. TIME STEP.


                          ---- TRANSFORMED HYETOGRAPH ----
                TIME    RAIN |  TIME    RAIN |'  TIME    RAIN |  TIME    RAIN
                 hrs   mm/hr |   hrs   mm/hr |'   hrs   mm/hr |   hrs   mm/hr
               0.017    2.20 | 3.017    3.52 | 6.017   15.83 |  9.02    3.08
               0.033    2.20 | 3.033    3.52 | 6.033   15.83 |  9.03    3.08
               0.050    2.20 | 3.050    3.52 | 6.050   15.83 |  9.05    3.08
               0.067    2.20 | 3.067    3.52 | 6.067   15.83 |  9.07    3.08
               0.083    2.20 | 3.083    3.52 | 6.083   15.83 |  9.08    3.08
               0.100    2.20 | 3.100    3.52 | 6.100   15.83 |  9.10    3.08
               0.117    2.20 | 3.117    3.52 | 6.117   15.83 |  9.12    3.08
               0.133    2.20 | 3.133    3.52 | 6.133   15.83 |  9.13    3.08
               0.150    2.20 | 3.150    3.52 | 6.150   15.83 |  9.15    3.08
               0.167    2.20 | 3.167    3.52 | 6.167   15.83 |  9.17    3.08
               0.183    2.20 | 3.183    3.52 | 6.183   15.83 |  9.18    3.08
               0.200    2.20 | 3.200    3.52 | 6.200   15.83 |  9.20    3.08
               0.217    2.20 | 3.217    3.52 | 6.217   15.83 |  9.22    3.08
               0.233    2.20 | 3.233    3.52 | 6.233   15.83 |  9.23    3.08
               0.250    2.20 | 3.250    3.52 | 6.250   15.83 |  9.25    3.08
               0.267    2.20 | 3.267    3.52 | 6.267   15.83 |  9.27    3.08
```

VO6 Model Output Post-development Condition

0.283	2.20	3.283	3.52	6.283	15.83	9.28	3.08
0.300	2.20	3.300	3.52	6.300	15.83	9.30	3.08
0.317	2.20	3.317	3.52	6.317	15.83	9.32	3.08
0.333	2.20	3.333	3.52	6.333	15.83	9.33	3.08
0.350	2.20	3.350	3.52	6.350	15.83	9.35	3.08
0.367	2.20	3.367	3.52	6.367	15.83	9.37	3.08
0.383	2.20	3.383	3.52	6.383	15.83	9.38	3.08
0.400	2.20	3.400	3.52	6.400	15.83	9.40	3.08
0.417	2.20	3.417	3.52	6.417	15.83	9.42	3.08
0.433	2.20	3.433	3.52	6.433	15.83	9.43	3.08
0.450	2.20	3.450	3.52	6.450	15.83	9.45	3.08
0.467	2.20	3.467	3.52	6.467	15.83	9.47	3.08
0.483	2.20	3.483	3.52	6.483	15.83	9.48	3.08
0.500	2.20	3.500	3.52	6.500	15.81	9.50	3.08
0.517	2.20	3.517	3.52	6.517	7.04	9.52	3.08
0.533	2.20	3.533	3.52	6.533	7.04	9.53	3.08
0.550	2.20	3.550	3.52	6.550	7.04	9.55	3.08
0.567	2.20	3.567	3.52	6.567	7.04	9.57	3.08
0.583	2.20	3.583	3.52	6.583	7.04	9.58	3.08
0.600	2.20	3.600	3.52	6.600	7.04	9.60	3.08
0.617	2.20	3.617	3.52	6.617	7.04	9.62	3.08
0.633	2.20	3.633	3.52	6.633	7.04	9.63	3.08
0.650	2.20	3.650	3.52	6.650	7.04	9.65	3.08
0.667	2.20	3.667	3.52	6.667	7.04	9.67	3.08
0.683	2.20	3.683	3.52	6.683	7.04	9.68	3.08
0.700	2.20	3.700	3.52	6.700	7.04	9.70	3.08
0.717	2.20	3.717	3.52	6.717	7.04	9.72	3.08
0.733	2.20	3.733	3.52	6.733	7.04	9.73	3.08
0.750	2.20	3.750	3.52	6.750	7.04	9.75	3.08
0.767	2.20	3.767	3.52	6.767	7.04	9.77	3.08
0.783	2.20	3.783	3.52	6.783	7.04	9.78	3.08
0.800	2.20	3.800	3.52	6.800	7.04	9.80	3.08
0.817	2.20	3.817	3.52	6.817	7.04	9.82	3.08
0.833	2.20	3.833	3.52	6.833	7.04	9.83	3.08
0.850	2.20	3.850	3.52	6.850	7.04	9.85	3.08
0.867	2.20	3.867	3.52	6.867	7.04	9.87	3.08
0.883	2.20	3.883	3.52	6.883	7.04	9.88	3.08
0.900	2.20	3.900	3.52	6.900	7.04	9.90	3.08
0.917	2.20	3.917	3.52	6.917	7.04	9.92	3.08
0.933	2.20	3.933	3.52	6.933	7.04	9.93	3.08
0.950	2.20	3.950	3.52	6.950	7.04	9.95	3.08
0.967	2.20	3.967	3.52	6.967	7.04	9.97	3.08
0.983	2.20	3.983	3.52	6.983	7.04	9.98	3.08
1.000	2.20	4.000	3.52	7.000	7.04	10.00	3.08
1.017	2.20	4.017	5.28	7.017	7.04	10.02	1.76
1.033	2.20	4.033	5.28	7.033	7.04	10.03	1.76
1.050	2.20	4.050	5.28	7.050	7.04	10.05	1.76

VO6 Model Output Post-development Condition

1.067	2.20	4.067	5.28	7.067	7.04	10.07	1.76
1.083	2.20	4.083	5.28	7.083	7.04	10.08	1.76
1.100	2.20	4.100	5.28	7.100	7.04	10.10	1.76
1.117	2.20	4.117	5.28	7.117	7.04	10.12	1.76
1.133	2.20	4.133	5.28	7.133	7.04	10.13	1.76
1.150	2.20	4.150	5.28	7.150	7.04	10.15	1.76
1.167	2.20	4.167	5.28	7.167	7.04	10.17	1.76
1.183	2.20	4.183	5.28	7.183	7.04	10.18	1.76
1.200	2.20	4.200	5.28	7.200	7.04	10.20	1.76
1.217	2.20	4.217	5.28	7.217	7.04	10.22	1.76
1.233	2.20	4.233	5.28	7.233	7.04	10.23	1.76
1.250	2.20	4.250	5.28	7.250	7.04	10.25	1.76
1.267	2.20	4.267	5.28	7.267	7.04	10.27	1.76
1.283	2.20	4.283	5.28	7.283	7.04	10.28	1.76
1.300	2.20	4.300	5.28	7.300	7.04	10.30	1.76
1.317	2.20	4.317	5.28	7.317	7.04	10.32	1.76
1.333	2.20	4.333	5.28	7.333	7.04	10.33	1.76
1.350	2.20	4.350	5.28	7.350	7.04	10.35	1.76
1.367	2.20	4.367	5.28	7.367	7.04	10.37	1.76
1.383	2.20	4.383	5.28	7.383	7.04	10.38	1.76
1.400	2.20	4.400	5.28	7.400	7.04	10.40	1.76
1.417	2.20	4.417	5.28	7.417	7.04	10.42	1.76
1.433	2.20	4.433	5.28	7.433	7.04	10.43	1.76
1.450	2.20	4.450	5.28	7.450	7.04	10.45	1.76
1.467	2.20	4.467	5.28	7.467	7.04	10.47	1.76
1.483	2.20	4.483	5.28	7.483	7.04	10.48	1.76
1.500	2.20	4.500	5.28	7.500	7.03	10.50	1.76
1.517	2.20	4.517	7.04	7.517	5.28	10.52	1.76
1.533	2.20	4.533	7.04	7.533	5.28	10.53	1.76
1.550	2.20	4.550	7.04	7.550	5.28	10.55	1.76
1.567	2.20	4.567	7.04	7.567	5.28	10.57	1.76
1.583	2.20	4.583	7.04	7.583	5.28	10.58	1.76
1.600	2.20	4.600	7.04	7.600	5.28	10.60	1.76
1.617	2.20	4.617	7.04	7.617	5.28	10.62	1.76
1.633	2.20	4.633	7.04	7.633	5.28	10.63	1.76
1.650	2.20	4.650	7.04	7.650	5.28	10.65	1.76
1.667	2.20	4.667	7.04	7.667	5.28	10.67	1.76
1.683	2.20	4.683	7.04	7.683	5.28	10.68	1.76
1.700	2.20	4.700	7.04	7.700	5.28	10.70	1.76
1.717	2.20	4.717	7.04	7.717	5.28	10.72	1.76
1.733	2.20	4.733	7.04	7.733	5.28	10.73	1.76
1.750	2.20	4.750	7.04	7.750	5.28	10.75	1.76
1.767	2.20	4.767	7.04	7.767	5.28	10.77	1.76
1.783	2.20	4.783	7.04	7.783	5.28	10.78	1.76
1.800	2.20	4.800	7.04	7.800	5.28	10.80	1.76
1.817	2.20	4.817	7.04	7.817	5.28	10.82	1.76
1.833	2.20	4.833	7.04	7.833	5.28	10.83	1.76

VO6 Model Output Post-development Condition

1.850	2.20	4.850	7.04	7.850	5.28	10.85	1.76
1.867	2.20	4.867	7.04	7.867	5.28	10.87	1.76
1.883	2.20	4.883	7.04	7.883	5.28	10.88	1.76
1.900	2.20	4.900	7.04	7.900	5.28	10.90	1.76
1.917	2.20	4.917	7.04	7.917	5.28	10.92	1.76
1.933	2.20	4.933	7.04	7.933	5.28	10.93	1.76
1.950	2.20	4.950	7.04	7.950	5.28	10.95	1.76
1.967	2.20	4.967	7.04	7.967	5.28	10.97	1.76
1.983	2.20	4.983	7.04	7.983	5.28	10.98	1.76
2.000	2.20	5.000	7.04	8.000	5.27	11.00	1.76
2.017	2.64	5.017	10.55	8.017	3.08	11.02	1.76
2.033	2.64	5.033	10.55	8.033	3.08	11.03	1.76
2.050	2.64	5.050	10.55	8.050	3.08	11.05	1.76
2.067	2.64	5.067	10.55	8.067	3.08	11.07	1.76
2.083	2.64	5.083	10.55	8.083	3.08	11.08	1.76
2.100	2.64	5.100	10.55	8.100	3.08	11.10	1.76
2.117	2.64	5.117	10.55	8.117	3.08	11.12	1.76
2.133	2.64	5.133	10.55	8.133	3.08	11.13	1.76
2.150	2.64	5.150	10.55	8.150	3.08	11.15	1.76
2.167	2.64	5.167	10.55	8.167	3.08	11.17	1.76
2.183	2.64	5.183	10.55	8.183	3.08	11.18	1.76
2.200	2.64	5.200	10.55	8.200	3.08	11.20	1.76
2.217	2.64	5.217	10.55	8.217	3.08	11.22	1.76
2.233	2.64	5.233	10.55	8.233	3.08	11.23	1.76
2.250	2.64	5.250	10.55	8.250	3.08	11.25	1.76
2.267	2.64	5.267	10.55	8.267	3.08	11.27	1.76
2.283	2.64	5.283	10.55	8.283	3.08	11.28	1.76
2.300	2.64	5.300	10.55	8.300	3.08	11.30	1.76
2.317	2.64	5.317	10.55	8.317	3.08	11.32	1.76
2.333	2.64	5.333	10.55	8.333	3.08	11.33	1.76
2.350	2.64	5.350	10.55	8.350	3.08	11.35	1.76
2.367	2.64	5.367	10.55	8.367	3.08	11.37	1.76
2.383	2.64	5.383	10.55	8.383	3.08	11.38	1.76
2.400	2.64	5.400	10.55	8.400	3.08	11.40	1.76
2.417	2.64	5.417	10.55	8.417	3.08	11.42	1.76
2.433	2.64	5.433	10.55	8.433	3.08	11.43	1.76
2.450	2.64	5.450	10.55	8.450	3.08	11.45	1.76
2.467	2.64	5.467	10.55	8.467	3.08	11.47	1.76
2.483	2.64	5.483	10.55	8.483	3.08	11.48	1.76
2.500	2.64	5.500	10.58	8.500	3.08	11.50	1.76
2.517	2.64	5.517	42.21	8.517	3.08	11.52	1.76
2.533	2.64	5.533	42.21	8.533	3.08	11.53	1.76
2.550	2.64	5.550	42.21	8.550	3.08	11.55	1.76
2.567	2.64	5.567	42.21	8.567	3.08	11.57	1.76
2.583	2.64	5.583	42.21	8.583	3.08	11.58	1.76
2.600	2.64	5.600	42.21	8.600	3.08	11.60	1.76
2.617	2.64	5.617	42.21	8.617	3.08	11.62	1.76

VO6 Model Output Post-development Condition

2.633	2.64	5.633	42.21	8.633	3.08	11.63	1.76
2.650	2.64	5.650	42.21	8.650	3.08	11.65	1.76
2.667	2.64	5.667	42.21	8.667	3.08	11.67	1.76
2.683	2.64	5.683	42.21	8.683	3.08	11.68	1.76
2.700	2.64	5.700	42.21	8.700	3.08	11.70	1.76
2.717	2.64	5.717	42.21	8.717	3.08	11.72	1.76
2.733	2.64	5.733	42.21	8.733	3.08	11.73	1.76
2.750	2.64	5.750	42.28	8.750	3.08	11.75	1.76
2.767	2.64	5.767	100.53	8.767	3.08	11.77	1.76
2.783	2.64	5.783	100.53	8.783	3.08	11.78	1.76
2.800	2.64	5.800	100.53	8.800	3.08	11.80	1.76
2.817	2.64	5.817	100.53	8.817	3.08	11.82	1.76
2.833	2.64	5.833	100.63	8.833	3.08	11.83	1.76
2.850	2.64	5.850	175.03	8.850	3.08	11.85	1.76
2.867	2.64	5.867	175.03	8.867	3.08	11.87	1.76
2.883	2.64	5.883	175.03	8.883	3.08	11.88	1.76
2.900	2.64	5.900	175.03	8.900	3.08	11.90	1.76
2.917	2.64	5.917	174.90	8.917	3.08	11.92	1.76
2.933	2.64	5.933	72.68	8.933	3.08	11.93	1.76
2.950	2.64	5.950	72.68	8.950	3.08	11.95	1.76
2.967	2.64	5.967	72.68	8.967	3.08	11.97	1.76
2.983	2.64	5.983	72.68	8.983	3.08	11.98	1.76
3.000	2.64	6.000	72.60	9.000	3.08	12.00	1.76

Max.Eff.Inten.(mm/hr)=	175.01	103.52	
over (min)	5.00	4.00	
Storage Coeff. (min)=	0.96 (ii)	3.78 (ii)	
Unit Hyd. Tpeak (min)=	5.00	4.00	
Unit Hyd. peak (cms)=	0.48	0.29	
			TOTALS
PEAK FLOW (cms)=	0.05	0.01	0.052 (iii)
TIME TO PEAK (hrs)=	5.93	5.93	5.93
RUNOFF VOLUME (mm)=	87.82	57.69	83.29
TOTAL RAINFALL (mm)=	88.82	88.82	88.82
RUNOFF COEFFICIENT =	0.99	0.65	0.94

(i) CN PROCEDURE SELECTED FOR PERVIOUS LOSSES:
CN* = 87.0 Ia = Dep. Storage (Above)
(ii) TIME STEP (DT) SHOULD BE SMALLER OR EQUAL
THAN THE STORAGE COEFFICIENT.
(iii) PEAK FLOW DOES NOT INCLUDE BASEFLOW IF ANY.

| DUHYD (2152)|

VO6 Model Output Post-development Condition

```
| Inlet Cap.= 0.021|
| #of Inlets=     1|
| Total(cms)=   0.0|      AREA     QPEAK     TPEAK    R.V.
--------------------      (ha)     (cms)     (hrs)    (mm)
     TOTAL HYD.(ID= 1):   0.12      0.05      5.93   83.29
     ====================================================
     MAJOR SYS.(ID= 2):   0.02      0.03      5.93   83.29
     MINOR SYS.(ID= 3):   0.10      0.02      5.82   83.29

     NOTE:  PEAK FLOWS DO NOT INCLUDE BASEFLOWS IF ANY.

--------------------------------------------------------------------------------

--------------------
| ADD HYD  (  2003)|
|   1 +  2 =  3    |         AREA    QPEAK    TPEAK     R.V.
--------------------         (ha)    (cms)    (hrs)     (mm)
        ID1= 1 (  2142):     0.01   0.021     5.93    85.70
      + ID2= 2 (  2152):     0.02   0.031     5.93    83.29
        ====================================================
        ID = 3 (  2003):     0.03   0.052     5.93    84.23

     NOTE:  PEAK FLOWS DO NOT INCLUDE BASEFLOWS IF ANY.
--------------------------------------------------------------------------------
--------------------
| CALIB            |
| STANDHYD (  0205)|   Area    (ha)=   0.20
|ID= 1 DT= 1.0 min |   Total Imp(%)=  70.00   Dir. Conn.(%)=  70.00
--------------------
                              IMPERVIOUS    PERVIOUS (i)
     Surface Area     (ha)=       0.14         0.06
     Dep. Storage     (mm)=       1.00         5.00
     Average Slope     (%)=       1.00         2.00
     Length            (m)=      36.15        40.00
     Mannings n           =      0.013        0.250

         NOTE:  RAINFALL WAS TRANSFORMED TO   1.0 MIN. TIME STEP.


                          ---- TRANSFORMED HYETOGRAPH ----
              TIME    RAIN |  TIME    RAIN |'  TIME    RAIN |  TIME    RAIN
               hrs   mm/hr |   hrs   mm/hr |'   hrs   mm/hr |   hrs   mm/hr
             0.017    2.20 | 3.017    3.52 | 6.017   15.83 |  9.02    3.08
             0.033    2.20 | 3.033    3.52 | 6.033   15.83 |  9.03    3.08
             0.050    2.20 | 3.050    3.52 | 6.050   15.83 |  9.05    3.08
             0.067    2.20 | 3.067    3.52 | 6.067   15.83 |  9.07    3.08
             0.083    2.20 | 3.083    3.52 | 6.083   15.83 |  9.08    3.08
```

VO6 Model Output Post-development Condition

0.100	2.20	3.100	3.52	6.100	15.83	9.10	3.08
0.117	2.20	3.117	3.52	6.117	15.83	9.12	3.08
0.133	2.20	3.133	3.52	6.133	15.83	9.13	3.08
0.150	2.20	3.150	3.52	6.150	15.83	9.15	3.08
0.167	2.20	3.167	3.52	6.167	15.83	9.17	3.08
0.183	2.20	3.183	3.52	6.183	15.83	9.18	3.08
0.200	2.20	3.200	3.52	6.200	15.83	9.20	3.08
0.217	2.20	3.217	3.52	6.217	15.83	9.22	3.08
0.233	2.20	3.233	3.52	6.233	15.83	9.23	3.08
0.250	2.20	3.250	3.52	6.250	15.83	9.25	3.08
0.267	2.20	3.267	3.52	6.267	15.83	9.27	3.08
0.283	2.20	3.283	3.52	6.283	15.83	9.28	3.08
0.300	2.20	3.300	3.52	6.300	15.83	9.30	3.08
0.317	2.20	3.317	3.52	6.317	15.83	9.32	3.08
0.333	2.20	3.333	3.52	6.333	15.83	9.33	3.08
0.350	2.20	3.350	3.52	6.350	15.83	9.35	3.08
0.367	2.20	3.367	3.52	6.367	15.83	9.37	3.08
0.383	2.20	3.383	3.52	6.383	15.83	9.38	3.08
0.400	2.20	3.400	3.52	6.400	15.83	9.40	3.08
0.417	2.20	3.417	3.52	6.417	15.83	9.42	3.08
0.433	2.20	3.433	3.52	6.433	15.83	9.43	3.08
0.450	2.20	3.450	3.52	6.450	15.83	9.45	3.08
0.467	2.20	3.467	3.52	6.467	15.83	9.47	3.08
0.483	2.20	3.483	3.52	6.483	15.83	9.48	3.08
0.500	2.20	3.500	3.52	6.500	15.81	9.50	3.08
0.517	2.20	3.517	3.52	6.517	7.04	9.52	3.08
0.533	2.20	3.533	3.52	6.533	7.04	9.53	3.08
0.550	2.20	3.550	3.52	6.550	7.04	9.55	3.08
0.567	2.20	3.567	3.52	6.567	7.04	9.57	3.08
0.583	2.20	3.583	3.52	6.583	7.04	9.58	3.08
0.600	2.20	3.600	3.52	6.600	7.04	9.60	3.08
0.617	2.20	3.617	3.52	6.617	7.04	9.62	3.08
0.633	2.20	3.633	3.52	6.633	7.04	9.63	3.08
0.650	2.20	3.650	3.52	6.650	7.04	9.65	3.08
0.667	2.20	3.667	3.52	6.667	7.04	9.67	3.08
0.683	2.20	3.683	3.52	6.683	7.04	9.68	3.08
0.700	2.20	3.700	3.52	6.700	7.04	9.70	3.08
0.717	2.20	3.717	3.52	6.717	7.04	9.72	3.08
0.733	2.20	3.733	3.52	6.733	7.04	9.73	3.08
0.750	2.20	3.750	3.52	6.750	7.04	9.75	3.08
0.767	2.20	3.767	3.52	6.767	7.04	9.77	3.08
0.783	2.20	3.783	3.52	6.783	7.04	9.78	3.08
0.800	2.20	3.800	3.52	6.800	7.04	9.80	3.08
0.817	2.20	3.817	3.52	6.817	7.04	9.82	3.08
0.833	2.20	3.833	3.52	6.833	7.04	9.83	3.08
0.850	2.20	3.850	3.52	6.850	7.04	9.85	3.08
0.867	2.20	3.867	3.52	6.867	7.04	9.87	3.08

VO6 Model Output Post-development Condition

0.883	2.20	3.883	3.52	6.883	7.04	9.88	3.08
0.900	2.20	3.900	3.52	6.900	7.04	9.90	3.08
0.917	2.20	3.917	3.52	6.917	7.04	9.92	3.08
0.933	2.20	3.933	3.52	6.933	7.04	9.93	3.08
0.950	2.20	3.950	3.52	6.950	7.04	9.95	3.08
0.967	2.20	3.967	3.52	6.967	7.04	9.97	3.08
0.983	2.20	3.983	3.52	6.983	7.04	9.98	3.08
1.000	2.20	4.000	3.52	7.000	7.04	10.00	3.08
1.017	2.20	4.017	5.28	7.017	7.04	10.02	1.76
1.033	2.20	4.033	5.28	7.033	7.04	10.03	1.76
1.050	2.20	4.050	5.28	7.050	7.04	10.05	1.76
1.067	2.20	4.067	5.28	7.067	7.04	10.07	1.76
1.083	2.20	4.083	5.28	7.083	7.04	10.08	1.76
1.100	2.20	4.100	5.28	7.100	7.04	10.10	1.76
1.117	2.20	4.117	5.28	7.117	7.04	10.12	1.76
1.133	2.20	4.133	5.28	7.133	7.04	10.13	1.76
1.150	2.20	4.150	5.28	7.150	7.04	10.15	1.76
1.167	2.20	4.167	5.28	7.167	7.04	10.17	1.76
1.183	2.20	4.183	5.28	7.183	7.04	10.18	1.76
1.200	2.20	4.200	5.28	7.200	7.04	10.20	1.76
1.217	2.20	4.217	5.28	7.217	7.04	10.22	1.76
1.233	2.20	4.233	5.28	7.233	7.04	10.23	1.76
1.250	2.20	4.250	5.28	7.250	7.04	10.25	1.76
1.267	2.20	4.267	5.28	7.267	7.04	10.27	1.76
1.283	2.20	4.283	5.28	7.283	7.04	10.28	1.76
1.300	2.20	4.300	5.28	7.300	7.04	10.30	1.76
1.317	2.20	4.317	5.28	7.317	7.04	10.32	1.76
1.333	2.20	4.333	5.28	7.333	7.04	10.33	1.76
1.350	2.20	4.350	5.28	7.350	7.04	10.35	1.76
1.367	2.20	4.367	5.28	7.367	7.04	10.37	1.76
1.383	2.20	4.383	5.28	7.383	7.04	10.38	1.76
1.400	2.20	4.400	5.28	7.400	7.04	10.40	1.76
1.417	2.20	4.417	5.28	7.417	7.04	10.42	1.76
1.433	2.20	4.433	5.28	7.433	7.04	10.43	1.76
1.450	2.20	4.450	5.28	7.450	7.04	10.45	1.76
1.467	2.20	4.467	5.28	7.467	7.04	10.47	1.76
1.483	2.20	4.483	5.28	7.483	7.04	10.48	1.76
1.500	2.20	4.500	5.28	7.500	7.03	10.50	1.76
1.517	2.20	4.517	7.04	7.517	5.28	10.52	1.76
1.533	2.20	4.533	7.04	7.533	5.28	10.53	1.76
1.550	2.20	4.550	7.04	7.550	5.28	10.55	1.76
1.567	2.20	4.567	7.04	7.567	5.28	10.57	1.76
1.583	2.20	4.583	7.04	7.583	5.28	10.58	1.76
1.600	2.20	4.600	7.04	7.600	5.28	10.60	1.76
1.617	2.20	4.617	7.04	7.617	5.28	10.62	1.76
1.633	2.20	4.633	7.04	7.633	5.28	10.63	1.76
1.650	2.20	4.650	7.04	7.650	5.28	10.65	1.76

VO6 Model Output Post-development Condition

1.667	2.20	4.667	7.04	7.667	5.28	10.67	1.76
1.683	2.20	4.683	7.04	7.683	5.28	10.68	1.76
1.700	2.20	4.700	7.04	7.700	5.28	10.70	1.76
1.717	2.20	4.717	7.04	7.717	5.28	10.72	1.76
1.733	2.20	4.733	7.04	7.733	5.28	10.73	1.76
1.750	2.20	4.750	7.04	7.750	5.28	10.75	1.76
1.767	2.20	4.767	7.04	7.767	5.28	10.77	1.76
1.783	2.20	4.783	7.04	7.783	5.28	10.78	1.76
1.800	2.20	4.800	7.04	7.800	5.28	10.80	1.76
1.817	2.20	4.817	7.04	7.817	5.28	10.82	1.76
1.833	2.20	4.833	7.04	7.833	5.28	10.83	1.76
1.850	2.20	4.850	7.04	7.850	5.28	10.85	1.76
1.867	2.20	4.867	7.04	7.867	5.28	10.87	1.76
1.883	2.20	4.883	7.04	7.883	5.28	10.88	1.76
1.900	2.20	4.900	7.04	7.900	5.28	10.90	1.76
1.917	2.20	4.917	7.04	7.917	5.28	10.92	1.76
1.933	2.20	4.933	7.04	7.933	5.28	10.93	1.76
1.950	2.20	4.950	7.04	7.950	5.28	10.95	1.76
1.967	2.20	4.967	7.04	7.967	5.28	10.97	1.76
1.983	2.20	4.983	7.04	7.983	5.28	10.98	1.76
2.000	2.20	5.000	7.04	8.000	5.27	11.00	1.76
2.017	2.64	5.017	10.55	8.017	3.08	11.02	1.76
2.033	2.64	5.033	10.55	8.033	3.08	11.03	1.76
2.050	2.64	5.050	10.55	8.050	3.08	11.05	1.76
2.067	2.64	5.067	10.55	8.067	3.08	11.07	1.76
2.083	2.64	5.083	10.55	8.083	3.08	11.08	1.76
2.100	2.64	5.100	10.55	8.100	3.08	11.10	1.76
2.117	2.64	5.117	10.55	8.117	3.08	11.12	1.76
2.133	2.64	5.133	10.55	8.133	3.08	11.13	1.76
2.150	2.64	5.150	10.55	8.150	3.08	11.15	1.76
2.167	2.64	5.167	10.55	8.167	3.08	11.17	1.76
2.183	2.64	5.183	10.55	8.183	3.08	11.18	1.76
2.200	2.64	5.200	10.55	8.200	3.08	11.20	1.76
2.217	2.64	5.217	10.55	8.217	3.08	11.22	1.76
2.233	2.64	5.233	10.55	8.233	3.08	11.23	1.76
2.250	2.64	5.250	10.55	8.250	3.08	11.25	1.76
2.267	2.64	5.267	10.55	8.267	3.08	11.27	1.76
2.283	2.64	5.283	10.55	8.283	3.08	11.28	1.76
2.300	2.64	5.300	10.55	8.300	3.08	11.30	1.76
2.317	2.64	5.317	10.55	8.317	3.08	11.32	1.76
2.333	2.64	5.333	10.55	8.333	3.08	11.33	1.76
2.350	2.64	5.350	10.55	8.350	3.08	11.35	1.76
2.367	2.64	5.367	10.55	8.367	3.08	11.37	1.76
2.383	2.64	5.383	10.55	8.383	3.08	11.38	1.76
2.400	2.64	5.400	10.55	8.400	3.08	11.40	1.76
2.417	2.64	5.417	10.55	8.417	3.08	11.42	1.76
2.433	2.64	5.433	10.55	8.433	3.08	11.43	1.76

VO6 Model Output Post-development Condition

2.450	2.64	5.450	10.55	8.450	3.08	11.45	1.76
2.467	2.64	5.467	10.55	8.467	3.08	11.47	1.76
2.483	2.64	5.483	10.55	8.483	3.08	11.48	1.76
2.500	2.64	5.500	10.58	8.500	3.08	11.50	1.76
2.517	2.64	5.517	42.21	8.517	3.08	11.52	1.76
2.533	2.64	5.533	42.21	8.533	3.08	11.53	1.76
2.550	2.64	5.550	42.21	8.550	3.08	11.55	1.76
2.567	2.64	5.567	42.21	8.567	3.08	11.57	1.76
2.583	2.64	5.583	42.21	8.583	3.08	11.58	1.76
2.600	2.64	5.600	42.21	8.600	3.08	11.60	1.76
2.617	2.64	5.617	42.21	8.617	3.08	11.62	1.76
2.633	2.64	5.633	42.21	8.633	3.08	11.63	1.76
2.650	2.64	5.650	42.21	8.650	3.08	11.65	1.76
2.667	2.64	5.667	42.21	8.667	3.08	11.67	1.76
2.683	2.64	5.683	42.21	8.683	3.08	11.68	1.76
2.700	2.64	5.700	42.21	8.700	3.08	11.70	1.76
2.717	2.64	5.717	42.21	8.717	3.08	11.72	1.76
2.733	2.64	5.733	42.21	8.733	3.08	11.73	1.76
2.750	2.64	5.750	42.28	8.750	3.08	11.75	1.76
2.767	2.64	5.767	100.53	8.767	3.08	11.77	1.76
2.783	2.64	5.783	100.53	8.783	3.08	11.78	1.76
2.800	2.64	5.800	100.53	8.800	3.08	11.80	1.76
2.817	2.64	5.817	100.53	8.817	3.08	11.82	1.76
2.833	2.64	5.833	100.63	8.833	3.08	11.83	1.76
2.850	2.64	5.850	175.03	8.850	3.08	11.85	1.76
2.867	2.64	5.867	175.03	8.867	3.08	11.87	1.76
2.883	2.64	5.883	175.03	8.883	3.08	11.88	1.76
2.900	2.64	5.900	175.03	8.900	3.08	11.90	1.76
2.917	2.64	5.917	174.90	8.917	3.08	11.92	1.76
2.933	2.64	5.933	72.68	8.933	3.08	11.93	1.76
2.950	2.64	5.950	72.68	8.950	3.08	11.95	1.76
2.967	2.64	5.967	72.68	8.967	3.08	11.97	1.76
2.983	2.64	5.983	72.68	8.983	3.08	11.98	1.76
3.000	2.64	6.000	72.60	9.000	3.08	12.00	1.76

Max.Eff.Inten.(mm/hr)=	175.01	103.52	
over (min)	5.00	6.00	
Storage Coeff. (min)=	1.11 (ii)	5.13 (ii)	
Unit Hyd. Tpeak (min)=	5.00	6.00	
Unit Hyd. peak (cms)=	0.46	0.21	
			TOTALS
PEAK FLOW (cms)=	0.06	0.02	0.077 (iii)
TIME TO PEAK (hrs)=	5.93	5.97	5.93
RUNOFF VOLUME (mm)=	87.82	57.69	78.77
TOTAL RAINFALL (mm)=	88.82	88.82	88.82
RUNOFF COEFFICIENT =	0.99	0.65	0.89

```
       (i) CN PROCEDURE SELECTED FOR PERVIOUS LOSSES:
            CN*  =  87.0    Ia = Dep. Storage  (Above)
      (ii) TIME STEP (DT) SHOULD BE SMALLER OR EQUAL
           THAN THE STORAGE COEFFICIENT.
     (iii) PEAK FLOW DOES NOT INCLUDE BASEFLOW IF ANY.

--------------------------------------------------------------------------------
--------------------
| CALIB            |
| STANDHYD (  0201)|   Area    (ha)=   0.50
|ID= 1 DT= 5.0 min |   Total Imp(%)=  85.00   Dir. Conn.(%)=  85.00
--------------------
                              IMPERVIOUS    PERVIOUS (i)
     Surface Area     (ha)=       0.42         0.07
     Dep. Storage     (mm)=       1.00         5.00
     Average Slope     (%)=       1.00         2.00
     Length            (m)=      57.45        40.00
     Mannings n           =      0.013        0.250

     Max.Eff.Inten.(mm/hr)=     175.03       103.52
                over (min)        5.00         5.00
     Storage Coeff.  (min)=       1.46 (ii)    4.28 (ii)
     Unit Hyd. Tpeak (min)=       5.00         5.00
     Unit Hyd. peak  (cms)=       0.33         0.23
                                                            *TOTALS*
     PEAK FLOW       (cms)=       0.20         0.02          0.225 (iii)
     TIME TO PEAK    (hrs)=       5.92         5.92           5.92
     RUNOFF VOLUME    (mm)=      87.82        57.70          83.30
     TOTAL RAINFALL   (mm)=      88.82        88.82          88.82
     RUNOFF COEFFICIENT   =       0.99         0.65           0.94



       (i) CN PROCEDURE SELECTED FOR PERVIOUS LOSSES:
            CN*  =  87.0    Ia = Dep. Storage  (Above)
      (ii) TIME STEP (DT) SHOULD BE SMALLER OR EQUAL
           THAN THE STORAGE COEFFICIENT.
     (iii) PEAK FLOW DOES NOT INCLUDE BASEFLOW IF ANY.

--------------------------------------------------------------------------------
--------------------
| RESERVOIR(  2011)|     OVERFLOW IS OFF
| IN= 2---> OUT= 1 |
| DT=  1.0 min     |     OUTFLOW    STORAGE   |  OUTFLOW    STORAGE
--------------------      (cms)     (ha.m.)   |   (cms)     (ha.m.)
                          0.0000     0.0000   |   0.0610      0.0190
```

VO6 Model Output Post-development Condition

	AREA (ha)	QPEAK (cms)	TPEAK (hrs)	R.V. (mm)
INFLOW : ID= 2 (0201)	0.495	0.225	5.92	83.30
OUTFLOW: ID= 1 (2011)	0.495	0.053	6.05	83.14

PEAK FLOW REDUCTION [Qout/Qin](%)= 23.39
TIME SHIFT OF PEAK FLOW (min)= 8.00
MAXIMUM STORAGE USED (ha.m.)= 0.0164

```
--------------------------------------------------------------------------------
--------------------
| CALIB            |
| STANDHYD ( 0207)|   Area    (ha)=   0.15
|ID= 1 DT= 1.0 min |   Total Imp(%)=  70.00   Dir. Conn.(%)=  70.00
--------------------
```

		IMPERVIOUS	PERVIOUS (i)
Surface Area	(ha)=	0.10	0.04
Dep. Storage	(mm)=	1.00	5.00
Average Slope	(%)=	1.00	2.00
Length	(m)=	31.30	40.00
Mannings n	=	0.013	0.250

NOTE: RAINFALL WAS TRANSFORMED TO 1.0 MIN. TIME STEP.

---- TRANSFORMED HYETOGRAPH ----

TIME hrs	RAIN mm/hr	TIME hrs	RAIN mm/hr	TIME hrs	RAIN mm/hr	TIME hrs	RAIN mm/hr
0.017	2.20	3.017	3.52	6.017	15.83	9.02	3.08
0.033	2.20	3.033	3.52	6.033	15.83	9.03	3.08
0.050	2.20	3.050	3.52	6.050	15.83	9.05	3.08
0.067	2.20	3.067	3.52	6.067	15.83	9.07	3.08
0.083	2.20	3.083	3.52	6.083	15.83	9.08	3.08
0.100	2.20	3.100	3.52	6.100	15.83	9.10	3.08
0.117	2.20	3.117	3.52	6.117	15.83	9.12	3.08
0.133	2.20	3.133	3.52	6.133	15.83	9.13	3.08
0.150	2.20	3.150	3.52	6.150	15.83	9.15	3.08
0.167	2.20	3.167	3.52	6.167	15.83	9.17	3.08
0.183	2.20	3.183	3.52	6.183	15.83	9.18	3.08
0.200	2.20	3.200	3.52	6.200	15.83	9.20	3.08
0.217	2.20	3.217	3.52	6.217	15.83	9.22	3.08
0.233	2.20	3.233	3.52	6.233	15.83	9.23	3.08
0.250	2.20	3.250	3.52	6.250	15.83	9.25	3.08
0.267	2.20	3.267	3.52	6.267	15.83	9.27	3.08
0.283	2.20	3.283	3.52	6.283	15.83	9.28	3.08
0.300	2.20	3.300	3.52	6.300	15.83	9.30	3.08

VO6 Model Output Post-development Condition

0.317	2.20	3.317	3.52	6.317	15.83	9.32	3.08
0.333	2.20	3.333	3.52	6.333	15.83	9.33	3.08
0.350	2.20	3.350	3.52	6.350	15.83	9.35	3.08
0.367	2.20	3.367	3.52	6.367	15.83	9.37	3.08
0.383	2.20	3.383	3.52	6.383	15.83	9.38	3.08
0.400	2.20	3.400	3.52	6.400	15.83	9.40	3.08
0.417	2.20	3.417	3.52	6.417	15.83	9.42	3.08
0.433	2.20	3.433	3.52	6.433	15.83	9.43	3.08
0.450	2.20	3.450	3.52	6.450	15.83	9.45	3.08
0.467	2.20	3.467	3.52	6.467	15.83	9.47	3.08
0.483	2.20	3.483	3.52	6.483	15.83	9.48	3.08
0.500	2.20	3.500	3.52	6.500	15.81	9.50	3.08
0.517	2.20	3.517	3.52	6.517	7.04	9.52	3.08
0.533	2.20	3.533	3.52	6.533	7.04	9.53	3.08
0.550	2.20	3.550	3.52	6.550	7.04	9.55	3.08
0.567	2.20	3.567	3.52	6.567	7.04	9.57	3.08
0.583	2.20	3.583	3.52	6.583	7.04	9.58	3.08
0.600	2.20	3.600	3.52	6.600	7.04	9.60	3.08
0.617	2.20	3.617	3.52	6.617	7.04	9.62	3.08
0.633	2.20	3.633	3.52	6.633	7.04	9.63	3.08
0.650	2.20	3.650	3.52	6.650	7.04	9.65	3.08
0.667	2.20	3.667	3.52	6.667	7.04	9.67	3.08
0.683	2.20	3.683	3.52	6.683	7.04	9.68	3.08
0.700	2.20	3.700	3.52	6.700	7.04	9.70	3.08
0.717	2.20	3.717	3.52	6.717	7.04	9.72	3.08
0.733	2.20	3.733	3.52	6.733	7.04	9.73	3.08
0.750	2.20	3.750	3.52	6.750	7.04	9.75	3.08
0.767	2.20	3.767	3.52	6.767	7.04	9.77	3.08
0.783	2.20	3.783	3.52	6.783	7.04	9.78	3.08
0.800	2.20	3.800	3.52	6.800	7.04	9.80	3.08
0.817	2.20	3.817	3.52	6.817	7.04	9.82	3.08
0.833	2.20	3.833	3.52	6.833	7.04	9.83	3.08
0.850	2.20	3.850	3.52	6.850	7.04	9.85	3.08
0.867	2.20	3.867	3.52	6.867	7.04	9.87	3.08
0.883	2.20	3.883	3.52	6.883	7.04	9.88	3.08
0.900	2.20	3.900	3.52	6.900	7.04	9.90	3.08
0.917	2.20	3.917	3.52	6.917	7.04	9.92	3.08
0.933	2.20	3.933	3.52	6.933	7.04	9.93	3.08
0.950	2.20	3.950	3.52	6.950	7.04	9.95	3.08
0.967	2.20	3.967	3.52	6.967	7.04	9.97	3.08
0.983	2.20	3.983	3.52	6.983	7.04	9.98	3.08
1.000	2.20	4.000	3.52	7.000	7.04	10.00	3.08
1.017	2.20	4.017	5.28	7.017	7.04	10.02	1.76
1.033	2.20	4.033	5.28	7.033	7.04	10.03	1.76
1.050	2.20	4.050	5.28	7.050	7.04	10.05	1.76
1.067	2.20	4.067	5.28	7.067	7.04	10.07	1.76
1.083	2.20	4.083	5.28	7.083	7.04	10.08	1.76

VO6 Model Output Post-development Condition

1.100	2.20	4.100	5.28	7.100	7.04	10.10	1.76
1.117	2.20	4.117	5.28	7.117	7.04	10.12	1.76
1.133	2.20	4.133	5.28	7.133	7.04	10.13	1.76
1.150	2.20	4.150	5.28	7.150	7.04	10.15	1.76
1.167	2.20	4.167	5.28	7.167	7.04	10.17	1.76
1.183	2.20	4.183	5.28	7.183	7.04	10.18	1.76
1.200	2.20	4.200	5.28	7.200	7.04	10.20	1.76
1.217	2.20	4.217	5.28	7.217	7.04	10.22	1.76
1.233	2.20	4.233	5.28	7.233	7.04	10.23	1.76
1.250	2.20	4.250	5.28	7.250	7.04	10.25	1.76
1.267	2.20	4.267	5.28	7.267	7.04	10.27	1.76
1.283	2.20	4.283	5.28	7.283	7.04	10.28	1.76
1.300	2.20	4.300	5.28	7.300	7.04	10.30	1.76
1.317	2.20	4.317	5.28	7.317	7.04	10.32	1.76
1.333	2.20	4.333	5.28	7.333	7.04	10.33	1.76
1.350	2.20	4.350	5.28	7.350	7.04	10.35	1.76
1.367	2.20	4.367	5.28	7.367	7.04	10.37	1.76
1.383	2.20	4.383	5.28	7.383	7.04	10.38	1.76
1.400	2.20	4.400	5.28	7.400	7.04	10.40	1.76
1.417	2.20	4.417	5.28	7.417	7.04	10.42	1.76
1.433	2.20	4.433	5.28	7.433	7.04	10.43	1.76
1.450	2.20	4.450	5.28	7.450	7.04	10.45	1.76
1.467	2.20	4.467	5.28	7.467	7.04	10.47	1.76
1.483	2.20	4.483	5.28	7.483	7.04	10.48	1.76
1.500	2.20	4.500	5.28	7.500	7.03	10.50	1.76
1.517	2.20	4.517	7.04	7.517	5.28	10.52	1.76
1.533	2.20	4.533	7.04	7.533	5.28	10.53	1.76
1.550	2.20	4.550	7.04	7.550	5.28	10.55	1.76
1.567	2.20	4.567	7.04	7.567	5.28	10.57	1.76
1.583	2.20	4.583	7.04	7.583	5.28	10.58	1.76
1.600	2.20	4.600	7.04	7.600	5.28	10.60	1.76
1.617	2.20	4.617	7.04	7.617	5.28	10.62	1.76
1.633	2.20	4.633	7.04	7.633	5.28	10.63	1.76
1.650	2.20	4.650	7.04	7.650	5.28	10.65	1.76
1.667	2.20	4.667	7.04	7.667	5.28	10.67	1.76
1.683	2.20	4.683	7.04	7.683	5.28	10.68	1.76
1.700	2.20	4.700	7.04	7.700	5.28	10.70	1.76
1.717	2.20	4.717	7.04	7.717	5.28	10.72	1.76
1.733	2.20	4.733	7.04	7.733	5.28	10.73	1.76
1.750	2.20	4.750	7.04	7.750	5.28	10.75	1.76
1.767	2.20	4.767	7.04	7.767	5.28	10.77	1.76
1.783	2.20	4.783	7.04	7.783	5.28	10.78	1.76
1.800	2.20	4.800	7.04	7.800	5.28	10.80	1.76
1.817	2.20	4.817	7.04	7.817	5.28	10.82	1.76
1.833	2.20	4.833	7.04	7.833	5.28	10.83	1.76
1.850	2.20	4.850	7.04	7.850	5.28	10.85	1.76
1.867	2.20	4.867	7.04	7.867	5.28	10.87	1.76

VO6 Model Output Post-development Condition

1.883	2.20	4.883	7.04	7.883	5.28	10.88	1.76
1.900	2.20	4.900	7.04	7.900	5.28	10.90	1.76
1.917	2.20	4.917	7.04	7.917	5.28	10.92	1.76
1.933	2.20	4.933	7.04	7.933	5.28	10.93	1.76
1.950	2.20	4.950	7.04	7.950	5.28	10.95	1.76
1.967	2.20	4.967	7.04	7.967	5.28	10.97	1.76
1.983	2.20	4.983	7.04	7.983	5.28	10.98	1.76
2.000	2.20	5.000	7.04	8.000	5.27	11.00	1.76
2.017	2.64	5.017	10.55	8.017	3.08	11.02	1.76
2.033	2.64	5.033	10.55	8.033	3.08	11.03	1.76
2.050	2.64	5.050	10.55	8.050	3.08	11.05	1.76
2.067	2.64	5.067	10.55	8.067	3.08	11.07	1.76
2.083	2.64	5.083	10.55	8.083	3.08	11.08	1.76
2.100	2.64	5.100	10.55	8.100	3.08	11.10	1.76
2.117	2.64	5.117	10.55	8.117	3.08	11.12	1.76
2.133	2.64	5.133	10.55	8.133	3.08	11.13	1.76
2.150	2.64	5.150	10.55	8.150	3.08	11.15	1.76
2.167	2.64	5.167	10.55	8.167	3.08	11.17	1.76
2.183	2.64	5.183	10.55	8.183	3.08	11.18	1.76
2.200	2.64	5.200	10.55	8.200	3.08	11.20	1.76
2.217	2.64	5.217	10.55	8.217	3.08	11.22	1.76
2.233	2.64	5.233	10.55	8.233	3.08	11.23	1.76
2.250	2.64	5.250	10.55	8.250	3.08	11.25	1.76
2.267	2.64	5.267	10.55	8.267	3.08	11.27	1.76
2.283	2.64	5.283	10.55	8.283	3.08	11.28	1.76
2.300	2.64	5.300	10.55	8.300	3.08	11.30	1.76
2.317	2.64	5.317	10.55	8.317	3.08	11.32	1.76
2.333	2.64	5.333	10.55	8.333	3.08	11.33	1.76
2.350	2.64	5.350	10.55	8.350	3.08	11.35	1.76
2.367	2.64	5.367	10.55	8.367	3.08	11.37	1.76
2.383	2.64	5.383	10.55	8.383	3.08	11.38	1.76
2.400	2.64	5.400	10.55	8.400	3.08	11.40	1.76
2.417	2.64	5.417	10.55	8.417	3.08	11.42	1.76
2.433	2.64	5.433	10.55	8.433	3.08	11.43	1.76
2.450	2.64	5.450	10.55	8.450	3.08	11.45	1.76
2.467	2.64	5.467	10.55	8.467	3.08	11.47	1.76
2.483	2.64	5.483	10.55	8.483	3.08	11.48	1.76
2.500	2.64	5.500	10.58	8.500	3.08	11.50	1.76
2.517	2.64	5.517	42.21	8.517	3.08	11.52	1.76
2.533	2.64	5.533	42.21	8.533	3.08	11.53	1.76
2.550	2.64	5.550	42.21	8.550	3.08	11.55	1.76
2.567	2.64	5.567	42.21	8.567	3.08	11.57	1.76
2.583	2.64	5.583	42.21	8.583	3.08	11.58	1.76
2.600	2.64	5.600	42.21	8.600	3.08	11.60	1.76
2.617	2.64	5.617	42.21	8.617	3.08	11.62	1.76
2.633	2.64	5.633	42.21	8.633	3.08	11.63	1.76
2.650	2.64	5.650	42.21	8.650	3.08	11.65	1.76

VO6 Model Output Post-development Condition

2.667	2.64	5.667	42.21	8.667	3.08	11.67	1.76
2.683	2.64	5.683	42.21	8.683	3.08	11.68	1.76
2.700	2.64	5.700	42.21	8.700	3.08	11.70	1.76
2.717	2.64	5.717	42.21	8.717	3.08	11.72	1.76
2.733	2.64	5.733	42.21	8.733	3.08	11.73	1.76
2.750	2.64	5.750	42.28	8.750	3.08	11.75	1.76
2.767	2.64	5.767	100.53	8.767	3.08	11.77	1.76
2.783	2.64	5.783	100.53	8.783	3.08	11.78	1.76
2.800	2.64	5.800	100.53	8.800	3.08	11.80	1.76
2.817	2.64	5.817	100.53	8.817	3.08	11.82	1.76
2.833	2.64	5.833	100.63	8.833	3.08	11.83	1.76
2.850	2.64	5.850	175.03	8.850	3.08	11.85	1.76
2.867	2.64	5.867	175.03	8.867	3.08	11.87	1.76
2.883	2.64	5.883	175.03	8.883	3.08	11.88	1.76
2.900	2.64	5.900	175.03	8.900	3.08	11.90	1.76
2.917	2.64	5.917	174.90	8.917	3.08	11.92	1.76
2.933	2.64	5.933	72.68	8.933	3.08	11.93	1.76
2.950	2.64	5.950	72.68	8.950	3.08	11.95	1.76
2.967	2.64	5.967	72.68	8.967	3.08	11.97	1.76
2.983	2.64	5.983	72.68	8.983	3.08	11.98	1.76
3.000	2.64	6.000	72.60	9.000	3.08	12.00	1.76

```
Max.Eff.Inten.(mm/hr)=     175.01       103.52
           over (min)        5.00         6.00
Storage Coeff.  (min)=       1.02 (ii)    5.04 (ii)
Unit Hyd. Tpeak (min)=       5.00         6.00
Unit Hyd. peak  (cms)=       0.47         0.21
                                                        *TOTALS*
PEAK FLOW       (cms)=       0.05         0.01           0.058 (iii)
TIME TO PEAK    (hrs)=       5.93         5.97            5.93
RUNOFF VOLUME    (mm)=      87.82        57.69           78.77
TOTAL RAINFALL   (mm)=      88.82        88.82           88.82
RUNOFF COEFFICIENT   =       0.99         0.65            0.89


  (i) CN PROCEDURE SELECTED FOR PERVIOUS LOSSES:
       CN*  =  87.0    Ia = Dep. Storage  (Above)
 (ii) TIME STEP (DT) SHOULD BE SMALLER OR EQUAL
      THAN THE STORAGE COEFFICIENT.
(iii) PEAK FLOW DOES NOT INCLUDE BASEFLOW IF ANY.

--------------------------------------------------------------------------------
--------------------
| CALIB            |
| STANDHYD (  0202)|   Area    (ha)=   0.31
|ID= 1 DT= 1.0 min |   Total Imp(%)=  85.00   Dir. Conn.(%)=  85.00
--------------------
```

VO6 Model Output Post-development Condition

		IMPERVIOUS	PERVIOUS (i)
Surface Area	(ha)=	0.26	0.05
Dep. Storage	(mm)=	1.00	5.00
Average Slope	(%)=	1.00	2.00
Length	(m)=	45.09	40.00
Mannings n	=	0.013	0.250

NOTE: RAINFALL WAS TRANSFORMED TO 1.0 MIN. TIME STEP.

---- TRANSFORMED HYETOGRAPH ----

TIME hrs	RAIN mm/hr	TIME hrs	RAIN mm/hr	TIME hrs	RAIN mm/hr	TIME hrs	RAIN mm/hr
0.017	2.20	3.017	3.52	6.017	15.83	9.02	3.08
0.033	2.20	3.033	3.52	6.033	15.83	9.03	3.08
0.050	2.20	3.050	3.52	6.050	15.83	9.05	3.08
0.067	2.20	3.067	3.52	6.067	15.83	9.07	3.08
0.083	2.20	3.083	3.52	6.083	15.83	9.08	3.08
0.100	2.20	3.100	3.52	6.100	15.83	9.10	3.08
0.117	2.20	3.117	3.52	6.117	15.83	9.12	3.08
0.133	2.20	3.133	3.52	6.133	15.83	9.13	3.08
0.150	2.20	3.150	3.52	6.150	15.83	9.15	3.08
0.167	2.20	3.167	3.52	6.167	15.83	9.17	3.08
0.183	2.20	3.183	3.52	6.183	15.83	9.18	3.08
0.200	2.20	3.200	3.52	6.200	15.83	9.20	3.08
0.217	2.20	3.217	3.52	6.217	15.83	9.22	3.08
0.233	2.20	3.233	3.52	6.233	15.83	9.23	3.08
0.250	2.20	3.250	3.52	6.250	15.83	9.25	3.08
0.267	2.20	3.267	3.52	6.267	15.83	9.27	3.08
0.283	2.20	3.283	3.52	6.283	15.83	9.28	3.08
0.300	2.20	3.300	3.52	6.300	15.83	9.30	3.08
0.317	2.20	3.317	3.52	6.317	15.83	9.32	3.08
0.333	2.20	3.333	3.52	6.333	15.83	9.33	3.08
0.350	2.20	3.350	3.52	6.350	15.83	9.35	3.08
0.367	2.20	3.367	3.52	6.367	15.83	9.37	3.08
0.383	2.20	3.383	3.52	6.383	15.83	9.38	3.08
0.400	2.20	3.400	3.52	6.400	15.83	9.40	3.08
0.417	2.20	3.417	3.52	6.417	15.83	9.42	3.08
0.433	2.20	3.433	3.52	6.433	15.83	9.43	3.08
0.450	2.20	3.450	3.52	6.450	15.83	9.45	3.08
0.467	2.20	3.467	3.52	6.467	15.83	9.47	3.08
0.483	2.20	3.483	3.52	6.483	15.83	9.48	3.08
0.500	2.20	3.500	3.52	6.500	15.81	9.50	3.08
0.517	2.20	3.517	3.52	6.517	7.04	9.52	3.08
0.533	2.20	3.533	3.52	6.533	7.04	9.53	3.08
0.550	2.20	3.550	3.52	6.550	7.04	9.55	3.08
0.567	2.20	3.567	3.52	6.567	7.04	9.57	3.08

VO6 Model Output Post-development Condition

0.583	2.20	3.583	3.52	6.583	7.04	9.58	3.08
0.600	2.20	3.600	3.52	6.600	7.04	9.60	3.08
0.617	2.20	3.617	3.52	6.617	7.04	9.62	3.08
0.633	2.20	3.633	3.52	6.633	7.04	9.63	3.08
0.650	2.20	3.650	3.52	6.650	7.04	9.65	3.08
0.667	2.20	3.667	3.52	6.667	7.04	9.67	3.08
0.683	2.20	3.683	3.52	6.683	7.04	9.68	3.08
0.700	2.20	3.700	3.52	6.700	7.04	9.70	3.08
0.717	2.20	3.717	3.52	6.717	7.04	9.72	3.08
0.733	2.20	3.733	3.52	6.733	7.04	9.73	3.08
0.750	2.20	3.750	3.52	6.750	7.04	9.75	3.08
0.767	2.20	3.767	3.52	6.767	7.04	9.77	3.08
0.783	2.20	3.783	3.52	6.783	7.04	9.78	3.08
0.800	2.20	3.800	3.52	6.800	7.04	9.80	3.08
0.817	2.20	3.817	3.52	6.817	7.04	9.82	3.08
0.833	2.20	3.833	3.52	6.833	7.04	9.83	3.08
0.850	2.20	3.850	3.52	6.850	7.04	9.85	3.08
0.867	2.20	3.867	3.52	6.867	7.04	9.87	3.08
0.883	2.20	3.883	3.52	6.883	7.04	9.88	3.08
0.900	2.20	3.900	3.52	6.900	7.04	9.90	3.08
0.917	2.20	3.917	3.52	6.917	7.04	9.92	3.08
0.933	2.20	3.933	3.52	6.933	7.04	9.93	3.08
0.950	2.20	3.950	3.52	6.950	7.04	9.95	3.08
0.967	2.20	3.967	3.52	6.967	7.04	9.97	3.08
0.983	2.20	3.983	3.52	6.983	7.04	9.98	3.08
1.000	2.20	4.000	3.52	7.000	7.04	10.00	3.08
1.017	2.20	4.017	5.28	7.017	7.04	10.02	1.76
1.033	2.20	4.033	5.28	7.033	7.04	10.03	1.76
1.050	2.20	4.050	5.28	7.050	7.04	10.05	1.76
1.067	2.20	4.067	5.28	7.067	7.04	10.07	1.76
1.083	2.20	4.083	5.28	7.083	7.04	10.08	1.76
1.100	2.20	4.100	5.28	7.100	7.04	10.10	1.76
1.117	2.20	4.117	5.28	7.117	7.04	10.12	1.76
1.133	2.20	4.133	5.28	7.133	7.04	10.13	1.76
1.150	2.20	4.150	5.28	7.150	7.04	10.15	1.76
1.167	2.20	4.167	5.28	7.167	7.04	10.17	1.76
1.183	2.20	4.183	5.28	7.183	7.04	10.18	1.76
1.200	2.20	4.200	5.28	7.200	7.04	10.20	1.76
1.217	2.20	4.217	5.28	7.217	7.04	10.22	1.76
1.233	2.20	4.233	5.28	7.233	7.04	10.23	1.76
1.250	2.20	4.250	5.28	7.250	7.04	10.25	1.76
1.267	2.20	4.267	5.28	7.267	7.04	10.27	1.76
1.283	2.20	4.283	5.28	7.283	7.04	10.28	1.76
1.300	2.20	4.300	5.28	7.300	7.04	10.30	1.76
1.317	2.20	4.317	5.28	7.317	7.04	10.32	1.76
1.333	2.20	4.333	5.28	7.333	7.04	10.33	1.76
1.350	2.20	4.350	5.28	7.350	7.04	10.35	1.76

VO6 Model Output Post-development Condition

1.367	2.20	4.367	5.28	7.367	7.04	10.37	1.76
1.383	2.20	4.383	5.28	7.383	7.04	10.38	1.76
1.400	2.20	4.400	5.28	7.400	7.04	10.40	1.76
1.417	2.20	4.417	5.28	7.417	7.04	10.42	1.76
1.433	2.20	4.433	5.28	7.433	7.04	10.43	1.76
1.450	2.20	4.450	5.28	7.450	7.04	10.45	1.76
1.467	2.20	4.467	5.28	7.467	7.04	10.47	1.76
1.483	2.20	4.483	5.28	7.483	7.04	10.48	1.76
1.500	2.20	4.500	5.28	7.500	7.03	10.50	1.76
1.517	2.20	4.517	7.04	7.517	5.28	10.52	1.76
1.533	2.20	4.533	7.04	7.533	5.28	10.53	1.76
1.550	2.20	4.550	7.04	7.550	5.28	10.55	1.76
1.567	2.20	4.567	7.04	7.567	5.28	10.57	1.76
1.583	2.20	4.583	7.04	7.583	5.28	10.58	1.76
1.600	2.20	4.600	7.04	7.600	5.28	10.60	1.76
1.617	2.20	4.617	7.04	7.617	5.28	10.62	1.76
1.633	2.20	4.633	7.04	7.633	5.28	10.63	1.76
1.650	2.20	4.650	7.04	7.650	5.28	10.65	1.76
1.667	2.20	4.667	7.04	7.667	5.28	10.67	1.76
1.683	2.20	4.683	7.04	7.683	5.28	10.68	1.76
1.700	2.20	4.700	7.04	7.700	5.28	10.70	1.76
1.717	2.20	4.717	7.04	7.717	5.28	10.72	1.76
1.733	2.20	4.733	7.04	7.733	5.28	10.73	1.76
1.750	2.20	4.750	7.04	7.750	5.28	10.75	1.76
1.767	2.20	4.767	7.04	7.767	5.28	10.77	1.76
1.783	2.20	4.783	7.04	7.783	5.28	10.78	1.76
1.800	2.20	4.800	7.04	7.800	5.28	10.80	1.76
1.817	2.20	4.817	7.04	7.817	5.28	10.82	1.76
1.833	2.20	4.833	7.04	7.833	5.28	10.83	1.76
1.850	2.20	4.850	7.04	7.850	5.28	10.85	1.76
1.867	2.20	4.867	7.04	7.867	5.28	10.87	1.76
1.883	2.20	4.883	7.04	7.883	5.28	10.88	1.76
1.900	2.20	4.900	7.04	7.900	5.28	10.90	1.76
1.917	2.20	4.917	7.04	7.917	5.28	10.92	1.76
1.933	2.20	4.933	7.04	7.933	5.28	10.93	1.76
1.950	2.20	4.950	7.04	7.950	5.28	10.95	1.76
1.967	2.20	4.967	7.04	7.967	5.28	10.97	1.76
1.983	2.20	4.983	7.04	7.983	5.28	10.98	1.76
2.000	2.20	5.000	7.04	8.000	5.27	11.00	1.76
2.017	2.64	5.017	10.55	8.017	3.08	11.02	1.76
2.033	2.64	5.033	10.55	8.033	3.08	11.03	1.76
2.050	2.64	5.050	10.55	8.050	3.08	11.05	1.76
2.067	2.64	5.067	10.55	8.067	3.08	11.07	1.76
2.083	2.64	5.083	10.55	8.083	3.08	11.08	1.76
2.100	2.64	5.100	10.55	8.100	3.08	11.10	1.76
2.117	2.64	5.117	10.55	8.117	3.08	11.12	1.76
2.133	2.64	5.133	10.55	8.133	3.08	11.13	1.76

VO6 Model Output Post-development Condition

2.150	2.64	5.150	10.55	8.150	3.08	11.15	1.76
2.167	2.64	5.167	10.55	8.167	3.08	11.17	1.76
2.183	2.64	5.183	10.55	8.183	3.08	11.18	1.76
2.200	2.64	5.200	10.55	8.200	3.08	11.20	1.76
2.217	2.64	5.217	10.55	8.217	3.08	11.22	1.76
2.233	2.64	5.233	10.55	8.233	3.08	11.23	1.76
2.250	2.64	5.250	10.55	8.250	3.08	11.25	1.76
2.267	2.64	5.267	10.55	8.267	3.08	11.27	1.76
2.283	2.64	5.283	10.55	8.283	3.08	11.28	1.76
2.300	2.64	5.300	10.55	8.300	3.08	11.30	1.76
2.317	2.64	5.317	10.55	8.317	3.08	11.32	1.76
2.333	2.64	5.333	10.55	8.333	3.08	11.33	1.76
2.350	2.64	5.350	10.55	8.350	3.08	11.35	1.76
2.367	2.64	5.367	10.55	8.367	3.08	11.37	1.76
2.383	2.64	5.383	10.55	8.383	3.08	11.38	1.76
2.400	2.64	5.400	10.55	8.400	3.08	11.40	1.76
2.417	2.64	5.417	10.55	8.417	3.08	11.42	1.76
2.433	2.64	5.433	10.55	8.433	3.08	11.43	1.76
2.450	2.64	5.450	10.55	8.450	3.08	11.45	1.76
2.467	2.64	5.467	10.55	8.467	3.08	11.47	1.76
2.483	2.64	5.483	10.55	8.483	3.08	11.48	1.76
2.500	2.64	5.500	10.58	8.500	3.08	11.50	1.76
2.517	2.64	5.517	42.21	8.517	3.08	11.52	1.76
2.533	2.64	5.533	42.21	8.533	3.08	11.53	1.76
2.550	2.64	5.550	42.21	8.550	3.08	11.55	1.76
2.567	2.64	5.567	42.21	8.567	3.08	11.57	1.76
2.583	2.64	5.583	42.21	8.583	3.08	11.58	1.76
2.600	2.64	5.600	42.21	8.600	3.08	11.60	1.76
2.617	2.64	5.617	42.21	8.617	3.08	11.62	1.76
2.633	2.64	5.633	42.21	8.633	3.08	11.63	1.76
2.650	2.64	5.650	42.21	8.650	3.08	11.65	1.76
2.667	2.64	5.667	42.21	8.667	3.08	11.67	1.76
2.683	2.64	5.683	42.21	8.683	3.08	11.68	1.76
2.700	2.64	5.700	42.21	8.700	3.08	11.70	1.76
2.717	2.64	5.717	42.21	8.717	3.08	11.72	1.76
2.733	2.64	5.733	42.21	8.733	3.08	11.73	1.76
2.750	2.64	5.750	42.28	8.750	3.08	11.75	1.76
2.767	2.64	5.767	100.53	8.767	3.08	11.77	1.76
2.783	2.64	5.783	100.53	8.783	3.08	11.78	1.76
2.800	2.64	5.800	100.53	8.800	3.08	11.80	1.76
2.817	2.64	5.817	100.53	8.817	3.08	11.82	1.76
2.833	2.64	5.833	100.63	8.833	3.08	11.83	1.76
2.850	2.64	5.850	175.03	8.850	3.08	11.85	1.76
2.867	2.64	5.867	175.03	8.867	3.08	11.87	1.76
2.883	2.64	5.883	175.03	8.883	3.08	11.88	1.76
2.900	2.64	5.900	175.03	8.900	3.08	11.90	1.76
2.917	2.64	5.917	174.90	8.917	3.08	11.92	1.76

VO6 Model Output Post-development Condition

```
                2.933    2.64 | 5.933   72.68 | 8.933    3.08 | 11.93    1.76
                2.950    2.64 | 5.950   72.68 | 8.950    3.08 | 11.95    1.76
                2.967    2.64 | 5.967   72.68 | 8.967    3.08 | 11.97    1.76
                2.983    2.64 | 5.983   72.68 | 8.983    3.08 | 11.98    1.76
                3.000    2.64 | 6.000   72.60 | 9.000    3.08 | 12.00    1.76

     Max.Eff.Inten.(mm/hr)=     175.01       103.52
                over (min)        5.00         5.00
     Storage Coeff.  (min)=       1.27 (ii)    4.09 (ii)
     Unit Hyd. Tpeak (min)=       5.00         5.00
     Unit Hyd. peak  (cms)=       0.44         0.26
                                                          *TOTALS*
     PEAK FLOW       (cms)=       0.12         0.01          0.130 (iii)
     TIME TO PEAK    (hrs)=       5.93         5.95           5.93
     RUNOFF VOLUME    (mm)=      87.82        57.70          83.30
     TOTAL RAINFALL   (mm)=      88.82        88.82          88.82
     RUNOFF COEFFICIENT   =       0.99         0.65           0.94


       (i) CN PROCEDURE SELECTED FOR PERVIOUS LOSSES:
            CN*  =  87.0    Ia = Dep. Storage  (Above)
      (ii) TIME STEP (DT) SHOULD BE SMALLER OR EQUAL
           THAN THE STORAGE COEFFICIENT.
     (iii) PEAK FLOW DOES NOT INCLUDE BASEFLOW IF ANY.

--------------------------------------------------------------------------------
--------------------
| RESERVOIR(  2021)|     OVERFLOW IS OFF
| IN= 2---> OUT= 1 |
| DT=  1.0 min     |     OUTFLOW    STORAGE   |  OUTFLOW    STORAGE
--------------------      (cms)     (ha.m.)   |   (cms)     (ha.m.)
                          0.0000     0.0000   |   0.0370      0.0120

                                AREA     QPEAK     TPEAK       R.V.
                                (ha)     (cms)     (hrs)       (mm)
   INFLOW : ID= 2 (  0202)      0.305      0.130      5.93      83.30
   OUTFLOW: ID= 1 (  2021)      0.305      0.031      6.08      83.03

                   PEAK   FLOW   REDUCTION [Qout/Qin](%)= 24.28
                   TIME SHIFT OF PEAK FLOW         (min)=  9.00
                   MAXIMUM  STORAGE   USED       (ha.m.)=  0.0102

--------------------------------------------------------------------------------


--------------------
| ADD HYD  (  1090)|
|   1 +  2 =  3    |         AREA    QPEAK    TPEAK     R.V.
```

VO6 Model Output Post-development Condition

```
--------------------          (ha)    (cms)    (hrs)     (mm)
        ID1= 1 (  2011):     0.50   0.053     6.05    83.14
      + ID2= 2 (  2021):     0.31   0.031     6.08    83.03
        ====================================================
        ID = 3 (  1090):     0.80   0.084     6.07    83.10

     NOTE:  PEAK FLOWS DO NOT INCLUDE BASEFLOWS IF ANY.
-------------------------------------------------------------------------------

--------------------
| ADD HYD  (  1090)|
|   3 +  2 =  1    |         AREA    QPEAK    TPEAK     R.V.
--------------------          (ha)    (cms)    (hrs)     (mm)
        ID1= 3 (  1090):     0.80   0.084     6.07    83.10
      + ID2= 2 (  0205):     0.20   0.077     5.93    78.77
        ====================================================
        ID = 1 (  1090):     1.00   0.145     5.95    82.25

     NOTE:  PEAK FLOWS DO NOT INCLUDE BASEFLOWS IF ANY.
-------------------------------------------------------------------------------

--------------------
| ADD HYD  (  1090)|
|   1 +  2 =  3    |         AREA    QPEAK    TPEAK     R.V.
--------------------          (ha)    (cms)    (hrs)     (mm)
        ID1= 1 (  1090):     1.00   0.145     5.95    82.25
      + ID2= 2 (  0207):     0.15   0.058     5.93    78.77
        ====================================================
        ID = 3 (  1090):     1.14   0.201     5.95    81.80

     NOTE:  PEAK FLOWS DO NOT INCLUDE BASEFLOWS IF ANY.
-------------------------------------------------------------------------------

--------------------
| ADD HYD  (  1090)|
|   3 +  2 =  1    |         AREA    QPEAK    TPEAK     R.V.
--------------------          (ha)    (cms)    (hrs)     (mm)
        ID1= 3 (  1090):     1.14   0.201     5.95    81.80
      + ID2= 2 (  2142):     0.07   0.015     5.82    85.70
        ====================================================
        ID = 1 (  1090):     1.21   0.216     5.95    82.02

     NOTE:  PEAK FLOWS DO NOT INCLUDE BASEFLOWS IF ANY.
-------------------------------------------------------------------------------
--------------------
| CALIB            |
| STANDHYD (  0208)|   Area    (ha)=   0.20
```

VO6 Model Output Post-development Condition

|ID= 1 DT= 1.0 min | Total Imp(%)= 70.00 Dir. Conn.(%)= 70.00

		IMPERVIOUS	PERVIOUS (i)
Surface Area	(ha)=	0.14	0.06
Dep. Storage	(mm)=	1.00	5.00
Average Slope	(%)=	1.00	2.00
Length	(m)=	36.15	40.00
Mannings n	=	0.013	0.250

NOTE: RAINFALL WAS TRANSFORMED TO 1.0 MIN. TIME STEP.

---- TRANSFORMED HYETOGRAPH ----

TIME hrs	RAIN mm/hr	TIME hrs	RAIN mm/hr	TIME hrs	RAIN mm/hr	TIME hrs	RAIN mm/hr
0.017	2.20	3.017	3.52	6.017	15.83	9.02	3.08
0.033	2.20	3.033	3.52	6.033	15.83	9.03	3.08
0.050	2.20	3.050	3.52	6.050	15.83	9.05	3.08
0.067	2.20	3.067	3.52	6.067	15.83	9.07	3.08
0.083	2.20	3.083	3.52	6.083	15.83	9.08	3.08
0.100	2.20	3.100	3.52	6.100	15.83	9.10	3.08
0.117	2.20	3.117	3.52	6.117	15.83	9.12	3.08
0.133	2.20	3.133	3.52	6.133	15.83	9.13	3.08
0.150	2.20	3.150	3.52	6.150	15.83	9.15	3.08
0.167	2.20	3.167	3.52	6.167	15.83	9.17	3.08
0.183	2.20	3.183	3.52	6.183	15.83	9.18	3.08
0.200	2.20	3.200	3.52	6.200	15.83	9.20	3.08
0.217	2.20	3.217	3.52	6.217	15.83	9.22	3.08
0.233	2.20	3.233	3.52	6.233	15.83	9.23	3.08
0.250	2.20	3.250	3.52	6.250	15.83	9.25	3.08
0.267	2.20	3.267	3.52	6.267	15.83	9.27	3.08
0.283	2.20	3.283	3.52	6.283	15.83	9.28	3.08
0.300	2.20	3.300	3.52	6.300	15.83	9.30	3.08
0.317	2.20	3.317	3.52	6.317	15.83	9.32	3.08
0.333	2.20	3.333	3.52	6.333	15.83	9.33	3.08
0.350	2.20	3.350	3.52	6.350	15.83	9.35	3.08
0.367	2.20	3.367	3.52	6.367	15.83	9.37	3.08
0.383	2.20	3.383	3.52	6.383	15.83	9.38	3.08
0.400	2.20	3.400	3.52	6.400	15.83	9.40	3.08
0.417	2.20	3.417	3.52	6.417	15.83	9.42	3.08
0.433	2.20	3.433	3.52	6.433	15.83	9.43	3.08
0.450	2.20	3.450	3.52	6.450	15.83	9.45	3.08
0.467	2.20	3.467	3.52	6.467	15.83	9.47	3.08
0.483	2.20	3.483	3.52	6.483	15.83	9.48	3.08
0.500	2.20	3.500	3.52	6.500	15.81	9.50	3.08
0.517	2.20	3.517	3.52	6.517	7.04	9.52	3.08
0.533	2.20	3.533	3.52	6.533	7.04	9.53	3.08

VO6 Model Output Post-development Condition

0.550	2.20	3.550	3.52	6.550	7.04	9.55	3.08
0.567	2.20	3.567	3.52	6.567	7.04	9.57	3.08
0.583	2.20	3.583	3.52	6.583	7.04	9.58	3.08
0.600	2.20	3.600	3.52	6.600	7.04	9.60	3.08
0.617	2.20	3.617	3.52	6.617	7.04	9.62	3.08
0.633	2.20	3.633	3.52	6.633	7.04	9.63	3.08
0.650	2.20	3.650	3.52	6.650	7.04	9.65	3.08
0.667	2.20	3.667	3.52	6.667	7.04	9.67	3.08
0.683	2.20	3.683	3.52	6.683	7.04	9.68	3.08
0.700	2.20	3.700	3.52	6.700	7.04	9.70	3.08
0.717	2.20	3.717	3.52	6.717	7.04	9.72	3.08
0.733	2.20	3.733	3.52	6.733	7.04	9.73	3.08
0.750	2.20	3.750	3.52	6.750	7.04	9.75	3.08
0.767	2.20	3.767	3.52	6.767	7.04	9.77	3.08
0.783	2.20	3.783	3.52	6.783	7.04	9.78	3.08
0.800	2.20	3.800	3.52	6.800	7.04	9.80	3.08
0.817	2.20	3.817	3.52	6.817	7.04	9.82	3.08
0.833	2.20	3.833	3.52	6.833	7.04	9.83	3.08
0.850	2.20	3.850	3.52	6.850	7.04	9.85	3.08
0.867	2.20	3.867	3.52	6.867	7.04	9.87	3.08
0.883	2.20	3.883	3.52	6.883	7.04	9.88	3.08
0.900	2.20	3.900	3.52	6.900	7.04	9.90	3.08
0.917	2.20	3.917	3.52	6.917	7.04	9.92	3.08
0.933	2.20	3.933	3.52	6.933	7.04	9.93	3.08
0.950	2.20	3.950	3.52	6.950	7.04	9.95	3.08
0.967	2.20	3.967	3.52	6.967	7.04	9.97	3.08
0.983	2.20	3.983	3.52	6.983	7.04	9.98	3.08
1.000	2.20	4.000	3.52	7.000	7.04	10.00	3.08
1.017	2.20	4.017	5.28	7.017	7.04	10.02	1.76
1.033	2.20	4.033	5.28	7.033	7.04	10.03	1.76
1.050	2.20	4.050	5.28	7.050	7.04	10.05	1.76
1.067	2.20	4.067	5.28	7.067	7.04	10.07	1.76
1.083	2.20	4.083	5.28	7.083	7.04	10.08	1.76
1.100	2.20	4.100	5.28	7.100	7.04	10.10	1.76
1.117	2.20	4.117	5.28	7.117	7.04	10.12	1.76
1.133	2.20	4.133	5.28	7.133	7.04	10.13	1.76
1.150	2.20	4.150	5.28	7.150	7.04	10.15	1.76
1.167	2.20	4.167	5.28	7.167	7.04	10.17	1.76
1.183	2.20	4.183	5.28	7.183	7.04	10.18	1.76
1.200	2.20	4.200	5.28	7.200	7.04	10.20	1.76
1.217	2.20	4.217	5.28	7.217	7.04	10.22	1.76
1.233	2.20	4.233	5.28	7.233	7.04	10.23	1.76
1.250	2.20	4.250	5.28	7.250	7.04	10.25	1.76
1.267	2.20	4.267	5.28	7.267	7.04	10.27	1.76
1.283	2.20	4.283	5.28	7.283	7.04	10.28	1.76
1.300	2.20	4.300	5.28	7.300	7.04	10.30	1.76
1.317	2.20	4.317	5.28	7.317	7.04	10.32	1.76

VO6 Model Output Post-development Condition

1.333	2.20	4.333	5.28	7.333	7.04	10.33	1.76
1.350	2.20	4.350	5.28	7.350	7.04	10.35	1.76
1.367	2.20	4.367	5.28	7.367	7.04	10.37	1.76
1.383	2.20	4.383	5.28	7.383	7.04	10.38	1.76
1.400	2.20	4.400	5.28	7.400	7.04	10.40	1.76
1.417	2.20	4.417	5.28	7.417	7.04	10.42	1.76
1.433	2.20	4.433	5.28	7.433	7.04	10.43	1.76
1.450	2.20	4.450	5.28	7.450	7.04	10.45	1.76
1.467	2.20	4.467	5.28	7.467	7.04	10.47	1.76
1.483	2.20	4.483	5.28	7.483	7.04	10.48	1.76
1.500	2.20	4.500	5.28	7.500	7.03	10.50	1.76
1.517	2.20	4.517	7.04	7.517	5.28	10.52	1.76
1.533	2.20	4.533	7.04	7.533	5.28	10.53	1.76
1.550	2.20	4.550	7.04	7.550	5.28	10.55	1.76
1.567	2.20	4.567	7.04	7.567	5.28	10.57	1.76
1.583	2.20	4.583	7.04	7.583	5.28	10.58	1.76
1.600	2.20	4.600	7.04	7.600	5.28	10.60	1.76
1.617	2.20	4.617	7.04	7.617	5.28	10.62	1.76
1.633	2.20	4.633	7.04	7.633	5.28	10.63	1.76
1.650	2.20	4.650	7.04	7.650	5.28	10.65	1.76
1.667	2.20	4.667	7.04	7.667	5.28	10.67	1.76
1.683	2.20	4.683	7.04	7.683	5.28	10.68	1.76
1.700	2.20	4.700	7.04	7.700	5.28	10.70	1.76
1.717	2.20	4.717	7.04	7.717	5.28	10.72	1.76
1.733	2.20	4.733	7.04	7.733	5.28	10.73	1.76
1.750	2.20	4.750	7.04	7.750	5.28	10.75	1.76
1.767	2.20	4.767	7.04	7.767	5.28	10.77	1.76
1.783	2.20	4.783	7.04	7.783	5.28	10.78	1.76
1.800	2.20	4.800	7.04	7.800	5.28	10.80	1.76
1.817	2.20	4.817	7.04	7.817	5.28	10.82	1.76
1.833	2.20	4.833	7.04	7.833	5.28	10.83	1.76
1.850	2.20	4.850	7.04	7.850	5.28	10.85	1.76
1.867	2.20	4.867	7.04	7.867	5.28	10.87	1.76
1.883	2.20	4.883	7.04	7.883	5.28	10.88	1.76
1.900	2.20	4.900	7.04	7.900	5.28	10.90	1.76
1.917	2.20	4.917	7.04	7.917	5.28	10.92	1.76
1.933	2.20	4.933	7.04	7.933	5.28	10.93	1.76
1.950	2.20	4.950	7.04	7.950	5.28	10.95	1.76
1.967	2.20	4.967	7.04	7.967	5.28	10.97	1.76
1.983	2.20	4.983	7.04	7.983	5.28	10.98	1.76
2.000	2.20	5.000	7.04	8.000	5.27	11.00	1.76
2.017	2.64	5.017	10.55	8.017	3.08	11.02	1.76
2.033	2.64	5.033	10.55	8.033	3.08	11.03	1.76
2.050	2.64	5.050	10.55	8.050	3.08	11.05	1.76
2.067	2.64	5.067	10.55	8.067	3.08	11.07	1.76
2.083	2.64	5.083	10.55	8.083	3.08	11.08	1.76
2.100	2.64	5.100	10.55	8.100	3.08	11.10	1.76

VO6 Model Output Post-development Condition

2.117	2.64	5.117	10.55	8.117	3.08	11.12	1.76
2.133	2.64	5.133	10.55	8.133	3.08	11.13	1.76
2.150	2.64	5.150	10.55	8.150	3.08	11.15	1.76
2.167	2.64	5.167	10.55	8.167	3.08	11.17	1.76
2.183	2.64	5.183	10.55	8.183	3.08	11.18	1.76
2.200	2.64	5.200	10.55	8.200	3.08	11.20	1.76
2.217	2.64	5.217	10.55	8.217	3.08	11.22	1.76
2.233	2.64	5.233	10.55	8.233	3.08	11.23	1.76
2.250	2.64	5.250	10.55	8.250	3.08	11.25	1.76
2.267	2.64	5.267	10.55	8.267	3.08	11.27	1.76
2.283	2.64	5.283	10.55	8.283	3.08	11.28	1.76
2.300	2.64	5.300	10.55	8.300	3.08	11.30	1.76
2.317	2.64	5.317	10.55	8.317	3.08	11.32	1.76
2.333	2.64	5.333	10.55	8.333	3.08	11.33	1.76
2.350	2.64	5.350	10.55	8.350	3.08	11.35	1.76
2.367	2.64	5.367	10.55	8.367	3.08	11.37	1.76
2.383	2.64	5.383	10.55	8.383	3.08	11.38	1.76
2.400	2.64	5.400	10.55	8.400	3.08	11.40	1.76
2.417	2.64	5.417	10.55	8.417	3.08	11.42	1.76
2.433	2.64	5.433	10.55	8.433	3.08	11.43	1.76
2.450	2.64	5.450	10.55	8.450	3.08	11.45	1.76
2.467	2.64	5.467	10.55	8.467	3.08	11.47	1.76
2.483	2.64	5.483	10.55	8.483	3.08	11.48	1.76
2.500	2.64	5.500	10.58	8.500	3.08	11.50	1.76
2.517	2.64	5.517	42.21	8.517	3.08	11.52	1.76
2.533	2.64	5.533	42.21	8.533	3.08	11.53	1.76
2.550	2.64	5.550	42.21	8.550	3.08	11.55	1.76
2.567	2.64	5.567	42.21	8.567	3.08	11.57	1.76
2.583	2.64	5.583	42.21	8.583	3.08	11.58	1.76
2.600	2.64	5.600	42.21	8.600	3.08	11.60	1.76
2.617	2.64	5.617	42.21	8.617	3.08	11.62	1.76
2.633	2.64	5.633	42.21	8.633	3.08	11.63	1.76
2.650	2.64	5.650	42.21	8.650	3.08	11.65	1.76
2.667	2.64	5.667	42.21	8.667	3.08	11.67	1.76
2.683	2.64	5.683	42.21	8.683	3.08	11.68	1.76
2.700	2.64	5.700	42.21	8.700	3.08	11.70	1.76
2.717	2.64	5.717	42.21	8.717	3.08	11.72	1.76
2.733	2.64	5.733	42.21	8.733	3.08	11.73	1.76
2.750	2.64	5.750	42.28	8.750	3.08	11.75	1.76
2.767	2.64	5.767	100.53	8.767	3.08	11.77	1.76
2.783	2.64	5.783	100.53	8.783	3.08	11.78	1.76
2.800	2.64	5.800	100.53	8.800	3.08	11.80	1.76
2.817	2.64	5.817	100.53	8.817	3.08	11.82	1.76
2.833	2.64	5.833	100.63	8.833	3.08	11.83	1.76
2.850	2.64	5.850	175.03	8.850	3.08	11.85	1.76
2.867	2.64	5.867	175.03	8.867	3.08	11.87	1.76
2.883	2.64	5.883	175.03	8.883	3.08	11.88	1.76

VO6 Model Output Post-development Condition

2.900	2.64	5.900	175.03	8.900	3.08	11.90	1.76
2.917	2.64	5.917	174.90	8.917	3.08	11.92	1.76
2.933	2.64	5.933	72.68	8.933	3.08	11.93	1.76
2.950	2.64	5.950	72.68	8.950	3.08	11.95	1.76
2.967	2.64	5.967	72.68	8.967	3.08	11.97	1.76
2.983	2.64	5.983	72.68	8.983	3.08	11.98	1.76
3.000	2.64	6.000	72.60	9.000	3.08	12.00	1.76

			TOTALS
Max.Eff.Inten.(mm/hr)=	175.01	103.52	
over (min)	5.00	6.00	
Storage Coeff. (min)=	1.11 (ii)	5.13 (ii)	
Unit Hyd. Tpeak (min)=	5.00	6.00	
Unit Hyd. peak (cms)=	0.46	0.21	
PEAK FLOW (cms)=	0.06	0.02	0.077 (iii)
TIME TO PEAK (hrs)=	5.93	5.97	5.93
RUNOFF VOLUME (mm)=	87.82	57.69	78.77
TOTAL RAINFALL (mm)=	88.82	88.82	88.82
RUNOFF COEFFICIENT =	0.99	0.65	0.89

(i) CN PROCEDURE SELECTED FOR PERVIOUS LOSSES:
CN* = 87.0 Ia = Dep. Storage (Above)
(ii) TIME STEP (DT) SHOULD BE SMALLER OR EQUAL
THAN THE STORAGE COEFFICIENT.
(iii) PEAK FLOW DOES NOT INCLUDE BASEFLOW IF ANY.

```
| CALIB              |
| STANDHYD (  0212)|   Area    (ha)=   0.25
|ID= 1 DT= 1.0 min |   Total Imp(%)=   5.00   Dir. Conn.(%)=   5.00
```

	IMPERVIOUS	PERVIOUS (i)
Surface Area (ha)=	0.01	0.24
Dep. Storage (mm)=	1.00	5.00
Average Slope (%)=	1.00	2.00
Length (m)=	40.82	40.00
Mannings n =	0.013	0.250

NOTE: RAINFALL WAS TRANSFORMED TO 1.0 MIN. TIME STEP.

---- TRANSFORMED HYETOGRAPH ----

TIME hrs	RAIN mm/hr	TIME hrs	RAIN mm/hr	TIME hrs	RAIN mm/hr	TIME hrs	RAIN mm/hr
0.017	2.20	3.017	3.52	6.017	15.83	9.02	3.08

VO6 Model Output Post-development Condition

0.033	2.20	3.033	3.52	6.033	15.83	9.03	3.08
0.050	2.20	3.050	3.52	6.050	15.83	9.05	3.08
0.067	2.20	3.067	3.52	6.067	15.83	9.07	3.08
0.083	2.20	3.083	3.52	6.083	15.83	9.08	3.08
0.100	2.20	3.100	3.52	6.100	15.83	9.10	3.08
0.117	2.20	3.117	3.52	6.117	15.83	9.12	3.08
0.133	2.20	3.133	3.52	6.133	15.83	9.13	3.08
0.150	2.20	3.150	3.52	6.150	15.83	9.15	3.08
0.167	2.20	3.167	3.52	6.167	15.83	9.17	3.08
0.183	2.20	3.183	3.52	6.183	15.83	9.18	3.08
0.200	2.20	3.200	3.52	6.200	15.83	9.20	3.08
0.217	2.20	3.217	3.52	6.217	15.83	9.22	3.08
0.233	2.20	3.233	3.52	6.233	15.83	9.23	3.08
0.250	2.20	3.250	3.52	6.250	15.83	9.25	3.08
0.267	2.20	3.267	3.52	6.267	15.83	9.27	3.08
0.283	2.20	3.283	3.52	6.283	15.83	9.28	3.08
0.300	2.20	3.300	3.52	6.300	15.83	9.30	3.08
0.317	2.20	3.317	3.52	6.317	15.83	9.32	3.08
0.333	2.20	3.333	3.52	6.333	15.83	9.33	3.08
0.350	2.20	3.350	3.52	6.350	15.83	9.35	3.08
0.367	2.20	3.367	3.52	6.367	15.83	9.37	3.08
0.383	2.20	3.383	3.52	6.383	15.83	9.38	3.08
0.400	2.20	3.400	3.52	6.400	15.83	9.40	3.08
0.417	2.20	3.417	3.52	6.417	15.83	9.42	3.08
0.433	2.20	3.433	3.52	6.433	15.83	9.43	3.08
0.450	2.20	3.450	3.52	6.450	15.83	9.45	3.08
0.467	2.20	3.467	3.52	6.467	15.83	9.47	3.08
0.483	2.20	3.483	3.52	6.483	15.83	9.48	3.08
0.500	2.20	3.500	3.52	6.500	15.81	9.50	3.08
0.517	2.20	3.517	3.52	6.517	7.04	9.52	3.08
0.533	2.20	3.533	3.52	6.533	7.04	9.53	3.08
0.550	2.20	3.550	3.52	6.550	7.04	9.55	3.08
0.567	2.20	3.567	3.52	6.567	7.04	9.57	3.08
0.583	2.20	3.583	3.52	6.583	7.04	9.58	3.08
0.600	2.20	3.600	3.52	6.600	7.04	9.60	3.08
0.617	2.20	3.617	3.52	6.617	7.04	9.62	3.08
0.633	2.20	3.633	3.52	6.633	7.04	9.63	3.08
0.650	2.20	3.650	3.52	6.650	7.04	9.65	3.08
0.667	2.20	3.667	3.52	6.667	7.04	9.67	3.08
0.683	2.20	3.683	3.52	6.683	7.04	9.68	3.08
0.700	2.20	3.700	3.52	6.700	7.04	9.70	3.08
0.717	2.20	3.717	3.52	6.717	7.04	9.72	3.08
0.733	2.20	3.733	3.52	6.733	7.04	9.73	3.08
0.750	2.20	3.750	3.52	6.750	7.04	9.75	3.08
0.767	2.20	3.767	3.52	6.767	7.04	9.77	3.08
0.783	2.20	3.783	3.52	6.783	7.04	9.78	3.08
0.800	2.20	3.800	3.52	6.800	7.04	9.80	3.08

VO6 Model Output Post-development Condition

0.817	2.20	3.817	3.52	6.817	7.04	9.82	3.08
0.833	2.20	3.833	3.52	6.833	7.04	9.83	3.08
0.850	2.20	3.850	3.52	6.850	7.04	9.85	3.08
0.867	2.20	3.867	3.52	6.867	7.04	9.87	3.08
0.883	2.20	3.883	3.52	6.883	7.04	9.88	3.08
0.900	2.20	3.900	3.52	6.900	7.04	9.90	3.08
0.917	2.20	3.917	3.52	6.917	7.04	9.92	3.08
0.933	2.20	3.933	3.52	6.933	7.04	9.93	3.08
0.950	2.20	3.950	3.52	6.950	7.04	9.95	3.08
0.967	2.20	3.967	3.52	6.967	7.04	9.97	3.08
0.983	2.20	3.983	3.52	6.983	7.04	9.98	3.08
1.000	2.20	4.000	3.52	7.000	7.04	10.00	3.08
1.017	2.20	4.017	5.28	7.017	7.04	10.02	1.76
1.033	2.20	4.033	5.28	7.033	7.04	10.03	1.76
1.050	2.20	4.050	5.28	7.050	7.04	10.05	1.76
1.067	2.20	4.067	5.28	7.067	7.04	10.07	1.76
1.083	2.20	4.083	5.28	7.083	7.04	10.08	1.76
1.100	2.20	4.100	5.28	7.100	7.04	10.10	1.76
1.117	2.20	4.117	5.28	7.117	7.04	10.12	1.76
1.133	2.20	4.133	5.28	7.133	7.04	10.13	1.76
1.150	2.20	4.150	5.28	7.150	7.04	10.15	1.76
1.167	2.20	4.167	5.28	7.167	7.04	10.17	1.76
1.183	2.20	4.183	5.28	7.183	7.04	10.18	1.76
1.200	2.20	4.200	5.28	7.200	7.04	10.20	1.76
1.217	2.20	4.217	5.28	7.217	7.04	10.22	1.76
1.233	2.20	4.233	5.28	7.233	7.04	10.23	1.76
1.250	2.20	4.250	5.28	7.250	7.04	10.25	1.76
1.267	2.20	4.267	5.28	7.267	7.04	10.27	1.76
1.283	2.20	4.283	5.28	7.283	7.04	10.28	1.76
1.300	2.20	4.300	5.28	7.300	7.04	10.30	1.76
1.317	2.20	4.317	5.28	7.317	7.04	10.32	1.76
1.333	2.20	4.333	5.28	7.333	7.04	10.33	1.76
1.350	2.20	4.350	5.28	7.350	7.04	10.35	1.76
1.367	2.20	4.367	5.28	7.367	7.04	10.37	1.76
1.383	2.20	4.383	5.28	7.383	7.04	10.38	1.76
1.400	2.20	4.400	5.28	7.400	7.04	10.40	1.76
1.417	2.20	4.417	5.28	7.417	7.04	10.42	1.76
1.433	2.20	4.433	5.28	7.433	7.04	10.43	1.76
1.450	2.20	4.450	5.28	7.450	7.04	10.45	1.76
1.467	2.20	4.467	5.28	7.467	7.04	10.47	1.76
1.483	2.20	4.483	5.28	7.483	7.04	10.48	1.76
1.500	2.20	4.500	5.28	7.500	7.03	10.50	1.76
1.517	2.20	4.517	7.04	7.517	5.28	10.52	1.76
1.533	2.20	4.533	7.04	7.533	5.28	10.53	1.76
1.550	2.20	4.550	7.04	7.550	5.28	10.55	1.76
1.567	2.20	4.567	7.04	7.567	5.28	10.57	1.76
1.583	2.20	4.583	7.04	7.583	5.28	10.58	1.76

VO6 Model Output Post-development Condition

1.600	2.20	4.600	7.04	7.600	5.28	10.60	1.76
1.617	2.20	4.617	7.04	7.617	5.28	10.62	1.76
1.633	2.20	4.633	7.04	7.633	5.28	10.63	1.76
1.650	2.20	4.650	7.04	7.650	5.28	10.65	1.76
1.667	2.20	4.667	7.04	7.667	5.28	10.67	1.76
1.683	2.20	4.683	7.04	7.683	5.28	10.68	1.76
1.700	2.20	4.700	7.04	7.700	5.28	10.70	1.76
1.717	2.20	4.717	7.04	7.717	5.28	10.72	1.76
1.733	2.20	4.733	7.04	7.733	5.28	10.73	1.76
1.750	2.20	4.750	7.04	7.750	5.28	10.75	1.76
1.767	2.20	4.767	7.04	7.767	5.28	10.77	1.76
1.783	2.20	4.783	7.04	7.783	5.28	10.78	1.76
1.800	2.20	4.800	7.04	7.800	5.28	10.80	1.76
1.817	2.20	4.817	7.04	7.817	5.28	10.82	1.76
1.833	2.20	4.833	7.04	7.833	5.28	10.83	1.76
1.850	2.20	4.850	7.04	7.850	5.28	10.85	1.76
1.867	2.20	4.867	7.04	7.867	5.28	10.87	1.76
1.883	2.20	4.883	7.04	7.883	5.28	10.88	1.76
1.900	2.20	4.900	7.04	7.900	5.28	10.90	1.76
1.917	2.20	4.917	7.04	7.917	5.28	10.92	1.76
1.933	2.20	4.933	7.04	7.933	5.28	10.93	1.76
1.950	2.20	4.950	7.04	7.950	5.28	10.95	1.76
1.967	2.20	4.967	7.04	7.967	5.28	10.97	1.76
1.983	2.20	4.983	7.04	7.983	5.28	10.98	1.76
2.000	2.20	5.000	7.04	8.000	5.27	11.00	1.76
2.017	2.64	5.017	10.55	8.017	3.08	11.02	1.76
2.033	2.64	5.033	10.55	8.033	3.08	11.03	1.76
2.050	2.64	5.050	10.55	8.050	3.08	11.05	1.76
2.067	2.64	5.067	10.55	8.067	3.08	11.07	1.76
2.083	2.64	5.083	10.55	8.083	3.08	11.08	1.76
2.100	2.64	5.100	10.55	8.100	3.08	11.10	1.76
2.117	2.64	5.117	10.55	8.117	3.08	11.12	1.76
2.133	2.64	5.133	10.55	8.133	3.08	11.13	1.76
2.150	2.64	5.150	10.55	8.150	3.08	11.15	1.76
2.167	2.64	5.167	10.55	8.167	3.08	11.17	1.76
2.183	2.64	5.183	10.55	8.183	3.08	11.18	1.76
2.200	2.64	5.200	10.55	8.200	3.08	11.20	1.76
2.217	2.64	5.217	10.55	8.217	3.08	11.22	1.76
2.233	2.64	5.233	10.55	8.233	3.08	11.23	1.76
2.250	2.64	5.250	10.55	8.250	3.08	11.25	1.76
2.267	2.64	5.267	10.55	8.267	3.08	11.27	1.76
2.283	2.64	5.283	10.55	8.283	3.08	11.28	1.76
2.300	2.64	5.300	10.55	8.300	3.08	11.30	1.76
2.317	2.64	5.317	10.55	8.317	3.08	11.32	1.76
2.333	2.64	5.333	10.55	8.333	3.08	11.33	1.76
2.350	2.64	5.350	10.55	8.350	3.08	11.35	1.76
2.367	2.64	5.367	10.55	8.367	3.08	11.37	1.76

VO6 Model Output Post-development Condition

2.383	2.64	5.383	10.55	8.383	3.08	11.38	1.76
2.400	2.64	5.400	10.55	8.400	3.08	11.40	1.76
2.417	2.64	5.417	10.55	8.417	3.08	11.42	1.76
2.433	2.64	5.433	10.55	8.433	3.08	11.43	1.76
2.450	2.64	5.450	10.55	8.450	3.08	11.45	1.76
2.467	2.64	5.467	10.55	8.467	3.08	11.47	1.76
2.483	2.64	5.483	10.55	8.483	3.08	11.48	1.76
2.500	2.64	5.500	10.58	8.500	3.08	11.50	1.76
2.517	2.64	5.517	42.21	8.517	3.08	11.52	1.76
2.533	2.64	5.533	42.21	8.533	3.08	11.53	1.76
2.550	2.64	5.550	42.21	8.550	3.08	11.55	1.76
2.567	2.64	5.567	42.21	8.567	3.08	11.57	1.76
2.583	2.64	5.583	42.21	8.583	3.08	11.58	1.76
2.600	2.64	5.600	42.21	8.600	3.08	11.60	1.76
2.617	2.64	5.617	42.21	8.617	3.08	11.62	1.76
2.633	2.64	5.633	42.21	8.633	3.08	11.63	1.76
2.650	2.64	5.650	42.21	8.650	3.08	11.65	1.76
2.667	2.64	5.667	42.21	8.667	3.08	11.67	1.76
2.683	2.64	5.683	42.21	8.683	3.08	11.68	1.76
2.700	2.64	5.700	42.21	8.700	3.08	11.70	1.76
2.717	2.64	5.717	42.21	8.717	3.08	11.72	1.76
2.733	2.64	5.733	42.21	8.733	3.08	11.73	1.76
2.750	2.64	5.750	42.28	8.750	3.08	11.75	1.76
2.767	2.64	5.767	100.53	8.767	3.08	11.77	1.76
2.783	2.64	5.783	100.53	8.783	3.08	11.78	1.76
2.800	2.64	5.800	100.53	8.800	3.08	11.80	1.76
2.817	2.64	5.817	100.53	8.817	3.08	11.82	1.76
2.833	2.64	5.833	100.63	8.833	3.08	11.83	1.76
2.850	2.64	5.850	175.03	8.850	3.08	11.85	1.76
2.867	2.64	5.867	175.03	8.867	3.08	11.87	1.76
2.883	2.64	5.883	175.03	8.883	3.08	11.88	1.76
2.900	2.64	5.900	175.03	8.900	3.08	11.90	1.76
2.917	2.64	5.917	174.90	8.917	3.08	11.92	1.76
2.933	2.64	5.933	72.68	8.933	3.08	11.93	1.76
2.950	2.64	5.950	72.68	8.950	3.08	11.95	1.76
2.967	2.64	5.967	72.68	8.967	3.08	11.97	1.76
2.983	2.64	5.983	72.68	8.983	3.08	11.98	1.76
3.000	2.64	6.000	72.60	9.000	3.08	12.00	1.76

```
Max.Eff.Inten.(mm/hr)=     175.01       103.52
           over (min)        5.00         9.00
Storage Coeff.  (min)=       1.19 (ii)    8.15 (ii)
Unit Hyd. Tpeak (min)=       5.00         9.00
Unit Hyd. peak  (cms)=       0.45         0.13
                                                        *TOTALS*
PEAK FLOW       (cms)=       0.01         0.05           0.055 (iii)
TIME TO PEAK    (hrs)=       5.93         6.02            6.02
```

```
                    VO6 Model Output Post-development Condition
     RUNOFF VOLUME    (mm)=      87.82        57.69          59.18
     TOTAL RAINFALL   (mm)=      88.82        88.82          88.82
     RUNOFF COEFFICIENT   =       0.99         0.65           0.67

***** WARNING:FOR AREAS WITH IMPERVIOUS RATIOS BELOW 20%
              YOU SHOULD CONSIDER SPLITTING THE AREA.

       (i) CN PROCEDURE SELECTED FOR PERVIOUS LOSSES:
            CN*  =  87.0    Ia = Dep. Storage  (Above)
      (ii) TIME STEP (DT) SHOULD BE SMALLER OR EQUAL
           THAN THE STORAGE COEFFICIENT.
     (iii) PEAK FLOW DOES NOT INCLUDE BASEFLOW IF ANY.

--------------------------------------------------------------------------------

--------------------
| ADD HYD  (  1060)|
|   1 +  2 =  3    |         AREA    QPEAK    TPEAK     R.V.
--------------------         (ha)    (cms)    (hrs)     (mm)
        ID1= 1 (  1090):     1.21   0.216     5.95    82.02
      + ID2= 2 (  0208):     0.20   0.077     5.93    78.77
        ====================================================
        ID = 3 (  1060):     1.41   0.292     5.93    81.57

     NOTE:  PEAK FLOWS DO NOT INCLUDE BASEFLOWS IF ANY.
--------------------------------------------------------------------------------

--------------------
| ADD HYD  (  1060)|
|   3 +  2 =  1    |         AREA    QPEAK    TPEAK     R.V.
--------------------         (ha)    (cms)    (hrs)     (mm)
        ID1= 3 (  1060):     1.41   0.292     5.93    81.57
      + ID2= 2 (  0212):     0.25   0.055     6.02    59.18
        ====================================================
        ID = 1 (  1060):     1.66   0.339     5.95    78.20

     NOTE:  PEAK FLOWS DO NOT INCLUDE BASEFLOWS IF ANY.
--------------------------------------------------------------------------------
--------------------
| CALIB            |
| STANDHYD (  0209)|   Area    (ha)=   0.38
|ID= 1 DT= 1.0 min |   Total Imp(%)=  70.00   Dir. Conn.(%)=  70.00
--------------------
                              IMPERVIOUS    PERVIOUS (i)
     Surface Area     (ha)=       0.27         0.12
     Dep. Storage     (mm)=       1.00         5.00
     Average Slope     (%)=       1.00         2.00
```

VO6 Model Output Post-development Condition

Length	(m)=	50.66	40.00
Mannings n	=	0.013	0.250

NOTE: RAINFALL WAS TRANSFORMED TO 1.0 MIN. TIME STEP.

---- TRANSFORMED HYETOGRAPH ----

TIME hrs	RAIN mm/hr	TIME hrs	RAIN mm/hr	TIME hrs	RAIN mm/hr	TIME hrs	RAIN mm/hr
0.017	2.20	3.017	3.52	6.017	15.83	9.02	3.08
0.033	2.20	3.033	3.52	6.033	15.83	9.03	3.08
0.050	2.20	3.050	3.52	6.050	15.83	9.05	3.08
0.067	2.20	3.067	3.52	6.067	15.83	9.07	3.08
0.083	2.20	3.083	3.52	6.083	15.83	9.08	3.08
0.100	2.20	3.100	3.52	6.100	15.83	9.10	3.08
0.117	2.20	3.117	3.52	6.117	15.83	9.12	3.08
0.133	2.20	3.133	3.52	6.133	15.83	9.13	3.08
0.150	2.20	3.150	3.52	6.150	15.83	9.15	3.08
0.167	2.20	3.167	3.52	6.167	15.83	9.17	3.08
0.183	2.20	3.183	3.52	6.183	15.83	9.18	3.08
0.200	2.20	3.200	3.52	6.200	15.83	9.20	3.08
0.217	2.20	3.217	3.52	6.217	15.83	9.22	3.08
0.233	2.20	3.233	3.52	6.233	15.83	9.23	3.08
0.250	2.20	3.250	3.52	6.250	15.83	9.25	3.08
0.267	2.20	3.267	3.52	6.267	15.83	9.27	3.08
0.283	2.20	3.283	3.52	6.283	15.83	9.28	3.08
0.300	2.20	3.300	3.52	6.300	15.83	9.30	3.08
0.317	2.20	3.317	3.52	6.317	15.83	9.32	3.08
0.333	2.20	3.333	3.52	6.333	15.83	9.33	3.08
0.350	2.20	3.350	3.52	6.350	15.83	9.35	3.08
0.367	2.20	3.367	3.52	6.367	15.83	9.37	3.08
0.383	2.20	3.383	3.52	6.383	15.83	9.38	3.08
0.400	2.20	3.400	3.52	6.400	15.83	9.40	3.08
0.417	2.20	3.417	3.52	6.417	15.83	9.42	3.08
0.433	2.20	3.433	3.52	6.433	15.83	9.43	3.08
0.450	2.20	3.450	3.52	6.450	15.83	9.45	3.08
0.467	2.20	3.467	3.52	6.467	15.83	9.47	3.08
0.483	2.20	3.483	3.52	6.483	15.83	9.48	3.08
0.500	2.20	3.500	3.52	6.500	15.81	9.50	3.08
0.517	2.20	3.517	3.52	6.517	7.04	9.52	3.08
0.533	2.20	3.533	3.52	6.533	7.04	9.53	3.08
0.550	2.20	3.550	3.52	6.550	7.04	9.55	3.08
0.567	2.20	3.567	3.52	6.567	7.04	9.57	3.08
0.583	2.20	3.583	3.52	6.583	7.04	9.58	3.08
0.600	2.20	3.600	3.52	6.600	7.04	9.60	3.08
0.617	2.20	3.617	3.52	6.617	7.04	9.62	3.08
0.633	2.20	3.633	3.52	6.633	7.04	9.63	3.08

VO6 Model Output Post-development Condition

0.650	2.20	3.650	3.52	6.650	7.04	9.65	3.08
0.667	2.20	3.667	3.52	6.667	7.04	9.67	3.08
0.683	2.20	3.683	3.52	6.683	7.04	9.68	3.08
0.700	2.20	3.700	3.52	6.700	7.04	9.70	3.08
0.717	2.20	3.717	3.52	6.717	7.04	9.72	3.08
0.733	2.20	3.733	3.52	6.733	7.04	9.73	3.08
0.750	2.20	3.750	3.52	6.750	7.04	9.75	3.08
0.767	2.20	3.767	3.52	6.767	7.04	9.77	3.08
0.783	2.20	3.783	3.52	6.783	7.04	9.78	3.08
0.800	2.20	3.800	3.52	6.800	7.04	9.80	3.08
0.817	2.20	3.817	3.52	6.817	7.04	9.82	3.08
0.833	2.20	3.833	3.52	6.833	7.04	9.83	3.08
0.850	2.20	3.850	3.52	6.850	7.04	9.85	3.08
0.867	2.20	3.867	3.52	6.867	7.04	9.87	3.08
0.883	2.20	3.883	3.52	6.883	7.04	9.88	3.08
0.900	2.20	3.900	3.52	6.900	7.04	9.90	3.08
0.917	2.20	3.917	3.52	6.917	7.04	9.92	3.08
0.933	2.20	3.933	3.52	6.933	7.04	9.93	3.08
0.950	2.20	3.950	3.52	6.950	7.04	9.95	3.08
0.967	2.20	3.967	3.52	6.967	7.04	9.97	3.08
0.983	2.20	3.983	3.52	6.983	7.04	9.98	3.08
1.000	2.20	4.000	3.52	7.000	7.04	10.00	3.08
1.017	2.20	4.017	5.28	7.017	7.04	10.02	1.76
1.033	2.20	4.033	5.28	7.033	7.04	10.03	1.76
1.050	2.20	4.050	5.28	7.050	7.04	10.05	1.76
1.067	2.20	4.067	5.28	7.067	7.04	10.07	1.76
1.083	2.20	4.083	5.28	7.083	7.04	10.08	1.76
1.100	2.20	4.100	5.28	7.100	7.04	10.10	1.76
1.117	2.20	4.117	5.28	7.117	7.04	10.12	1.76
1.133	2.20	4.133	5.28	7.133	7.04	10.13	1.76
1.150	2.20	4.150	5.28	7.150	7.04	10.15	1.76
1.167	2.20	4.167	5.28	7.167	7.04	10.17	1.76
1.183	2.20	4.183	5.28	7.183	7.04	10.18	1.76
1.200	2.20	4.200	5.28	7.200	7.04	10.20	1.76
1.217	2.20	4.217	5.28	7.217	7.04	10.22	1.76
1.233	2.20	4.233	5.28	7.233	7.04	10.23	1.76
1.250	2.20	4.250	5.28	7.250	7.04	10.25	1.76
1.267	2.20	4.267	5.28	7.267	7.04	10.27	1.76
1.283	2.20	4.283	5.28	7.283	7.04	10.28	1.76
1.300	2.20	4.300	5.28	7.300	7.04	10.30	1.76
1.317	2.20	4.317	5.28	7.317	7.04	10.32	1.76
1.333	2.20	4.333	5.28	7.333	7.04	10.33	1.76
1.350	2.20	4.350	5.28	7.350	7.04	10.35	1.76
1.367	2.20	4.367	5.28	7.367	7.04	10.37	1.76
1.383	2.20	4.383	5.28	7.383	7.04	10.38	1.76
1.400	2.20	4.400	5.28	7.400	7.04	10.40	1.76
1.417	2.20	4.417	5.28	7.417	7.04	10.42	1.76

VO6 Model Output Post-development Condition

1.433	2.20	4.433	5.28	7.433	7.04	10.43	1.76
1.450	2.20	4.450	5.28	7.450	7.04	10.45	1.76
1.467	2.20	4.467	5.28	7.467	7.04	10.47	1.76
1.483	2.20	4.483	5.28	7.483	7.04	10.48	1.76
1.500	2.20	4.500	5.28	7.500	7.03	10.50	1.76
1.517	2.20	4.517	7.04	7.517	5.28	10.52	1.76
1.533	2.20	4.533	7.04	7.533	5.28	10.53	1.76
1.550	2.20	4.550	7.04	7.550	5.28	10.55	1.76
1.567	2.20	4.567	7.04	7.567	5.28	10.57	1.76
1.583	2.20	4.583	7.04	7.583	5.28	10.58	1.76
1.600	2.20	4.600	7.04	7.600	5.28	10.60	1.76
1.617	2.20	4.617	7.04	7.617	5.28	10.62	1.76
1.633	2.20	4.633	7.04	7.633	5.28	10.63	1.76
1.650	2.20	4.650	7.04	7.650	5.28	10.65	1.76
1.667	2.20	4.667	7.04	7.667	5.28	10.67	1.76
1.683	2.20	4.683	7.04	7.683	5.28	10.68	1.76
1.700	2.20	4.700	7.04	7.700	5.28	10.70	1.76
1.717	2.20	4.717	7.04	7.717	5.28	10.72	1.76
1.733	2.20	4.733	7.04	7.733	5.28	10.73	1.76
1.750	2.20	4.750	7.04	7.750	5.28	10.75	1.76
1.767	2.20	4.767	7.04	7.767	5.28	10.77	1.76
1.783	2.20	4.783	7.04	7.783	5.28	10.78	1.76
1.800	2.20	4.800	7.04	7.800	5.28	10.80	1.76
1.817	2.20	4.817	7.04	7.817	5.28	10.82	1.76
1.833	2.20	4.833	7.04	7.833	5.28	10.83	1.76
1.850	2.20	4.850	7.04	7.850	5.28	10.85	1.76
1.867	2.20	4.867	7.04	7.867	5.28	10.87	1.76
1.883	2.20	4.883	7.04	7.883	5.28	10.88	1.76
1.900	2.20	4.900	7.04	7.900	5.28	10.90	1.76
1.917	2.20	4.917	7.04	7.917	5.28	10.92	1.76
1.933	2.20	4.933	7.04	7.933	5.28	10.93	1.76
1.950	2.20	4.950	7.04	7.950	5.28	10.95	1.76
1.967	2.20	4.967	7.04	7.967	5.28	10.97	1.76
1.983	2.20	4.983	7.04	7.983	5.28	10.98	1.76
2.000	2.20	5.000	7.04	8.000	5.27	11.00	1.76
2.017	2.64	5.017	10.55	8.017	3.08	11.02	1.76
2.033	2.64	5.033	10.55	8.033	3.08	11.03	1.76
2.050	2.64	5.050	10.55	8.050	3.08	11.05	1.76
2.067	2.64	5.067	10.55	8.067	3.08	11.07	1.76
2.083	2.64	5.083	10.55	8.083	3.08	11.08	1.76
2.100	2.64	5.100	10.55	8.100	3.08	11.10	1.76
2.117	2.64	5.117	10.55	8.117	3.08	11.12	1.76
2.133	2.64	5.133	10.55	8.133	3.08	11.13	1.76
2.150	2.64	5.150	10.55	8.150	3.08	11.15	1.76
2.167	2.64	5.167	10.55	8.167	3.08	11.17	1.76
2.183	2.64	5.183	10.55	8.183	3.08	11.18	1.76
2.200	2.64	5.200	10.55	8.200	3.08	11.20	1.76

VO6 Model Output Post-development Condition

2.217	2.64	5.217	10.55	8.217	3.08	11.22	1.76
2.233	2.64	5.233	10.55	8.233	3.08	11.23	1.76
2.250	2.64	5.250	10.55	8.250	3.08	11.25	1.76
2.267	2.64	5.267	10.55	8.267	3.08	11.27	1.76
2.283	2.64	5.283	10.55	8.283	3.08	11.28	1.76
2.300	2.64	5.300	10.55	8.300	3.08	11.30	1.76
2.317	2.64	5.317	10.55	8.317	3.08	11.32	1.76
2.333	2.64	5.333	10.55	8.333	3.08	11.33	1.76
2.350	2.64	5.350	10.55	8.350	3.08	11.35	1.76
2.367	2.64	5.367	10.55	8.367	3.08	11.37	1.76
2.383	2.64	5.383	10.55	8.383	3.08	11.38	1.76
2.400	2.64	5.400	10.55	8.400	3.08	11.40	1.76
2.417	2.64	5.417	10.55	8.417	3.08	11.42	1.76
2.433	2.64	5.433	10.55	8.433	3.08	11.43	1.76
2.450	2.64	5.450	10.55	8.450	3.08	11.45	1.76
2.467	2.64	5.467	10.55	8.467	3.08	11.47	1.76
2.483	2.64	5.483	10.55	8.483	3.08	11.48	1.76
2.500	2.64	5.500	10.58	8.500	3.08	11.50	1.76
2.517	2.64	5.517	42.21	8.517	3.08	11.52	1.76
2.533	2.64	5.533	42.21	8.533	3.08	11.53	1.76
2.550	2.64	5.550	42.21	8.550	3.08	11.55	1.76
2.567	2.64	5.567	42.21	8.567	3.08	11.57	1.76
2.583	2.64	5.583	42.21	8.583	3.08	11.58	1.76
2.600	2.64	5.600	42.21	8.600	3.08	11.60	1.76
2.617	2.64	5.617	42.21	8.617	3.08	11.62	1.76
2.633	2.64	5.633	42.21	8.633	3.08	11.63	1.76
2.650	2.64	5.650	42.21	8.650	3.08	11.65	1.76
2.667	2.64	5.667	42.21	8.667	3.08	11.67	1.76
2.683	2.64	5.683	42.21	8.683	3.08	11.68	1.76
2.700	2.64	5.700	42.21	8.700	3.08	11.70	1.76
2.717	2.64	5.717	42.21	8.717	3.08	11.72	1.76
2.733	2.64	5.733	42.21	8.733	3.08	11.73	1.76
2.750	2.64	5.750	42.28	8.750	3.08	11.75	1.76
2.767	2.64	5.767	100.53	8.767	3.08	11.77	1.76
2.783	2.64	5.783	100.53	8.783	3.08	11.78	1.76
2.800	2.64	5.800	100.53	8.800	3.08	11.80	1.76
2.817	2.64	5.817	100.53	8.817	3.08	11.82	1.76
2.833	2.64	5.833	100.63	8.833	3.08	11.83	1.76
2.850	2.64	5.850	175.03	8.850	3.08	11.85	1.76
2.867	2.64	5.867	175.03	8.867	3.08	11.87	1.76
2.883	2.64	5.883	175.03	8.883	3.08	11.88	1.76
2.900	2.64	5.900	175.03	8.900	3.08	11.90	1.76
2.917	2.64	5.917	174.90	8.917	3.08	11.92	1.76
2.933	2.64	5.933	72.68	8.933	3.08	11.93	1.76
2.950	2.64	5.950	72.68	8.950	3.08	11.95	1.76
2.967	2.64	5.967	72.68	8.967	3.08	11.97	1.76
2.983	2.64	5.983	72.68	8.983	3.08	11.98	1.76

VO6 Model Output Post-development Condition

```
                3.000    2.64 | 6.000   72.60 | 9.000    3.08 | 12.00    1.76

     Max.Eff.Inten.(mm/hr)=     175.01       103.52
                over (min)        5.00         6.00
     Storage Coeff.  (min)=       1.36 (ii)    5.38 (ii)
     Unit Hyd. Tpeak (min)=       5.00         6.00
     Unit Hyd. peak  (cms)=       0.43         0.20
                                                          *TOTALS*
     PEAK FLOW       (cms)=       0.12         0.03         0.148 (iii)
     TIME TO PEAK    (hrs)=       5.93         5.97          5.93
     RUNOFF VOLUME    (mm)=      87.82        57.69         78.77
     TOTAL RAINFALL   (mm)=      88.82        88.82         88.82
     RUNOFF COEFFICIENT   =       0.99         0.65          0.89


       (i) CN PROCEDURE SELECTED FOR PERVIOUS LOSSES:
            CN*  =  87.0    Ia = Dep. Storage  (Above)
      (ii) TIME STEP (DT) SHOULD BE SMALLER OR EQUAL
           THAN THE STORAGE COEFFICIENT.
     (iii) PEAK FLOW DOES NOT INCLUDE BASEFLOW IF ANY.

--------------------------------------------------------------------------------
--------------------
| CALIB            |
| STANDHYD (  0203)|   Area    (ha)=   0.31
|ID= 1 DT= 1.0 min |   Total Imp(%)=  85.00   Dir. Conn.(%)=  85.00
--------------------
                              IMPERVIOUS    PERVIOUS (i)
     Surface Area     (ha)=       0.26         0.05
     Dep. Storage     (mm)=       1.00         5.00
     Average Slope     (%)=       1.00         2.00
     Length            (m)=      45.17        40.00
     Mannings n           =      0.013        0.250

         NOTE:  RAINFALL WAS TRANSFORMED TO   1.0 MIN. TIME STEP.


                              ---- TRANSFORMED HYETOGRAPH ----
                TIME    RAIN |  TIME    RAIN |'  TIME    RAIN |  TIME    RAIN
                 hrs   mm/hr |   hrs   mm/hr |'   hrs   mm/hr |   hrs   mm/hr
               0.017    2.20 | 3.017    3.52 | 6.017   15.83 |  9.02    3.08
               0.033    2.20 | 3.033    3.52 | 6.033   15.83 |  9.03    3.08
               0.050    2.20 | 3.050    3.52 | 6.050   15.83 |  9.05    3.08
               0.067    2.20 | 3.067    3.52 | 6.067   15.83 |  9.07    3.08
               0.083    2.20 | 3.083    3.52 | 6.083   15.83 |  9.08    3.08
               0.100    2.20 | 3.100    3.52 | 6.100   15.83 |  9.10    3.08
               0.117    2.20 | 3.117    3.52 | 6.117   15.83 |  9.12    3.08
```

VO6 Model Output Post-development Condition

0.133	2.20	3.133	3.52	6.133	15.83	9.13	3.08
0.150	2.20	3.150	3.52	6.150	15.83	9.15	3.08
0.167	2.20	3.167	3.52	6.167	15.83	9.17	3.08
0.183	2.20	3.183	3.52	6.183	15.83	9.18	3.08
0.200	2.20	3.200	3.52	6.200	15.83	9.20	3.08
0.217	2.20	3.217	3.52	6.217	15.83	9.22	3.08
0.233	2.20	3.233	3.52	6.233	15.83	9.23	3.08
0.250	2.20	3.250	3.52	6.250	15.83	9.25	3.08
0.267	2.20	3.267	3.52	6.267	15.83	9.27	3.08
0.283	2.20	3.283	3.52	6.283	15.83	9.28	3.08
0.300	2.20	3.300	3.52	6.300	15.83	9.30	3.08
0.317	2.20	3.317	3.52	6.317	15.83	9.32	3.08
0.333	2.20	3.333	3.52	6.333	15.83	9.33	3.08
0.350	2.20	3.350	3.52	6.350	15.83	9.35	3.08
0.367	2.20	3.367	3.52	6.367	15.83	9.37	3.08
0.383	2.20	3.383	3.52	6.383	15.83	9.38	3.08
0.400	2.20	3.400	3.52	6.400	15.83	9.40	3.08
0.417	2.20	3.417	3.52	6.417	15.83	9.42	3.08
0.433	2.20	3.433	3.52	6.433	15.83	9.43	3.08
0.450	2.20	3.450	3.52	6.450	15.83	9.45	3.08
0.467	2.20	3.467	3.52	6.467	15.83	9.47	3.08
0.483	2.20	3.483	3.52	6.483	15.83	9.48	3.08
0.500	2.20	3.500	3.52	6.500	15.81	9.50	3.08
0.517	2.20	3.517	3.52	6.517	7.04	9.52	3.08
0.533	2.20	3.533	3.52	6.533	7.04	9.53	3.08
0.550	2.20	3.550	3.52	6.550	7.04	9.55	3.08
0.567	2.20	3.567	3.52	6.567	7.04	9.57	3.08
0.583	2.20	3.583	3.52	6.583	7.04	9.58	3.08
0.600	2.20	3.600	3.52	6.600	7.04	9.60	3.08
0.617	2.20	3.617	3.52	6.617	7.04	9.62	3.08
0.633	2.20	3.633	3.52	6.633	7.04	9.63	3.08
0.650	2.20	3.650	3.52	6.650	7.04	9.65	3.08
0.667	2.20	3.667	3.52	6.667	7.04	9.67	3.08
0.683	2.20	3.683	3.52	6.683	7.04	9.68	3.08
0.700	2.20	3.700	3.52	6.700	7.04	9.70	3.08
0.717	2.20	3.717	3.52	6.717	7.04	9.72	3.08
0.733	2.20	3.733	3.52	6.733	7.04	9.73	3.08
0.750	2.20	3.750	3.52	6.750	7.04	9.75	3.08
0.767	2.20	3.767	3.52	6.767	7.04	9.77	3.08
0.783	2.20	3.783	3.52	6.783	7.04	9.78	3.08
0.800	2.20	3.800	3.52	6.800	7.04	9.80	3.08
0.817	2.20	3.817	3.52	6.817	7.04	9.82	3.08
0.833	2.20	3.833	3.52	6.833	7.04	9.83	3.08
0.850	2.20	3.850	3.52	6.850	7.04	9.85	3.08
0.867	2.20	3.867	3.52	6.867	7.04	9.87	3.08
0.883	2.20	3.883	3.52	6.883	7.04	9.88	3.08
0.900	2.20	3.900	3.52	6.900	7.04	9.90	3.08

VO6 Model Output Post-development Condition

0.917	2.20	3.917	3.52	6.917	7.04	9.92	3.08
0.933	2.20	3.933	3.52	6.933	7.04	9.93	3.08
0.950	2.20	3.950	3.52	6.950	7.04	9.95	3.08
0.967	2.20	3.967	3.52	6.967	7.04	9.97	3.08
0.983	2.20	3.983	3.52	6.983	7.04	9.98	3.08
1.000	2.20	4.000	3.52	7.000	7.04	10.00	3.08
1.017	2.20	4.017	5.28	7.017	7.04	10.02	1.76
1.033	2.20	4.033	5.28	7.033	7.04	10.03	1.76
1.050	2.20	4.050	5.28	7.050	7.04	10.05	1.76
1.067	2.20	4.067	5.28	7.067	7.04	10.07	1.76
1.083	2.20	4.083	5.28	7.083	7.04	10.08	1.76
1.100	2.20	4.100	5.28	7.100	7.04	10.10	1.76
1.117	2.20	4.117	5.28	7.117	7.04	10.12	1.76
1.133	2.20	4.133	5.28	7.133	7.04	10.13	1.76
1.150	2.20	4.150	5.28	7.150	7.04	10.15	1.76
1.167	2.20	4.167	5.28	7.167	7.04	10.17	1.76
1.183	2.20	4.183	5.28	7.183	7.04	10.18	1.76
1.200	2.20	4.200	5.28	7.200	7.04	10.20	1.76
1.217	2.20	4.217	5.28	7.217	7.04	10.22	1.76
1.233	2.20	4.233	5.28	7.233	7.04	10.23	1.76
1.250	2.20	4.250	5.28	7.250	7.04	10.25	1.76
1.267	2.20	4.267	5.28	7.267	7.04	10.27	1.76
1.283	2.20	4.283	5.28	7.283	7.04	10.28	1.76
1.300	2.20	4.300	5.28	7.300	7.04	10.30	1.76
1.317	2.20	4.317	5.28	7.317	7.04	10.32	1.76
1.333	2.20	4.333	5.28	7.333	7.04	10.33	1.76
1.350	2.20	4.350	5.28	7.350	7.04	10.35	1.76
1.367	2.20	4.367	5.28	7.367	7.04	10.37	1.76
1.383	2.20	4.383	5.28	7.383	7.04	10.38	1.76
1.400	2.20	4.400	5.28	7.400	7.04	10.40	1.76
1.417	2.20	4.417	5.28	7.417	7.04	10.42	1.76
1.433	2.20	4.433	5.28	7.433	7.04	10.43	1.76
1.450	2.20	4.450	5.28	7.450	7.04	10.45	1.76
1.467	2.20	4.467	5.28	7.467	7.04	10.47	1.76
1.483	2.20	4.483	5.28	7.483	7.04	10.48	1.76
1.500	2.20	4.500	5.28	7.500	7.03	10.50	1.76
1.517	2.20	4.517	7.04	7.517	5.28	10.52	1.76
1.533	2.20	4.533	7.04	7.533	5.28	10.53	1.76
1.550	2.20	4.550	7.04	7.550	5.28	10.55	1.76
1.567	2.20	4.567	7.04	7.567	5.28	10.57	1.76
1.583	2.20	4.583	7.04	7.583	5.28	10.58	1.76
1.600	2.20	4.600	7.04	7.600	5.28	10.60	1.76
1.617	2.20	4.617	7.04	7.617	5.28	10.62	1.76
1.633	2.20	4.633	7.04	7.633	5.28	10.63	1.76
1.650	2.20	4.650	7.04	7.650	5.28	10.65	1.76
1.667	2.20	4.667	7.04	7.667	5.28	10.67	1.76
1.683	2.20	4.683	7.04	7.683	5.28	10.68	1.76

VO6 Model Output Post-development Condition

1.700	2.20	4.700	7.04	7.700	5.28	10.70	1.76
1.717	2.20	4.717	7.04	7.717	5.28	10.72	1.76
1.733	2.20	4.733	7.04	7.733	5.28	10.73	1.76
1.750	2.20	4.750	7.04	7.750	5.28	10.75	1.76
1.767	2.20	4.767	7.04	7.767	5.28	10.77	1.76
1.783	2.20	4.783	7.04	7.783	5.28	10.78	1.76
1.800	2.20	4.800	7.04	7.800	5.28	10.80	1.76
1.817	2.20	4.817	7.04	7.817	5.28	10.82	1.76
1.833	2.20	4.833	7.04	7.833	5.28	10.83	1.76
1.850	2.20	4.850	7.04	7.850	5.28	10.85	1.76
1.867	2.20	4.867	7.04	7.867	5.28	10.87	1.76
1.883	2.20	4.883	7.04	7.883	5.28	10.88	1.76
1.900	2.20	4.900	7.04	7.900	5.28	10.90	1.76
1.917	2.20	4.917	7.04	7.917	5.28	10.92	1.76
1.933	2.20	4.933	7.04	7.933	5.28	10.93	1.76
1.950	2.20	4.950	7.04	7.950	5.28	10.95	1.76
1.967	2.20	4.967	7.04	7.967	5.28	10.97	1.76
1.983	2.20	4.983	7.04	7.983	5.28	10.98	1.76
2.000	2.20	5.000	7.04	8.000	5.27	11.00	1.76
2.017	2.64	5.017	10.55	8.017	3.08	11.02	1.76
2.033	2.64	5.033	10.55	8.033	3.08	11.03	1.76
2.050	2.64	5.050	10.55	8.050	3.08	11.05	1.76
2.067	2.64	5.067	10.55	8.067	3.08	11.07	1.76
2.083	2.64	5.083	10.55	8.083	3.08	11.08	1.76
2.100	2.64	5.100	10.55	8.100	3.08	11.10	1.76
2.117	2.64	5.117	10.55	8.117	3.08	11.12	1.76
2.133	2.64	5.133	10.55	8.133	3.08	11.13	1.76
2.150	2.64	5.150	10.55	8.150	3.08	11.15	1.76
2.167	2.64	5.167	10.55	8.167	3.08	11.17	1.76
2.183	2.64	5.183	10.55	8.183	3.08	11.18	1.76
2.200	2.64	5.200	10.55	8.200	3.08	11.20	1.76
2.217	2.64	5.217	10.55	8.217	3.08	11.22	1.76
2.233	2.64	5.233	10.55	8.233	3.08	11.23	1.76
2.250	2.64	5.250	10.55	8.250	3.08	11.25	1.76
2.267	2.64	5.267	10.55	8.267	3.08	11.27	1.76
2.283	2.64	5.283	10.55	8.283	3.08	11.28	1.76
2.300	2.64	5.300	10.55	8.300	3.08	11.30	1.76
2.317	2.64	5.317	10.55	8.317	3.08	11.32	1.76
2.333	2.64	5.333	10.55	8.333	3.08	11.33	1.76
2.350	2.64	5.350	10.55	8.350	3.08	11.35	1.76
2.367	2.64	5.367	10.55	8.367	3.08	11.37	1.76
2.383	2.64	5.383	10.55	8.383	3.08	11.38	1.76
2.400	2.64	5.400	10.55	8.400	3.08	11.40	1.76
2.417	2.64	5.417	10.55	8.417	3.08	11.42	1.76
2.433	2.64	5.433	10.55	8.433	3.08	11.43	1.76
2.450	2.64	5.450	10.55	8.450	3.08	11.45	1.76
2.467	2.64	5.467	10.55	8.467	3.08	11.47	1.76

VO6 Model Output Post-development Condition

2.483	2.64	5.483	10.55	8.483	3.08	11.48	1.76
2.500	2.64	5.500	10.58	8.500	3.08	11.50	1.76
2.517	2.64	5.517	42.21	8.517	3.08	11.52	1.76
2.533	2.64	5.533	42.21	8.533	3.08	11.53	1.76
2.550	2.64	5.550	42.21	8.550	3.08	11.55	1.76
2.567	2.64	5.567	42.21	8.567	3.08	11.57	1.76
2.583	2.64	5.583	42.21	8.583	3.08	11.58	1.76
2.600	2.64	5.600	42.21	8.600	3.08	11.60	1.76
2.617	2.64	5.617	42.21	8.617	3.08	11.62	1.76
2.633	2.64	5.633	42.21	8.633	3.08	11.63	1.76
2.650	2.64	5.650	42.21	8.650	3.08	11.65	1.76
2.667	2.64	5.667	42.21	8.667	3.08	11.67	1.76
2.683	2.64	5.683	42.21	8.683	3.08	11.68	1.76
2.700	2.64	5.700	42.21	8.700	3.08	11.70	1.76
2.717	2.64	5.717	42.21	8.717	3.08	11.72	1.76
2.733	2.64	5.733	42.21	8.733	3.08	11.73	1.76
2.750	2.64	5.750	42.28	8.750	3.08	11.75	1.76
2.767	2.64	5.767	100.53	8.767	3.08	11.77	1.76
2.783	2.64	5.783	100.53	8.783	3.08	11.78	1.76
2.800	2.64	5.800	100.53	8.800	3.08	11.80	1.76
2.817	2.64	5.817	100.53	8.817	3.08	11.82	1.76
2.833	2.64	5.833	100.63	8.833	3.08	11.83	1.76
2.850	2.64	5.850	175.03	8.850	3.08	11.85	1.76
2.867	2.64	5.867	175.03	8.867	3.08	11.87	1.76
2.883	2.64	5.883	175.03	8.883	3.08	11.88	1.76
2.900	2.64	5.900	175.03	8.900	3.08	11.90	1.76
2.917	2.64	5.917	174.90	8.917	3.08	11.92	1.76
2.933	2.64	5.933	72.68	8.933	3.08	11.93	1.76
2.950	2.64	5.950	72.68	8.950	3.08	11.95	1.76
2.967	2.64	5.967	72.68	8.967	3.08	11.97	1.76
2.983	2.64	5.983	72.68	8.983	3.08	11.98	1.76
3.000	2.64	6.000	72.60	9.000	3.08	12.00	1.76

Max.Eff.Inten.(mm/hr)=	175.01	103.52	
over (min)	5.00	5.00	
Storage Coeff. (min)=	1.27 (ii)	4.09 (ii)	
Unit Hyd. Tpeak (min)=	5.00	5.00	
Unit Hyd. peak (cms)=	0.44	0.26	
			TOTALS
PEAK FLOW (cms)=	0.12	0.01	0.130 (iii)
TIME TO PEAK (hrs)=	5.93	5.95	5.93
RUNOFF VOLUME (mm)=	87.82	57.70	83.30
TOTAL RAINFALL (mm)=	88.82	88.82	88.82
RUNOFF COEFFICIENT =	0.99	0.65	0.94

(i) CN PROCEDURE SELECTED FOR PERVIOUS LOSSES:

```
                    VO6 Model Output Post-development Condition
            CN*   =  87.0    Ia = Dep. Storage  (Above)
      (ii) TIME STEP (DT) SHOULD BE SMALLER OR EQUAL
           THAN THE STORAGE COEFFICIENT.
     (iii) PEAK FLOW DOES NOT INCLUDE BASEFLOW IF ANY.

--------------------------------------------------------------------------------
--------------------
| RESERVOIR(  2031)|     OVERFLOW IS OFF
| IN= 2---> OUT= 1 |
| DT=  1.0 min     |     OUTFLOW    STORAGE   |  OUTFLOW    STORAGE
--------------------      (cms)     (ha.m.)   |   (cms)     (ha.m.)
                          0.0000     0.0000   |   0.0380      0.0120

                                AREA     QPEAK     TPEAK       R.V.
                                (ha)     (cms)     (hrs)       (mm)
   INFLOW : ID= 2 (  0203)      0.306      0.130      5.93      83.30
   OUTFLOW: ID= 1 (  2031)      0.306      0.032      6.08      83.04

                  PEAK   FLOW   REDUCTION [Qout/Qin](%)= 24.72
                  TIME SHIFT OF PEAK FLOW         (min)=  9.00
                  MAXIMUM  STORAGE   USED       (ha.m.)=  0.0102

--------------------------------------------------------------------------------
--------------------
| CALIB            |
| STANDHYD (  0204)|   Area    (ha)=   0.50
|ID= 1 DT= 1.0 min |   Total Imp(%)=  85.00   Dir. Conn.(%)=  85.00
--------------------
                             IMPERVIOUS    PERVIOUS (i)
     Surface Area     (ha)=       0.42         0.07
     Dep. Storage     (mm)=       1.00         5.00
     Average Slope     (%)=       1.00         2.00
     Length            (m)=      57.56        40.00
     Mannings n           =      0.013        0.250

         NOTE:  RAINFALL WAS TRANSFORMED TO   1.0 MIN. TIME STEP.


                              ---- TRANSFORMED HYETOGRAPH ----
                 TIME    RAIN |  TIME    RAIN |'  TIME    RAIN |  TIME    RAIN
                  hrs   mm/hr |   hrs   mm/hr |'   hrs   mm/hr |   hrs   mm/hr
                0.017    2.20 | 3.017    3.52 | 6.017   15.83 |  9.02    3.08
                0.033    2.20 | 3.033    3.52 | 6.033   15.83 |  9.03    3.08
                0.050    2.20 | 3.050    3.52 | 6.050   15.83 |  9.05    3.08
                0.067    2.20 | 3.067    3.52 | 6.067   15.83 |  9.07    3.08
                0.083    2.20 | 3.083    3.52 | 6.083   15.83 |  9.08    3.08
                0.100    2.20 | 3.100    3.52 | 6.100   15.83 |  9.10    3.08
```

VO6 Model Output Post-development Condition

0.117	2.20	3.117	3.52	6.117	15.83	9.12	3.08
0.133	2.20	3.133	3.52	6.133	15.83	9.13	3.08
0.150	2.20	3.150	3.52	6.150	15.83	9.15	3.08
0.167	2.20	3.167	3.52	6.167	15.83	9.17	3.08
0.183	2.20	3.183	3.52	6.183	15.83	9.18	3.08
0.200	2.20	3.200	3.52	6.200	15.83	9.20	3.08
0.217	2.20	3.217	3.52	6.217	15.83	9.22	3.08
0.233	2.20	3.233	3.52	6.233	15.83	9.23	3.08
0.250	2.20	3.250	3.52	6.250	15.83	9.25	3.08
0.267	2.20	3.267	3.52	6.267	15.83	9.27	3.08
0.283	2.20	3.283	3.52	6.283	15.83	9.28	3.08
0.300	2.20	3.300	3.52	6.300	15.83	9.30	3.08
0.317	2.20	3.317	3.52	6.317	15.83	9.32	3.08
0.333	2.20	3.333	3.52	6.333	15.83	9.33	3.08
0.350	2.20	3.350	3.52	6.350	15.83	9.35	3.08
0.367	2.20	3.367	3.52	6.367	15.83	9.37	3.08
0.383	2.20	3.383	3.52	6.383	15.83	9.38	3.08
0.400	2.20	3.400	3.52	6.400	15.83	9.40	3.08
0.417	2.20	3.417	3.52	6.417	15.83	9.42	3.08
0.433	2.20	3.433	3.52	6.433	15.83	9.43	3.08
0.450	2.20	3.450	3.52	6.450	15.83	9.45	3.08
0.467	2.20	3.467	3.52	6.467	15.83	9.47	3.08
0.483	2.20	3.483	3.52	6.483	15.83	9.48	3.08
0.500	2.20	3.500	3.52	6.500	15.81	9.50	3.08
0.517	2.20	3.517	3.52	6.517	7.04	9.52	3.08
0.533	2.20	3.533	3.52	6.533	7.04	9.53	3.08
0.550	2.20	3.550	3.52	6.550	7.04	9.55	3.08
0.567	2.20	3.567	3.52	6.567	7.04	9.57	3.08
0.583	2.20	3.583	3.52	6.583	7.04	9.58	3.08
0.600	2.20	3.600	3.52	6.600	7.04	9.60	3.08
0.617	2.20	3.617	3.52	6.617	7.04	9.62	3.08
0.633	2.20	3.633	3.52	6.633	7.04	9.63	3.08
0.650	2.20	3.650	3.52	6.650	7.04	9.65	3.08
0.667	2.20	3.667	3.52	6.667	7.04	9.67	3.08
0.683	2.20	3.683	3.52	6.683	7.04	9.68	3.08
0.700	2.20	3.700	3.52	6.700	7.04	9.70	3.08
0.717	2.20	3.717	3.52	6.717	7.04	9.72	3.08
0.733	2.20	3.733	3.52	6.733	7.04	9.73	3.08
0.750	2.20	3.750	3.52	6.750	7.04	9.75	3.08
0.767	2.20	3.767	3.52	6.767	7.04	9.77	3.08
0.783	2.20	3.783	3.52	6.783	7.04	9.78	3.08
0.800	2.20	3.800	3.52	6.800	7.04	9.80	3.08
0.817	2.20	3.817	3.52	6.817	7.04	9.82	3.08
0.833	2.20	3.833	3.52	6.833	7.04	9.83	3.08
0.850	2.20	3.850	3.52	6.850	7.04	9.85	3.08
0.867	2.20	3.867	3.52	6.867	7.04	9.87	3.08
0.883	2.20	3.883	3.52	6.883	7.04	9.88	3.08

VO6 Model Output Post-development Condition

0.900	2.20	3.900	3.52	6.900	7.04	9.90	3.08
0.917	2.20	3.917	3.52	6.917	7.04	9.92	3.08
0.933	2.20	3.933	3.52	6.933	7.04	9.93	3.08
0.950	2.20	3.950	3.52	6.950	7.04	9.95	3.08
0.967	2.20	3.967	3.52	6.967	7.04	9.97	3.08
0.983	2.20	3.983	3.52	6.983	7.04	9.98	3.08
1.000	2.20	4.000	3.52	7.000	7.04	10.00	3.08
1.017	2.20	4.017	5.28	7.017	7.04	10.02	1.76
1.033	2.20	4.033	5.28	7.033	7.04	10.03	1.76
1.050	2.20	4.050	5.28	7.050	7.04	10.05	1.76
1.067	2.20	4.067	5.28	7.067	7.04	10.07	1.76
1.083	2.20	4.083	5.28	7.083	7.04	10.08	1.76
1.100	2.20	4.100	5.28	7.100	7.04	10.10	1.76
1.117	2.20	4.117	5.28	7.117	7.04	10.12	1.76
1.133	2.20	4.133	5.28	7.133	7.04	10.13	1.76
1.150	2.20	4.150	5.28	7.150	7.04	10.15	1.76
1.167	2.20	4.167	5.28	7.167	7.04	10.17	1.76
1.183	2.20	4.183	5.28	7.183	7.04	10.18	1.76
1.200	2.20	4.200	5.28	7.200	7.04	10.20	1.76
1.217	2.20	4.217	5.28	7.217	7.04	10.22	1.76
1.233	2.20	4.233	5.28	7.233	7.04	10.23	1.76
1.250	2.20	4.250	5.28	7.250	7.04	10.25	1.76
1.267	2.20	4.267	5.28	7.267	7.04	10.27	1.76
1.283	2.20	4.283	5.28	7.283	7.04	10.28	1.76
1.300	2.20	4.300	5.28	7.300	7.04	10.30	1.76
1.317	2.20	4.317	5.28	7.317	7.04	10.32	1.76
1.333	2.20	4.333	5.28	7.333	7.04	10.33	1.76
1.350	2.20	4.350	5.28	7.350	7.04	10.35	1.76
1.367	2.20	4.367	5.28	7.367	7.04	10.37	1.76
1.383	2.20	4.383	5.28	7.383	7.04	10.38	1.76
1.400	2.20	4.400	5.28	7.400	7.04	10.40	1.76
1.417	2.20	4.417	5.28	7.417	7.04	10.42	1.76
1.433	2.20	4.433	5.28	7.433	7.04	10.43	1.76
1.450	2.20	4.450	5.28	7.450	7.04	10.45	1.76
1.467	2.20	4.467	5.28	7.467	7.04	10.47	1.76
1.483	2.20	4.483	5.28	7.483	7.04	10.48	1.76
1.500	2.20	4.500	5.28	7.500	7.03	10.50	1.76
1.517	2.20	4.517	7.04	7.517	5.28	10.52	1.76
1.533	2.20	4.533	7.04	7.533	5.28	10.53	1.76
1.550	2.20	4.550	7.04	7.550	5.28	10.55	1.76
1.567	2.20	4.567	7.04	7.567	5.28	10.57	1.76
1.583	2.20	4.583	7.04	7.583	5.28	10.58	1.76
1.600	2.20	4.600	7.04	7.600	5.28	10.60	1.76
1.617	2.20	4.617	7.04	7.617	5.28	10.62	1.76
1.633	2.20	4.633	7.04	7.633	5.28	10.63	1.76
1.650	2.20	4.650	7.04	7.650	5.28	10.65	1.76
1.667	2.20	4.667	7.04	7.667	5.28	10.67	1.76

VO6 Model Output Post-development Condition

1.683	2.20	4.683	7.04	7.683	5.28	10.68	1.76
1.700	2.20	4.700	7.04	7.700	5.28	10.70	1.76
1.717	2.20	4.717	7.04	7.717	5.28	10.72	1.76
1.733	2.20	4.733	7.04	7.733	5.28	10.73	1.76
1.750	2.20	4.750	7.04	7.750	5.28	10.75	1.76
1.767	2.20	4.767	7.04	7.767	5.28	10.77	1.76
1.783	2.20	4.783	7.04	7.783	5.28	10.78	1.76
1.800	2.20	4.800	7.04	7.800	5.28	10.80	1.76
1.817	2.20	4.817	7.04	7.817	5.28	10.82	1.76
1.833	2.20	4.833	7.04	7.833	5.28	10.83	1.76
1.850	2.20	4.850	7.04	7.850	5.28	10.85	1.76
1.867	2.20	4.867	7.04	7.867	5.28	10.87	1.76
1.883	2.20	4.883	7.04	7.883	5.28	10.88	1.76
1.900	2.20	4.900	7.04	7.900	5.28	10.90	1.76
1.917	2.20	4.917	7.04	7.917	5.28	10.92	1.76
1.933	2.20	4.933	7.04	7.933	5.28	10.93	1.76
1.950	2.20	4.950	7.04	7.950	5.28	10.95	1.76
1.967	2.20	4.967	7.04	7.967	5.28	10.97	1.76
1.983	2.20	4.983	7.04	7.983	5.28	10.98	1.76
2.000	2.20	5.000	7.04	8.000	5.27	11.00	1.76
2.017	2.64	5.017	10.55	8.017	3.08	11.02	1.76
2.033	2.64	5.033	10.55	8.033	3.08	11.03	1.76
2.050	2.64	5.050	10.55	8.050	3.08	11.05	1.76
2.067	2.64	5.067	10.55	8.067	3.08	11.07	1.76
2.083	2.64	5.083	10.55	8.083	3.08	11.08	1.76
2.100	2.64	5.100	10.55	8.100	3.08	11.10	1.76
2.117	2.64	5.117	10.55	8.117	3.08	11.12	1.76
2.133	2.64	5.133	10.55	8.133	3.08	11.13	1.76
2.150	2.64	5.150	10.55	8.150	3.08	11.15	1.76
2.167	2.64	5.167	10.55	8.167	3.08	11.17	1.76
2.183	2.64	5.183	10.55	8.183	3.08	11.18	1.76
2.200	2.64	5.200	10.55	8.200	3.08	11.20	1.76
2.217	2.64	5.217	10.55	8.217	3.08	11.22	1.76
2.233	2.64	5.233	10.55	8.233	3.08	11.23	1.76
2.250	2.64	5.250	10.55	8.250	3.08	11.25	1.76
2.267	2.64	5.267	10.55	8.267	3.08	11.27	1.76
2.283	2.64	5.283	10.55	8.283	3.08	11.28	1.76
2.300	2.64	5.300	10.55	8.300	3.08	11.30	1.76
2.317	2.64	5.317	10.55	8.317	3.08	11.32	1.76
2.333	2.64	5.333	10.55	8.333	3.08	11.33	1.76
2.350	2.64	5.350	10.55	8.350	3.08	11.35	1.76
2.367	2.64	5.367	10.55	8.367	3.08	11.37	1.76
2.383	2.64	5.383	10.55	8.383	3.08	11.38	1.76
2.400	2.64	5.400	10.55	8.400	3.08	11.40	1.76
2.417	2.64	5.417	10.55	8.417	3.08	11.42	1.76
2.433	2.64	5.433	10.55	8.433	3.08	11.43	1.76
2.450	2.64	5.450	10.55	8.450	3.08	11.45	1.76

VO6 Model Output Post-development Condition

2.467	2.64	5.467	10.55	8.467	3.08	11.47	1.76
2.483	2.64	5.483	10.55	8.483	3.08	11.48	1.76
2.500	2.64	5.500	10.58	8.500	3.08	11.50	1.76
2.517	2.64	5.517	42.21	8.517	3.08	11.52	1.76
2.533	2.64	5.533	42.21	8.533	3.08	11.53	1.76
2.550	2.64	5.550	42.21	8.550	3.08	11.55	1.76
2.567	2.64	5.567	42.21	8.567	3.08	11.57	1.76
2.583	2.64	5.583	42.21	8.583	3.08	11.58	1.76
2.600	2.64	5.600	42.21	8.600	3.08	11.60	1.76
2.617	2.64	5.617	42.21	8.617	3.08	11.62	1.76
2.633	2.64	5.633	42.21	8.633	3.08	11.63	1.76
2.650	2.64	5.650	42.21	8.650	3.08	11.65	1.76
2.667	2.64	5.667	42.21	8.667	3.08	11.67	1.76
2.683	2.64	5.683	42.21	8.683	3.08	11.68	1.76
2.700	2.64	5.700	42.21	8.700	3.08	11.70	1.76
2.717	2.64	5.717	42.21	8.717	3.08	11.72	1.76
2.733	2.64	5.733	42.21	8.733	3.08	11.73	1.76
2.750	2.64	5.750	42.28	8.750	3.08	11.75	1.76
2.767	2.64	5.767	100.53	8.767	3.08	11.77	1.76
2.783	2.64	5.783	100.53	8.783	3.08	11.78	1.76
2.800	2.64	5.800	100.53	8.800	3.08	11.80	1.76
2.817	2.64	5.817	100.53	8.817	3.08	11.82	1.76
2.833	2.64	5.833	100.63	8.833	3.08	11.83	1.76
2.850	2.64	5.850	175.03	8.850	3.08	11.85	1.76
2.867	2.64	5.867	175.03	8.867	3.08	11.87	1.76
2.883	2.64	5.883	175.03	8.883	3.08	11.88	1.76
2.900	2.64	5.900	175.03	8.900	3.08	11.90	1.76
2.917	2.64	5.917	174.90	8.917	3.08	11.92	1.76
2.933	2.64	5.933	72.68	8.933	3.08	11.93	1.76
2.950	2.64	5.950	72.68	8.950	3.08	11.95	1.76
2.967	2.64	5.967	72.68	8.967	3.08	11.97	1.76
2.983	2.64	5.983	72.68	8.983	3.08	11.98	1.76
3.000	2.64	6.000	72.60	9.000	3.08	12.00	1.76

Max.Eff.Inten.(mm/hr)=	175.01	103.52	
over (min)	5.00	5.00	
Storage Coeff. (min)=	1.47 (ii)	4.29 (ii)	
Unit Hyd. Tpeak (min)=	5.00	5.00	
Unit Hyd. peak (cms)=	0.42	0.25	
			TOTALS
PEAK FLOW (cms)=	0.19	0.02	0.208 (iii)
TIME TO PEAK (hrs)=	5.93	5.95	5.93
RUNOFF VOLUME (mm)=	87.82	57.69	83.30
TOTAL RAINFALL (mm)=	88.82	88.82	88.82
RUNOFF COEFFICIENT =	0.99	0.65	0.94

```
                    VO6 Model Output Post-development Condition
        (i) CN PROCEDURE SELECTED FOR PERVIOUS LOSSES:
             CN*  =  87.0    Ia = Dep. Storage  (Above)
       (ii) TIME STEP (DT) SHOULD BE SMALLER OR EQUAL
            THAN THE STORAGE COEFFICIENT.
      (iii) PEAK FLOW DOES NOT INCLUDE BASEFLOW IF ANY.

--------------------------------------------------------------------------------
--------------------
| RESERVOIR(  2041)|     OVERFLOW IS OFF
| IN= 2---> OUT= 1 |
| DT=  1.0 min     |     OUTFLOW    STORAGE   |  OUTFLOW    STORAGE
--------------------      (cms)     (ha.m.)   |   (cms)     (ha.m.)
                          0.0000     0.0000   |   0.0610      0.0190

                                AREA     QPEAK     TPEAK       R.V.
                                (ha)     (cms)     (hrs)       (mm)
   INFLOW : ID= 2 (  0204)      0.497      0.208      5.93      83.30
   OUTFLOW: ID= 1 (  2041)      0.497      0.053      6.08      83.14

                   PEAK   FLOW   REDUCTION [Qout/Qin](%)= 25.24
                   TIME SHIFT OF PEAK FLOW         (min)=  9.00
                   MAXIMUM  STORAGE   USED       (ha.m.)=  0.0164

--------------------------------------------------------------------------------

--------------------
| ADD HYD  (  1010)|
|   1 +  2 =  3    |         AREA    QPEAK    TPEAK     R.V.
--------------------         (ha)    (cms)    (hrs)     (mm)
        ID1= 1 (  1060):     1.66   0.339     5.95    78.20
      + ID2= 2 (  2031):     0.31   0.032     6.08    83.04
        ====================================================
        ID = 3 (  1010):     1.96   0.364     5.95    78.95

     NOTE:  PEAK FLOWS DO NOT INCLUDE BASEFLOWS IF ANY.
--------------------------------------------------------------------------------

--------------------
| ADD HYD  (  1010)|
|   3 +  2 =  1    |         AREA    QPEAK    TPEAK     R.V.
--------------------         (ha)    (cms)    (hrs)     (mm)
        ID1= 3 (  1010):     1.96   0.364     5.95    78.95
      + ID2= 2 (  2041):     0.50   0.053     6.08    83.14
        ====================================================
        ID = 1 (  1010):     2.46   0.406     5.95    79.80

     NOTE:  PEAK FLOWS DO NOT INCLUDE BASEFLOWS IF ANY.
```

VO6 Model Output Post-development Condition

```
--------------------------------------------------------------------------------

--------------------
| ADD HYD  (  1010)|
|   1 +  2 =  3    |          AREA    QPEAK    TPEAK     R.V.
--------------------          (ha)    (cms)    (hrs)     (mm)
        ID1= 1 (  1010):      2.46   0.406     5.95    79.80
      + ID2= 2 (  0209):      0.38   0.148     5.93    78.77
        ====================================================
        ID = 3 (  1010):      2.85   0.551     5.95    79.66

     NOTE:  PEAK FLOWS DO NOT INCLUDE BASEFLOWS IF ANY.
--------------------------------------------------------------------------------

--------------------
| ADD HYD  (  1010)|
|   3 +  2 =  1    |          AREA    QPEAK    TPEAK     R.V.
--------------------          (ha)    (cms)    (hrs)     (mm)
        ID1= 3 (  1010):      2.85   0.551     5.95    79.66
      + ID2= 2 (  2152):      0.10   0.021     5.82    83.29
        ====================================================
        ID = 1 (  1010):      2.95   0.572     5.95    79.79

     NOTE:  PEAK FLOWS DO NOT INCLUDE BASEFLOWS IF ANY.
--------------------------------------------------------------------------------
--------------------
| RESERVOIR( 10101)|     OVERFLOW IS ON
| IN= 2---> OUT= 1 |
| DT=  1.0 min     |     OUTFLOW    STORAGE   |  OUTFLOW    STORAGE
--------------------      (cms)     (ha.m.)   |   (cms)     (ha.m.)
                          0.0000     0.0000   |   0.3210      0.0075

                                AREA     QPEAK     TPEAK       R.V.
                                (ha)     (cms)     (hrs)       (mm)
   INFLOW : ID= 2 (  1010)      2.951      0.572      5.95      79.79
   OUTFLOW: ID= 1 ( 10101)      2.951      0.321      5.90      75.88
   OVERFLOW:ID= 3 (  0003)      0.000      0.251      5.95       0.00

                    TOTAL NUMBER OF SIMULATION OVERFLOW  =     0
                    CUMULATIVE TIME OF OVERFLOW  (HOURS) =  0.00
                    PERCENTAGE OF TIME OVERFLOWING   (%) =  0.00

                    PEAK   FLOW   REDUCTION [Qout/Qin](%)= 56.08
                    TIME SHIFT OF PEAK FLOW         (min)= -3.00
                    MAXIMUM  STORAGE   USED       (ha.m.)=  0.0075

--------------------------------------------------------------------------------
```

```
--------------------
| SHIFT HYD(  2002)|
| IN= 2---> OUT= 1 |
| SHIFT=  1.0 min  |      AREA     QPEAK     TPEAK      R.V.
--------------------      (ha)     (cms)     (hrs)      (mm)
          ID= 2 ( 10101):    0.00     0.25      5.95      0.00
    SHIFT ID= 1 (  2002):    0.00     0.25      5.97      0.00

--------------------------------------------------------------------------------
--------------------
| SHIFT HYD(  2001)|
| IN= 2---> OUT= 1 |
| SHIFT=  1.0 min  |      AREA     QPEAK     TPEAK      R.V.
--------------------      (ha)     (cms)     (hrs)      (mm)
          ID= 2 ( 10101):    2.95     0.32      5.90     75.88
    SHIFT ID= 1 (  2001):    2.95     0.32      5.92     75.88

--------------------------------------------------------------------------------

--------------------
| ADD HYD  (  2000)|
|   1 +  2 =  3    |         AREA    QPEAK    TPEAK     R.V.
--------------------         (ha)    (cms)    (hrs)     (mm)
*** W A R N I N G :  HYDROGRAPH   0003 = HYDROGRAPH 0001
        ID1= 1 (  2001):     2.95   0.321     5.92    75.88
      + ID2= 2 (  2002):     0.00   0.251     5.97     0.00
        ====================================================
        ID = 3 (  2000):     2.95   0.572     5.97    79.78

     NOTE:  PEAK FLOWS DO NOT INCLUDE BASEFLOWS IF ANY.
--------------------------------------------------------------------------------
================================================================================
========================

       V    V   I    SSSSS  U   U    A    L              (v 6.1.2003)
       V    V   I    SS     U   U   A A   L
        V  V    I     SS    U   U  AAAAA  L
        V  V    I      SS   U   U  A   A  L
         VV     I    SSSSS  UUUUU  A   A  LLLLL

        OOO   TTTTT  TTTTT  H   H  Y   Y  M   M   OOO    TM
       O   O    T      T    H   H   Y Y   MM MM  O   O
       O   O    T      T    H   H    Y    M   M  O   O
        OOO     T      T    H   H    Y    M   M   OOO
Developed and Distributed by Smart City Water Inc
Copyright 2007 - 2020 Smart City Water Inc
All rights reserved.
```

VO6 Model Output Post-development Condition

***** D E T A I L E D O U T P U T *****

Input filename: C:\Program Files (x86)\Visual OTTHYMO 6.1\VO2\voin.dat

Output filename:
C:\Users\rkazemi\AppData\Local\Civica\VH5\07828278-883c-48e2-8028-0ef9546d84d4\f50e65dc-aa93-4d17-9639-b896aabb4eaf\scen
Summary filename:
C:\Users\rkazemi\AppData\Local\Civica\VH5\07828278-883c-48e2-8028-0ef9546d84d4\f50e65dc-aa93-4d17-9639-b896aabb4eaf\scen

DATE: 06-28-2021 TIME: 04:03:17

USER:

COMMENTS: _____

```
  ************************************************
  ** SIMULATION : Run 06                        **
  ************************************************
```

```
--------------------
|    READ STORM    |    Filename: C:\Users\rkazemi\AppD
|                  |              ata\Local\Temp\
|                  |              16afdde5-97dd-423f-a260-51674efa6fb9\718c2217
| Ptotal= 99.11 mm |    Comments: 100-Year SCS-II Storm City of Toronto_NE
--------------------
```

TIME hrs	RAIN mm/hr	TIME hrs	RAIN mm/hr	TIME hrs	RAIN mm/hr	TIME hrs	RAIN mm/hr
0.08	2.45	3.08	3.92	6.08	17.66	9.08	3.43
0.17	2.45	3.17	3.92	6.17	17.66	9.17	3.43
0.25	2.45	3.25	3.92	6.25	17.66	9.25	3.43
0.33	2.45	3.33	3.92	6.33	17.66	9.33	3.43
0.42	2.45	3.42	3.92	6.42	17.66	9.42	3.43
0.50	2.45	3.50	3.92	6.50	17.66	9.50	3.43
0.58	2.45	3.58	3.92	6.58	7.85	9.58	3.43
0.67	2.45	3.67	3.92	6.67	7.85	9.67	3.43

VO6 Model Output Post-development Condition

0.75	2.45	3.75	3.92	6.75	7.85	9.75	3.43
0.83	2.45	3.83	3.92	6.83	7.85	9.83	3.43
0.92	2.45	3.92	3.92	6.92	7.85	9.92	3.43
1.00	2.45	4.00	3.92	7.00	7.85	10.00	3.43
1.08	2.45	4.08	5.89	7.08	7.85	10.08	1.96
1.17	2.45	4.17	5.89	7.17	7.85	10.17	1.96
1.25	2.45	4.25	5.89	7.25	7.85	10.25	1.96
1.33	2.45	4.33	5.89	7.33	7.85	10.33	1.96
1.42	2.45	4.42	5.89	7.42	7.85	10.42	1.96
1.50	2.45	4.50	5.89	7.50	7.85	10.50	1.96
1.58	2.45	4.58	7.85	7.58	5.89	10.58	1.96
1.67	2.45	4.67	7.85	7.67	5.89	10.67	1.96
1.75	2.45	4.75	7.85	7.75	5.89	10.75	1.96
1.83	2.45	4.83	7.85	7.83	5.89	10.83	1.96
1.92	2.45	4.92	7.85	7.92	5.89	10.92	1.96
2.00	2.45	5.00	7.85	8.00	5.89	11.00	1.96
2.08	2.94	5.08	11.78	8.08	3.43	11.08	1.96
2.17	2.94	5.17	11.78	8.17	3.43	11.17	1.96
2.25	2.94	5.25	11.78	8.25	3.43	11.25	1.96
2.33	2.94	5.33	11.78	8.33	3.43	11.33	1.96
2.42	2.94	5.42	11.78	8.42	3.43	11.42	1.96
2.50	2.94	5.50	11.78	8.50	3.43	11.50	1.96
2.58	2.94	5.58	47.10	8.58	3.43	11.58	1.96
2.67	2.94	5.67	47.10	8.67	3.43	11.67	1.96
2.75	2.94	5.75	47.10	8.75	3.43	11.75	1.96
2.83	2.94	5.83	112.18	8.83	3.43	11.83	1.96
2.92	2.94	5.92	195.31	8.92	3.43	11.92	1.96
3.00	2.94	6.00	81.10	9.00	3.43	12.00	1.96

```
--------------------
| CALIB            |
| STANDHYD (  0214)|   Area    (ha)=   0.08
|ID= 1 DT= 1.0 min |   Total Imp(%)=  93.00   Dir. Conn.(%)=  93.00
--------------------
                              IMPERVIOUS    PERVIOUS (i)
     Surface Area     (ha)=       0.07         0.01
     Dep. Storage     (mm)=       1.00         5.00
     Average Slope     (%)=       1.00         2.00
     Length            (m)=      23.09        40.00
     Mannings n           =      0.013        0.250

         NOTE:  RAINFALL WAS TRANSFORMED TO   1.0 MIN. TIME STEP.


                              ---- TRANSFORMED HYETOGRAPH ----
```

VO6 Model Output Post-development Condition

TIME hrs	RAIN mm/hr	TIME hrs	RAIN mm/hr	TIME hrs	RAIN mm/hr	TIME hrs	RAIN mm/hr
0.017	2.45	3.017	3.92	6.017	17.66	9.02	3.43
0.033	2.45	3.033	3.92	6.033	17.66	9.03	3.43
0.050	2.45	3.050	3.92	6.050	17.66	9.05	3.43
0.067	2.45	3.067	3.92	6.067	17.66	9.07	3.43
0.083	2.45	3.083	3.92	6.083	17.66	9.08	3.43
0.100	2.45	3.100	3.92	6.100	17.66	9.10	3.43
0.117	2.45	3.117	3.92	6.117	17.66	9.12	3.43
0.133	2.45	3.133	3.92	6.133	17.66	9.13	3.43
0.150	2.45	3.150	3.92	6.150	17.66	9.15	3.43
0.167	2.45	3.167	3.92	6.167	17.66	9.17	3.43
0.183	2.45	3.183	3.92	6.183	17.66	9.18	3.43
0.200	2.45	3.200	3.92	6.200	17.66	9.20	3.43
0.217	2.45	3.217	3.92	6.217	17.66	9.22	3.43
0.233	2.45	3.233	3.92	6.233	17.66	9.23	3.43
0.250	2.45	3.250	3.92	6.250	17.66	9.25	3.43
0.267	2.45	3.267	3.92	6.267	17.66	9.27	3.43
0.283	2.45	3.283	3.92	6.283	17.66	9.28	3.43
0.300	2.45	3.300	3.92	6.300	17.66	9.30	3.43
0.317	2.45	3.317	3.92	6.317	17.66	9.32	3.43
0.333	2.45	3.333	3.92	6.333	17.66	9.33	3.43
0.350	2.45	3.350	3.92	6.350	17.66	9.35	3.43
0.367	2.45	3.367	3.92	6.367	17.66	9.37	3.43
0.383	2.45	3.383	3.92	6.383	17.66	9.38	3.43
0.400	2.45	3.400	3.92	6.400	17.66	9.40	3.43
0.417	2.45	3.417	3.92	6.417	17.66	9.42	3.43
0.433	2.45	3.433	3.92	6.433	17.66	9.43	3.43
0.450	2.45	3.450	3.92	6.450	17.66	9.45	3.43
0.467	2.45	3.467	3.92	6.467	17.66	9.47	3.43
0.483	2.45	3.483	3.92	6.483	17.66	9.48	3.43
0.500	2.45	3.500	3.92	6.500	17.65	9.50	3.43
0.517	2.45	3.517	3.92	6.517	7.85	9.52	3.43
0.533	2.45	3.533	3.92	6.533	7.85	9.53	3.43
0.550	2.45	3.550	3.92	6.550	7.85	9.55	3.43
0.567	2.45	3.567	3.92	6.567	7.85	9.57	3.43
0.583	2.45	3.583	3.92	6.583	7.85	9.58	3.43
0.600	2.45	3.600	3.92	6.600	7.85	9.60	3.43
0.617	2.45	3.617	3.92	6.617	7.85	9.62	3.43
0.633	2.45	3.633	3.92	6.633	7.85	9.63	3.43
0.650	2.45	3.650	3.92	6.650	7.85	9.65	3.43
0.667	2.45	3.667	3.92	6.667	7.85	9.67	3.43
0.683	2.45	3.683	3.92	6.683	7.85	9.68	3.43
0.700	2.45	3.700	3.92	6.700	7.85	9.70	3.43
0.717	2.45	3.717	3.92	6.717	7.85	9.72	3.43
0.733	2.45	3.733	3.92	6.733	7.85	9.73	3.43
0.750	2.45	3.750	3.92	6.750	7.85	9.75	3.43

VO6 Model Output Post-development Condition

0.767	2.45	3.767	3.92	6.767	7.85	9.77	3.43
0.783	2.45	3.783	3.92	6.783	7.85	9.78	3.43
0.800	2.45	3.800	3.92	6.800	7.85	9.80	3.43
0.817	2.45	3.817	3.92	6.817	7.85	9.82	3.43
0.833	2.45	3.833	3.92	6.833	7.85	9.83	3.43
0.850	2.45	3.850	3.92	6.850	7.85	9.85	3.43
0.867	2.45	3.867	3.92	6.867	7.85	9.87	3.43
0.883	2.45	3.883	3.92	6.883	7.85	9.88	3.43
0.900	2.45	3.900	3.92	6.900	7.85	9.90	3.43
0.917	2.45	3.917	3.92	6.917	7.85	9.92	3.43
0.933	2.45	3.933	3.92	6.933	7.85	9.93	3.43
0.950	2.45	3.950	3.92	6.950	7.85	9.95	3.43
0.967	2.45	3.967	3.92	6.967	7.85	9.97	3.43
0.983	2.45	3.983	3.92	6.983	7.85	9.98	3.43
1.000	2.45	4.000	3.92	7.000	7.85	10.00	3.43
1.017	2.45	4.017	5.89	7.017	7.85	10.02	1.96
1.033	2.45	4.033	5.89	7.033	7.85	10.03	1.96
1.050	2.45	4.050	5.89	7.050	7.85	10.05	1.96
1.067	2.45	4.067	5.89	7.067	7.85	10.07	1.96
1.083	2.45	4.083	5.89	7.083	7.85	10.08	1.96
1.100	2.45	4.100	5.89	7.100	7.85	10.10	1.96
1.117	2.45	4.117	5.89	7.117	7.85	10.12	1.96
1.133	2.45	4.133	5.89	7.133	7.85	10.13	1.96
1.150	2.45	4.150	5.89	7.150	7.85	10.15	1.96
1.167	2.45	4.167	5.89	7.167	7.85	10.17	1.96
1.183	2.45	4.183	5.89	7.183	7.85	10.18	1.96
1.200	2.45	4.200	5.89	7.200	7.85	10.20	1.96
1.217	2.45	4.217	5.89	7.217	7.85	10.22	1.96
1.233	2.45	4.233	5.89	7.233	7.85	10.23	1.96
1.250	2.45	4.250	5.89	7.250	7.85	10.25	1.96
1.267	2.45	4.267	5.89	7.267	7.85	10.27	1.96
1.283	2.45	4.283	5.89	7.283	7.85	10.28	1.96
1.300	2.45	4.300	5.89	7.300	7.85	10.30	1.96
1.317	2.45	4.317	5.89	7.317	7.85	10.32	1.96
1.333	2.45	4.333	5.89	7.333	7.85	10.33	1.96
1.350	2.45	4.350	5.89	7.350	7.85	10.35	1.96
1.367	2.45	4.367	5.89	7.367	7.85	10.37	1.96
1.383	2.45	4.383	5.89	7.383	7.85	10.38	1.96
1.400	2.45	4.400	5.89	7.400	7.85	10.40	1.96
1.417	2.45	4.417	5.89	7.417	7.85	10.42	1.96
1.433	2.45	4.433	5.89	7.433	7.85	10.43	1.96
1.450	2.45	4.450	5.89	7.450	7.85	10.45	1.96
1.467	2.45	4.467	5.89	7.467	7.85	10.47	1.96
1.483	2.45	4.483	5.89	7.483	7.85	10.48	1.96
1.500	2.45	4.500	5.89	7.500	7.85	10.50	1.96
1.517	2.45	4.517	7.85	7.517	5.89	10.52	1.96
1.533	2.45	4.533	7.85	7.533	5.89	10.53	1.96

VO6 Model Output Post-development Condition

1.550	2.45	4.550	7.85	7.550	5.89	10.55	1.96
1.567	2.45	4.567	7.85	7.567	5.89	10.57	1.96
1.583	2.45	4.583	7.85	7.583	5.89	10.58	1.96
1.600	2.45	4.600	7.85	7.600	5.89	10.60	1.96
1.617	2.45	4.617	7.85	7.617	5.89	10.62	1.96
1.633	2.45	4.633	7.85	7.633	5.89	10.63	1.96
1.650	2.45	4.650	7.85	7.650	5.89	10.65	1.96
1.667	2.45	4.667	7.85	7.667	5.89	10.67	1.96
1.683	2.45	4.683	7.85	7.683	5.89	10.68	1.96
1.700	2.45	4.700	7.85	7.700	5.89	10.70	1.96
1.717	2.45	4.717	7.85	7.717	5.89	10.72	1.96
1.733	2.45	4.733	7.85	7.733	5.89	10.73	1.96
1.750	2.45	4.750	7.85	7.750	5.89	10.75	1.96
1.767	2.45	4.767	7.85	7.767	5.89	10.77	1.96
1.783	2.45	4.783	7.85	7.783	5.89	10.78	1.96
1.800	2.45	4.800	7.85	7.800	5.89	10.80	1.96
1.817	2.45	4.817	7.85	7.817	5.89	10.82	1.96
1.833	2.45	4.833	7.85	7.833	5.89	10.83	1.96
1.850	2.45	4.850	7.85	7.850	5.89	10.85	1.96
1.867	2.45	4.867	7.85	7.867	5.89	10.87	1.96
1.883	2.45	4.883	7.85	7.883	5.89	10.88	1.96
1.900	2.45	4.900	7.85	7.900	5.89	10.90	1.96
1.917	2.45	4.917	7.85	7.917	5.89	10.92	1.96
1.933	2.45	4.933	7.85	7.933	5.89	10.93	1.96
1.950	2.45	4.950	7.85	7.950	5.89	10.95	1.96
1.967	2.45	4.967	7.85	7.967	5.89	10.97	1.96
1.983	2.45	4.983	7.85	7.983	5.89	10.98	1.96
2.000	2.45	5.000	7.85	8.000	5.88	11.00	1.96
2.017	2.94	5.017	11.78	8.017	3.43	11.02	1.96
2.033	2.94	5.033	11.78	8.033	3.43	11.03	1.96
2.050	2.94	5.050	11.78	8.050	3.43	11.05	1.96
2.067	2.94	5.067	11.78	8.067	3.43	11.07	1.96
2.083	2.94	5.083	11.78	8.083	3.43	11.08	1.96
2.100	2.94	5.100	11.78	8.100	3.43	11.10	1.96
2.117	2.94	5.117	11.78	8.117	3.43	11.12	1.96
2.133	2.94	5.133	11.78	8.133	3.43	11.13	1.96
2.150	2.94	5.150	11.78	8.150	3.43	11.15	1.96
2.167	2.94	5.167	11.78	8.167	3.43	11.17	1.96
2.183	2.94	5.183	11.78	8.183	3.43	11.18	1.96
2.200	2.94	5.200	11.78	8.200	3.43	11.20	1.96
2.217	2.94	5.217	11.78	8.217	3.43	11.22	1.96
2.233	2.94	5.233	11.78	8.233	3.43	11.23	1.96
2.250	2.94	5.250	11.78	8.250	3.43	11.25	1.96
2.267	2.94	5.267	11.78	8.267	3.43	11.27	1.96
2.283	2.94	5.283	11.78	8.283	3.43	11.28	1.96
2.300	2.94	5.300	11.78	8.300	3.43	11.30	1.96
2.317	2.94	5.317	11.78	8.317	3.43	11.32	1.96

VO6 Model Output Post-development Condition

2.333	2.94	5.333	11.78	8.333	3.43	11.33	1.96
2.350	2.94	5.350	11.78	8.350	3.43	11.35	1.96
2.367	2.94	5.367	11.78	8.367	3.43	11.37	1.96
2.383	2.94	5.383	11.78	8.383	3.43	11.38	1.96
2.400	2.94	5.400	11.78	8.400	3.43	11.40	1.96
2.417	2.94	5.417	11.78	8.417	3.43	11.42	1.96
2.433	2.94	5.433	11.78	8.433	3.43	11.43	1.96
2.450	2.94	5.450	11.78	8.450	3.43	11.45	1.96
2.467	2.94	5.467	11.78	8.467	3.43	11.47	1.96
2.483	2.94	5.483	11.78	8.483	3.43	11.48	1.96
2.500	2.94	5.500	11.81	8.500	3.43	11.50	1.96
2.517	2.94	5.517	47.10	8.517	3.43	11.52	1.96
2.533	2.94	5.533	47.10	8.533	3.43	11.53	1.96
2.550	2.94	5.550	47.10	8.550	3.43	11.55	1.96
2.567	2.94	5.567	47.10	8.567	3.43	11.57	1.96
2.583	2.94	5.583	47.10	8.583	3.43	11.58	1.96
2.600	2.94	5.600	47.10	8.600	3.43	11.60	1.96
2.617	2.94	5.617	47.10	8.617	3.43	11.62	1.96
2.633	2.94	5.633	47.10	8.633	3.43	11.63	1.96
2.650	2.94	5.650	47.10	8.650	3.43	11.65	1.96
2.667	2.94	5.667	47.10	8.667	3.43	11.67	1.96
2.683	2.94	5.683	47.10	8.683	3.43	11.68	1.96
2.700	2.94	5.700	47.10	8.700	3.43	11.70	1.96
2.717	2.94	5.717	47.10	8.717	3.43	11.72	1.96
2.733	2.94	5.733	47.10	8.733	3.43	11.73	1.96
2.750	2.94	5.750	47.18	8.750	3.43	11.75	1.96
2.767	2.94	5.767	112.18	8.767	3.43	11.77	1.96
2.783	2.94	5.783	112.18	8.783	3.43	11.78	1.96
2.800	2.94	5.800	112.18	8.800	3.43	11.80	1.96
2.817	2.94	5.817	112.18	8.817	3.43	11.82	1.96
2.833	2.94	5.833	112.28	8.833	3.43	11.83	1.96
2.850	2.94	5.850	195.31	8.850	3.43	11.85	1.96
2.867	2.94	5.867	195.31	8.867	3.43	11.87	1.96
2.883	2.94	5.883	195.31	8.883	3.43	11.88	1.96
2.900	2.94	5.900	195.31	8.900	3.43	11.90	1.96
2.917	2.94	5.917	195.16	8.917	3.43	11.92	1.96
2.933	2.94	5.933	81.10	8.933	3.43	11.93	1.96
2.950	2.94	5.950	81.10	8.950	3.43	11.95	1.96
2.967	2.94	5.967	81.10	8.967	3.43	11.97	1.96
2.983	2.94	5.983	81.10	8.983	3.43	11.98	1.96
3.000	2.94	6.000	81.01	9.000	3.43	12.00	1.96

```
Max.Eff.Inten.(mm/hr)=     195.28       120.04
           over (min)        5.00         3.00
Storage Coeff.  (min)=       0.81 (ii)    2.73 (ii)
Unit Hyd. Tpeak (min)=       5.00         3.00
Unit Hyd. peak  (cms)=       0.50         0.40
```

VO6 Model Output Post-development Condition

```
                                                          *TOTALS*
     PEAK FLOW       (cms)=       0.04         0.00          0.041 (iii)
     TIME TO PEAK    (hrs)=       5.93         5.93           5.93
     RUNOFF VOLUME    (mm)=      98.11        67.07          95.93
     TOTAL RAINFALL   (mm)=      99.11        99.11          99.11
     RUNOFF COEFFICIENT   =       0.99         0.68           0.97


       (i) CN PROCEDURE SELECTED FOR PERVIOUS LOSSES:
            CN*  =  87.0    Ia = Dep. Storage  (Above)
      (ii) TIME STEP (DT) SHOULD BE SMALLER OR EQUAL
           THAN THE STORAGE COEFFICIENT.
     (iii) PEAK FLOW DOES NOT INCLUDE BASEFLOW IF ANY.

--------------------------------------------------------------------------------
--------------------
| DUHYD    (  2142)|
| Inlet Cap.= 0.015|
| #of Inlets=     1|
| Total(cms)=   0.0|      AREA     QPEAK     TPEAK    R.V.
--------------------      (ha)     (cms)     (hrs)    (mm)
     TOTAL HYD.(ID= 1):   0.08      0.04      5.93   95.93
     ====================================================
     MAJOR SYS.(ID= 2):   0.01      0.03      5.93   95.93
     MINOR SYS.(ID= 3):   0.07      0.01      5.80   95.93

     NOTE:  PEAK FLOWS DO NOT INCLUDE BASEFLOWS IF ANY.

--------------------------------------------------------------------------------
--------------------
| CALIB            |
| STANDHYD (  0215)|   Area    (ha)=   0.12
|ID= 1 DT= 1.0 min |   Total Imp(%)=  85.00   Dir. Conn.(%)=  85.00
--------------------
                              IMPERVIOUS    PERVIOUS (i)
     Surface Area     (ha)=       0.10         0.02
     Dep. Storage     (mm)=       1.00         5.00
     Average Slope     (%)=       1.00         2.00
     Length            (m)=      28.28        40.00
     Mannings n          =      0.013        0.250

         NOTE:  RAINFALL WAS TRANSFORMED TO   1.0 MIN. TIME STEP.


                          ---- TRANSFORMED HYETOGRAPH ----
               TIME    RAIN |  TIME    RAIN |'  TIME    RAIN |  TIME    RAIN
```

VO6 Model Output Post-development Condition

hrs	mm/hr	hrs	mm/hr	hrs	mm/hr	hrs	mm/hr
0.017	2.45	3.017	3.92	6.017	17.66	9.02	3.43
0.033	2.45	3.033	3.92	6.033	17.66	9.03	3.43
0.050	2.45	3.050	3.92	6.050	17.66	9.05	3.43
0.067	2.45	3.067	3.92	6.067	17.66	9.07	3.43
0.083	2.45	3.083	3.92	6.083	17.66	9.08	3.43
0.100	2.45	3.100	3.92	6.100	17.66	9.10	3.43
0.117	2.45	3.117	3.92	6.117	17.66	9.12	3.43
0.133	2.45	3.133	3.92	6.133	17.66	9.13	3.43
0.150	2.45	3.150	3.92	6.150	17.66	9.15	3.43
0.167	2.45	3.167	3.92	6.167	17.66	9.17	3.43
0.183	2.45	3.183	3.92	6.183	17.66	9.18	3.43
0.200	2.45	3.200	3.92	6.200	17.66	9.20	3.43
0.217	2.45	3.217	3.92	6.217	17.66	9.22	3.43
0.233	2.45	3.233	3.92	6.233	17.66	9.23	3.43
0.250	2.45	3.250	3.92	6.250	17.66	9.25	3.43
0.267	2.45	3.267	3.92	6.267	17.66	9.27	3.43
0.283	2.45	3.283	3.92	6.283	17.66	9.28	3.43
0.300	2.45	3.300	3.92	6.300	17.66	9.30	3.43
0.317	2.45	3.317	3.92	6.317	17.66	9.32	3.43
0.333	2.45	3.333	3.92	6.333	17.66	9.33	3.43
0.350	2.45	3.350	3.92	6.350	17.66	9.35	3.43
0.367	2.45	3.367	3.92	6.367	17.66	9.37	3.43
0.383	2.45	3.383	3.92	6.383	17.66	9.38	3.43
0.400	2.45	3.400	3.92	6.400	17.66	9.40	3.43
0.417	2.45	3.417	3.92	6.417	17.66	9.42	3.43
0.433	2.45	3.433	3.92	6.433	17.66	9.43	3.43
0.450	2.45	3.450	3.92	6.450	17.66	9.45	3.43
0.467	2.45	3.467	3.92	6.467	17.66	9.47	3.43
0.483	2.45	3.483	3.92	6.483	17.66	9.48	3.43
0.500	2.45	3.500	3.92	6.500	17.65	9.50	3.43
0.517	2.45	3.517	3.92	6.517	7.85	9.52	3.43
0.533	2.45	3.533	3.92	6.533	7.85	9.53	3.43
0.550	2.45	3.550	3.92	6.550	7.85	9.55	3.43
0.567	2.45	3.567	3.92	6.567	7.85	9.57	3.43
0.583	2.45	3.583	3.92	6.583	7.85	9.58	3.43
0.600	2.45	3.600	3.92	6.600	7.85	9.60	3.43
0.617	2.45	3.617	3.92	6.617	7.85	9.62	3.43
0.633	2.45	3.633	3.92	6.633	7.85	9.63	3.43
0.650	2.45	3.650	3.92	6.650	7.85	9.65	3.43
0.667	2.45	3.667	3.92	6.667	7.85	9.67	3.43
0.683	2.45	3.683	3.92	6.683	7.85	9.68	3.43
0.700	2.45	3.700	3.92	6.700	7.85	9.70	3.43
0.717	2.45	3.717	3.92	6.717	7.85	9.72	3.43
0.733	2.45	3.733	3.92	6.733	7.85	9.73	3.43
0.750	2.45	3.750	3.92	6.750	7.85	9.75	3.43
0.767	2.45	3.767	3.92	6.767	7.85	9.77	3.43

VO6 Model Output Post-development Condition

0.783	2.45	3.783	3.92	6.783	7.85	9.78	3.43
0.800	2.45	3.800	3.92	6.800	7.85	9.80	3.43
0.817	2.45	3.817	3.92	6.817	7.85	9.82	3.43
0.833	2.45	3.833	3.92	6.833	7.85	9.83	3.43
0.850	2.45	3.850	3.92	6.850	7.85	9.85	3.43
0.867	2.45	3.867	3.92	6.867	7.85	9.87	3.43
0.883	2.45	3.883	3.92	6.883	7.85	9.88	3.43
0.900	2.45	3.900	3.92	6.900	7.85	9.90	3.43
0.917	2.45	3.917	3.92	6.917	7.85	9.92	3.43
0.933	2.45	3.933	3.92	6.933	7.85	9.93	3.43
0.950	2.45	3.950	3.92	6.950	7.85	9.95	3.43
0.967	2.45	3.967	3.92	6.967	7.85	9.97	3.43
0.983	2.45	3.983	3.92	6.983	7.85	9.98	3.43
1.000	2.45	4.000	3.92	7.000	7.85	10.00	3.43
1.017	2.45	4.017	5.89	7.017	7.85	10.02	1.96
1.033	2.45	4.033	5.89	7.033	7.85	10.03	1.96
1.050	2.45	4.050	5.89	7.050	7.85	10.05	1.96
1.067	2.45	4.067	5.89	7.067	7.85	10.07	1.96
1.083	2.45	4.083	5.89	7.083	7.85	10.08	1.96
1.100	2.45	4.100	5.89	7.100	7.85	10.10	1.96
1.117	2.45	4.117	5.89	7.117	7.85	10.12	1.96
1.133	2.45	4.133	5.89	7.133	7.85	10.13	1.96
1.150	2.45	4.150	5.89	7.150	7.85	10.15	1.96
1.167	2.45	4.167	5.89	7.167	7.85	10.17	1.96
1.183	2.45	4.183	5.89	7.183	7.85	10.18	1.96
1.200	2.45	4.200	5.89	7.200	7.85	10.20	1.96
1.217	2.45	4.217	5.89	7.217	7.85	10.22	1.96
1.233	2.45	4.233	5.89	7.233	7.85	10.23	1.96
1.250	2.45	4.250	5.89	7.250	7.85	10.25	1.96
1.267	2.45	4.267	5.89	7.267	7.85	10.27	1.96
1.283	2.45	4.283	5.89	7.283	7.85	10.28	1.96
1.300	2.45	4.300	5.89	7.300	7.85	10.30	1.96
1.317	2.45	4.317	5.89	7.317	7.85	10.32	1.96
1.333	2.45	4.333	5.89	7.333	7.85	10.33	1.96
1.350	2.45	4.350	5.89	7.350	7.85	10.35	1.96
1.367	2.45	4.367	5.89	7.367	7.85	10.37	1.96
1.383	2.45	4.383	5.89	7.383	7.85	10.38	1.96
1.400	2.45	4.400	5.89	7.400	7.85	10.40	1.96
1.417	2.45	4.417	5.89	7.417	7.85	10.42	1.96
1.433	2.45	4.433	5.89	7.433	7.85	10.43	1.96
1.450	2.45	4.450	5.89	7.450	7.85	10.45	1.96
1.467	2.45	4.467	5.89	7.467	7.85	10.47	1.96
1.483	2.45	4.483	5.89	7.483	7.85	10.48	1.96
1.500	2.45	4.500	5.89	7.500	7.85	10.50	1.96
1.517	2.45	4.517	7.85	7.517	5.89	10.52	1.96
1.533	2.45	4.533	7.85	7.533	5.89	10.53	1.96
1.550	2.45	4.550	7.85	7.550	5.89	10.55	1.96

VO6 Model Output Post-development Condition

1.567	2.45	4.567	7.85	7.567	5.89	10.57	1.96
1.583	2.45	4.583	7.85	7.583	5.89	10.58	1.96
1.600	2.45	4.600	7.85	7.600	5.89	10.60	1.96
1.617	2.45	4.617	7.85	7.617	5.89	10.62	1.96
1.633	2.45	4.633	7.85	7.633	5.89	10.63	1.96
1.650	2.45	4.650	7.85	7.650	5.89	10.65	1.96
1.667	2.45	4.667	7.85	7.667	5.89	10.67	1.96
1.683	2.45	4.683	7.85	7.683	5.89	10.68	1.96
1.700	2.45	4.700	7.85	7.700	5.89	10.70	1.96
1.717	2.45	4.717	7.85	7.717	5.89	10.72	1.96
1.733	2.45	4.733	7.85	7.733	5.89	10.73	1.96
1.750	2.45	4.750	7.85	7.750	5.89	10.75	1.96
1.767	2.45	4.767	7.85	7.767	5.89	10.77	1.96
1.783	2.45	4.783	7.85	7.783	5.89	10.78	1.96
1.800	2.45	4.800	7.85	7.800	5.89	10.80	1.96
1.817	2.45	4.817	7.85	7.817	5.89	10.82	1.96
1.833	2.45	4.833	7.85	7.833	5.89	10.83	1.96
1.850	2.45	4.850	7.85	7.850	5.89	10.85	1.96
1.867	2.45	4.867	7.85	7.867	5.89	10.87	1.96
1.883	2.45	4.883	7.85	7.883	5.89	10.88	1.96
1.900	2.45	4.900	7.85	7.900	5.89	10.90	1.96
1.917	2.45	4.917	7.85	7.917	5.89	10.92	1.96
1.933	2.45	4.933	7.85	7.933	5.89	10.93	1.96
1.950	2.45	4.950	7.85	7.950	5.89	10.95	1.96
1.967	2.45	4.967	7.85	7.967	5.89	10.97	1.96
1.983	2.45	4.983	7.85	7.983	5.89	10.98	1.96
2.000	2.45	5.000	7.85	8.000	5.88	11.00	1.96
2.017	2.94	5.017	11.78	8.017	3.43	11.02	1.96
2.033	2.94	5.033	11.78	8.033	3.43	11.03	1.96
2.050	2.94	5.050	11.78	8.050	3.43	11.05	1.96
2.067	2.94	5.067	11.78	8.067	3.43	11.07	1.96
2.083	2.94	5.083	11.78	8.083	3.43	11.08	1.96
2.100	2.94	5.100	11.78	8.100	3.43	11.10	1.96
2.117	2.94	5.117	11.78	8.117	3.43	11.12	1.96
2.133	2.94	5.133	11.78	8.133	3.43	11.13	1.96
2.150	2.94	5.150	11.78	8.150	3.43	11.15	1.96
2.167	2.94	5.167	11.78	8.167	3.43	11.17	1.96
2.183	2.94	5.183	11.78	8.183	3.43	11.18	1.96
2.200	2.94	5.200	11.78	8.200	3.43	11.20	1.96
2.217	2.94	5.217	11.78	8.217	3.43	11.22	1.96
2.233	2.94	5.233	11.78	8.233	3.43	11.23	1.96
2.250	2.94	5.250	11.78	8.250	3.43	11.25	1.96
2.267	2.94	5.267	11.78	8.267	3.43	11.27	1.96
2.283	2.94	5.283	11.78	8.283	3.43	11.28	1.96
2.300	2.94	5.300	11.78	8.300	3.43	11.30	1.96
2.317	2.94	5.317	11.78	8.317	3.43	11.32	1.96
2.333	2.94	5.333	11.78	8.333	3.43	11.33	1.96

VO6 Model Output Post-development Condition

2.350	2.94	5.350	11.78	8.350	3.43	11.35	1.96
2.367	2.94	5.367	11.78	8.367	3.43	11.37	1.96
2.383	2.94	5.383	11.78	8.383	3.43	11.38	1.96
2.400	2.94	5.400	11.78	8.400	3.43	11.40	1.96
2.417	2.94	5.417	11.78	8.417	3.43	11.42	1.96
2.433	2.94	5.433	11.78	8.433	3.43	11.43	1.96
2.450	2.94	5.450	11.78	8.450	3.43	11.45	1.96
2.467	2.94	5.467	11.78	8.467	3.43	11.47	1.96
2.483	2.94	5.483	11.78	8.483	3.43	11.48	1.96
2.500	2.94	5.500	11.81	8.500	3.43	11.50	1.96
2.517	2.94	5.517	47.10	8.517	3.43	11.52	1.96
2.533	2.94	5.533	47.10	8.533	3.43	11.53	1.96
2.550	2.94	5.550	47.10	8.550	3.43	11.55	1.96
2.567	2.94	5.567	47.10	8.567	3.43	11.57	1.96
2.583	2.94	5.583	47.10	8.583	3.43	11.58	1.96
2.600	2.94	5.600	47.10	8.600	3.43	11.60	1.96
2.617	2.94	5.617	47.10	8.617	3.43	11.62	1.96
2.633	2.94	5.633	47.10	8.633	3.43	11.63	1.96
2.650	2.94	5.650	47.10	8.650	3.43	11.65	1.96
2.667	2.94	5.667	47.10	8.667	3.43	11.67	1.96
2.683	2.94	5.683	47.10	8.683	3.43	11.68	1.96
2.700	2.94	5.700	47.10	8.700	3.43	11.70	1.96
2.717	2.94	5.717	47.10	8.717	3.43	11.72	1.96
2.733	2.94	5.733	47.10	8.733	3.43	11.73	1.96
2.750	2.94	5.750	47.18	8.750	3.43	11.75	1.96
2.767	2.94	5.767	112.18	8.767	3.43	11.77	1.96
2.783	2.94	5.783	112.18	8.783	3.43	11.78	1.96
2.800	2.94	5.800	112.18	8.800	3.43	11.80	1.96
2.817	2.94	5.817	112.18	8.817	3.43	11.82	1.96
2.833	2.94	5.833	112.28	8.833	3.43	11.83	1.96
2.850	2.94	5.850	195.31	8.850	3.43	11.85	1.96
2.867	2.94	5.867	195.31	8.867	3.43	11.87	1.96
2.883	2.94	5.883	195.31	8.883	3.43	11.88	1.96
2.900	2.94	5.900	195.31	8.900	3.43	11.90	1.96
2.917	2.94	5.917	195.16	8.917	3.43	11.92	1.96
2.933	2.94	5.933	81.10	8.933	3.43	11.93	1.96
2.950	2.94	5.950	81.10	8.950	3.43	11.95	1.96
2.967	2.94	5.967	81.10	8.967	3.43	11.97	1.96
2.983	2.94	5.983	81.10	8.983	3.43	11.98	1.96
3.000	2.94	6.000	81.01	9.000	3.43	12.00	1.96

```
Max.Eff.Inten.(mm/hr)=     195.28       120.04
           over (min)        5.00         4.00
Storage Coeff.  (min)=       0.92 (ii)    3.61 (ii)
Unit Hyd. Tpeak (min)=       5.00         4.00
Unit Hyd. peak  (cms)=       0.48         0.30
                                                    *TOTALS*
```

VO6 Model Output Post-development Condition

```
PEAK FLOW        (cms)=       0.05         0.01          0.059 (iii)
TIME TO PEAK     (hrs)=       5.93         5.93           5.93
RUNOFF VOLUME     (mm)=      98.11        67.07          93.45
TOTAL RAINFALL    (mm)=      99.11        99.11          99.11
RUNOFF COEFFICIENT   =       0.99         0.68           0.94


  (i) CN PROCEDURE SELECTED FOR PERVIOUS LOSSES:
       CN*  =  87.0    Ia = Dep. Storage  (Above)
 (ii) TIME STEP (DT) SHOULD BE SMALLER OR EQUAL
      THAN THE STORAGE COEFFICIENT.
(iii) PEAK FLOW DOES NOT INCLUDE BASEFLOW IF ANY.

--------------------------------------------------------------------------------
--------------------
| DUHYD    (  2152)|
| Inlet Cap.= 0.021|
| #of Inlets=     1|
| Total(cms)=   0.0|      AREA     QPEAK     TPEAK    R.V.
--------------------      (ha)     (cms)     (hrs)    (mm)
     TOTAL HYD.(ID= 1):   0.12      0.06      5.93   93.45
     ====================================================
     MAJOR SYS.(ID= 2):   0.02      0.04      5.93   93.45
     MINOR SYS.(ID= 3):   0.10      0.02      5.80   93.45

     NOTE:  PEAK FLOWS DO NOT INCLUDE BASEFLOWS IF ANY.

--------------------------------------------------------------------------------

--------------------
| ADD HYD  (  2003)|
|   1 +  2 =  3    |         AREA    QPEAK    TPEAK     R.V.
--------------------         (ha)    (cms)    (hrs)     (mm)
        ID1= 1 (  2142):     0.01   0.026     5.93    95.93
      + ID2= 2 (  2152):     0.02   0.038     5.93    93.45
        ====================================================
        ID = 3 (  2003):     0.03   0.063     5.93    94.41

     NOTE:  PEAK FLOWS DO NOT INCLUDE BASEFLOWS IF ANY.
--------------------------------------------------------------------------------
--------------------
| CALIB            |
| STANDHYD (  0205)|   Area    (ha)=   0.20
|ID= 1 DT= 1.0 min |   Total Imp(%)=  70.00   Dir. Conn.(%)=  70.00
--------------------
                              IMPERVIOUS    PERVIOUS (i)
```

VO6 Model Output Post-development Condition

Surface Area	(ha)=	0.14	0.06
Dep. Storage	(mm)=	1.00	5.00
Average Slope	(%)=	1.00	2.00
Length	(m)=	36.15	40.00
Mannings n	=	0.013	0.250

NOTE: RAINFALL WAS TRANSFORMED TO 1.0 MIN. TIME STEP.

---- TRANSFORMED HYETOGRAPH ----

TIME hrs	RAIN mm/hr	TIME hrs	RAIN mm/hr	TIME hrs	RAIN mm/hr	TIME hrs	RAIN mm/hr
0.017	2.45	3.017	3.92	6.017	17.66	9.02	3.43
0.033	2.45	3.033	3.92	6.033	17.66	9.03	3.43
0.050	2.45	3.050	3.92	6.050	17.66	9.05	3.43
0.067	2.45	3.067	3.92	6.067	17.66	9.07	3.43
0.083	2.45	3.083	3.92	6.083	17.66	9.08	3.43
0.100	2.45	3.100	3.92	6.100	17.66	9.10	3.43
0.117	2.45	3.117	3.92	6.117	17.66	9.12	3.43
0.133	2.45	3.133	3.92	6.133	17.66	9.13	3.43
0.150	2.45	3.150	3.92	6.150	17.66	9.15	3.43
0.167	2.45	3.167	3.92	6.167	17.66	9.17	3.43
0.183	2.45	3.183	3.92	6.183	17.66	9.18	3.43
0.200	2.45	3.200	3.92	6.200	17.66	9.20	3.43
0.217	2.45	3.217	3.92	6.217	17.66	9.22	3.43
0.233	2.45	3.233	3.92	6.233	17.66	9.23	3.43
0.250	2.45	3.250	3.92	6.250	17.66	9.25	3.43
0.267	2.45	3.267	3.92	6.267	17.66	9.27	3.43
0.283	2.45	3.283	3.92	6.283	17.66	9.28	3.43
0.300	2.45	3.300	3.92	6.300	17.66	9.30	3.43
0.317	2.45	3.317	3.92	6.317	17.66	9.32	3.43
0.333	2.45	3.333	3.92	6.333	17.66	9.33	3.43
0.350	2.45	3.350	3.92	6.350	17.66	9.35	3.43
0.367	2.45	3.367	3.92	6.367	17.66	9.37	3.43
0.383	2.45	3.383	3.92	6.383	17.66	9.38	3.43
0.400	2.45	3.400	3.92	6.400	17.66	9.40	3.43
0.417	2.45	3.417	3.92	6.417	17.66	9.42	3.43
0.433	2.45	3.433	3.92	6.433	17.66	9.43	3.43
0.450	2.45	3.450	3.92	6.450	17.66	9.45	3.43
0.467	2.45	3.467	3.92	6.467	17.66	9.47	3.43
0.483	2.45	3.483	3.92	6.483	17.66	9.48	3.43
0.500	2.45	3.500	3.92	6.500	17.65	9.50	3.43
0.517	2.45	3.517	3.92	6.517	7.85	9.52	3.43
0.533	2.45	3.533	3.92	6.533	7.85	9.53	3.43
0.550	2.45	3.550	3.92	6.550	7.85	9.55	3.43
0.567	2.45	3.567	3.92	6.567	7.85	9.57	3.43
0.583	2.45	3.583	3.92	6.583	7.85	9.58	3.43

VO6 Model Output Post-development Condition

0.600	2.45	3.600	3.92	6.600	7.85	9.60	3.43
0.617	2.45	3.617	3.92	6.617	7.85	9.62	3.43
0.633	2.45	3.633	3.92	6.633	7.85	9.63	3.43
0.650	2.45	3.650	3.92	6.650	7.85	9.65	3.43
0.667	2.45	3.667	3.92	6.667	7.85	9.67	3.43
0.683	2.45	3.683	3.92	6.683	7.85	9.68	3.43
0.700	2.45	3.700	3.92	6.700	7.85	9.70	3.43
0.717	2.45	3.717	3.92	6.717	7.85	9.72	3.43
0.733	2.45	3.733	3.92	6.733	7.85	9.73	3.43
0.750	2.45	3.750	3.92	6.750	7.85	9.75	3.43
0.767	2.45	3.767	3.92	6.767	7.85	9.77	3.43
0.783	2.45	3.783	3.92	6.783	7.85	9.78	3.43
0.800	2.45	3.800	3.92	6.800	7.85	9.80	3.43
0.817	2.45	3.817	3.92	6.817	7.85	9.82	3.43
0.833	2.45	3.833	3.92	6.833	7.85	9.83	3.43
0.850	2.45	3.850	3.92	6.850	7.85	9.85	3.43
0.867	2.45	3.867	3.92	6.867	7.85	9.87	3.43
0.883	2.45	3.883	3.92	6.883	7.85	9.88	3.43
0.900	2.45	3.900	3.92	6.900	7.85	9.90	3.43
0.917	2.45	3.917	3.92	6.917	7.85	9.92	3.43
0.933	2.45	3.933	3.92	6.933	7.85	9.93	3.43
0.950	2.45	3.950	3.92	6.950	7.85	9.95	3.43
0.967	2.45	3.967	3.92	6.967	7.85	9.97	3.43
0.983	2.45	3.983	3.92	6.983	7.85	9.98	3.43
1.000	2.45	4.000	3.92	7.000	7.85	10.00	3.43
1.017	2.45	4.017	5.89	7.017	7.85	10.02	1.96
1.033	2.45	4.033	5.89	7.033	7.85	10.03	1.96
1.050	2.45	4.050	5.89	7.050	7.85	10.05	1.96
1.067	2.45	4.067	5.89	7.067	7.85	10.07	1.96
1.083	2.45	4.083	5.89	7.083	7.85	10.08	1.96
1.100	2.45	4.100	5.89	7.100	7.85	10.10	1.96
1.117	2.45	4.117	5.89	7.117	7.85	10.12	1.96
1.133	2.45	4.133	5.89	7.133	7.85	10.13	1.96
1.150	2.45	4.150	5.89	7.150	7.85	10.15	1.96
1.167	2.45	4.167	5.89	7.167	7.85	10.17	1.96
1.183	2.45	4.183	5.89	7.183	7.85	10.18	1.96
1.200	2.45	4.200	5.89	7.200	7.85	10.20	1.96
1.217	2.45	4.217	5.89	7.217	7.85	10.22	1.96
1.233	2.45	4.233	5.89	7.233	7.85	10.23	1.96
1.250	2.45	4.250	5.89	7.250	7.85	10.25	1.96
1.267	2.45	4.267	5.89	7.267	7.85	10.27	1.96
1.283	2.45	4.283	5.89	7.283	7.85	10.28	1.96
1.300	2.45	4.300	5.89	7.300	7.85	10.30	1.96
1.317	2.45	4.317	5.89	7.317	7.85	10.32	1.96
1.333	2.45	4.333	5.89	7.333	7.85	10.33	1.96
1.350	2.45	4.350	5.89	7.350	7.85	10.35	1.96
1.367	2.45	4.367	5.89	7.367	7.85	10.37	1.96

VO6 Model Output Post-development Condition

1.383	2.45	4.383	5.89	7.383	7.85	10.38	1.96
1.400	2.45	4.400	5.89	7.400	7.85	10.40	1.96
1.417	2.45	4.417	5.89	7.417	7.85	10.42	1.96
1.433	2.45	4.433	5.89	7.433	7.85	10.43	1.96
1.450	2.45	4.450	5.89	7.450	7.85	10.45	1.96
1.467	2.45	4.467	5.89	7.467	7.85	10.47	1.96
1.483	2.45	4.483	5.89	7.483	7.85	10.48	1.96
1.500	2.45	4.500	5.89	7.500	7.85	10.50	1.96
1.517	2.45	4.517	7.85	7.517	5.89	10.52	1.96
1.533	2.45	4.533	7.85	7.533	5.89	10.53	1.96
1.550	2.45	4.550	7.85	7.550	5.89	10.55	1.96
1.567	2.45	4.567	7.85	7.567	5.89	10.57	1.96
1.583	2.45	4.583	7.85	7.583	5.89	10.58	1.96
1.600	2.45	4.600	7.85	7.600	5.89	10.60	1.96
1.617	2.45	4.617	7.85	7.617	5.89	10.62	1.96
1.633	2.45	4.633	7.85	7.633	5.89	10.63	1.96
1.650	2.45	4.650	7.85	7.650	5.89	10.65	1.96
1.667	2.45	4.667	7.85	7.667	5.89	10.67	1.96
1.683	2.45	4.683	7.85	7.683	5.89	10.68	1.96
1.700	2.45	4.700	7.85	7.700	5.89	10.70	1.96
1.717	2.45	4.717	7.85	7.717	5.89	10.72	1.96
1.733	2.45	4.733	7.85	7.733	5.89	10.73	1.96
1.750	2.45	4.750	7.85	7.750	5.89	10.75	1.96
1.767	2.45	4.767	7.85	7.767	5.89	10.77	1.96
1.783	2.45	4.783	7.85	7.783	5.89	10.78	1.96
1.800	2.45	4.800	7.85	7.800	5.89	10.80	1.96
1.817	2.45	4.817	7.85	7.817	5.89	10.82	1.96
1.833	2.45	4.833	7.85	7.833	5.89	10.83	1.96
1.850	2.45	4.850	7.85	7.850	5.89	10.85	1.96
1.867	2.45	4.867	7.85	7.867	5.89	10.87	1.96
1.883	2.45	4.883	7.85	7.883	5.89	10.88	1.96
1.900	2.45	4.900	7.85	7.900	5.89	10.90	1.96
1.917	2.45	4.917	7.85	7.917	5.89	10.92	1.96
1.933	2.45	4.933	7.85	7.933	5.89	10.93	1.96
1.950	2.45	4.950	7.85	7.950	5.89	10.95	1.96
1.967	2.45	4.967	7.85	7.967	5.89	10.97	1.96
1.983	2.45	4.983	7.85	7.983	5.89	10.98	1.96
2.000	2.45	5.000	7.85	8.000	5.88	11.00	1.96
2.017	2.94	5.017	11.78	8.017	3.43	11.02	1.96
2.033	2.94	5.033	11.78	8.033	3.43	11.03	1.96
2.050	2.94	5.050	11.78	8.050	3.43	11.05	1.96
2.067	2.94	5.067	11.78	8.067	3.43	11.07	1.96
2.083	2.94	5.083	11.78	8.083	3.43	11.08	1.96
2.100	2.94	5.100	11.78	8.100	3.43	11.10	1.96
2.117	2.94	5.117	11.78	8.117	3.43	11.12	1.96
2.133	2.94	5.133	11.78	8.133	3.43	11.13	1.96
2.150	2.94	5.150	11.78	8.150	3.43	11.15	1.96

VO6 Model Output Post-development Condition

2.167	2.94	5.167	11.78	8.167	3.43	11.17	1.96
2.183	2.94	5.183	11.78	8.183	3.43	11.18	1.96
2.200	2.94	5.200	11.78	8.200	3.43	11.20	1.96
2.217	2.94	5.217	11.78	8.217	3.43	11.22	1.96
2.233	2.94	5.233	11.78	8.233	3.43	11.23	1.96
2.250	2.94	5.250	11.78	8.250	3.43	11.25	1.96
2.267	2.94	5.267	11.78	8.267	3.43	11.27	1.96
2.283	2.94	5.283	11.78	8.283	3.43	11.28	1.96
2.300	2.94	5.300	11.78	8.300	3.43	11.30	1.96
2.317	2.94	5.317	11.78	8.317	3.43	11.32	1.96
2.333	2.94	5.333	11.78	8.333	3.43	11.33	1.96
2.350	2.94	5.350	11.78	8.350	3.43	11.35	1.96
2.367	2.94	5.367	11.78	8.367	3.43	11.37	1.96
2.383	2.94	5.383	11.78	8.383	3.43	11.38	1.96
2.400	2.94	5.400	11.78	8.400	3.43	11.40	1.96
2.417	2.94	5.417	11.78	8.417	3.43	11.42	1.96
2.433	2.94	5.433	11.78	8.433	3.43	11.43	1.96
2.450	2.94	5.450	11.78	8.450	3.43	11.45	1.96
2.467	2.94	5.467	11.78	8.467	3.43	11.47	1.96
2.483	2.94	5.483	11.78	8.483	3.43	11.48	1.96
2.500	2.94	5.500	11.81	8.500	3.43	11.50	1.96
2.517	2.94	5.517	47.10	8.517	3.43	11.52	1.96
2.533	2.94	5.533	47.10	8.533	3.43	11.53	1.96
2.550	2.94	5.550	47.10	8.550	3.43	11.55	1.96
2.567	2.94	5.567	47.10	8.567	3.43	11.57	1.96
2.583	2.94	5.583	47.10	8.583	3.43	11.58	1.96
2.600	2.94	5.600	47.10	8.600	3.43	11.60	1.96
2.617	2.94	5.617	47.10	8.617	3.43	11.62	1.96
2.633	2.94	5.633	47.10	8.633	3.43	11.63	1.96
2.650	2.94	5.650	47.10	8.650	3.43	11.65	1.96
2.667	2.94	5.667	47.10	8.667	3.43	11.67	1.96
2.683	2.94	5.683	47.10	8.683	3.43	11.68	1.96
2.700	2.94	5.700	47.10	8.700	3.43	11.70	1.96
2.717	2.94	5.717	47.10	8.717	3.43	11.72	1.96
2.733	2.94	5.733	47.10	8.733	3.43	11.73	1.96
2.750	2.94	5.750	47.18	8.750	3.43	11.75	1.96
2.767	2.94	5.767	112.18	8.767	3.43	11.77	1.96
2.783	2.94	5.783	112.18	8.783	3.43	11.78	1.96
2.800	2.94	5.800	112.18	8.800	3.43	11.80	1.96
2.817	2.94	5.817	112.18	8.817	3.43	11.82	1.96
2.833	2.94	5.833	112.28	8.833	3.43	11.83	1.96
2.850	2.94	5.850	195.31	8.850	3.43	11.85	1.96
2.867	2.94	5.867	195.31	8.867	3.43	11.87	1.96
2.883	2.94	5.883	195.31	8.883	3.43	11.88	1.96
2.900	2.94	5.900	195.31	8.900	3.43	11.90	1.96
2.917	2.94	5.917	195.16	8.917	3.43	11.92	1.96
2.933	2.94	5.933	81.10	8.933	3.43	11.93	1.96

```
                2.950    2.94 | 5.950   81.10 | 8.950    3.43 | 11.95    1.96
                2.967    2.94 | 5.967   81.10 | 8.967    3.43 | 11.97    1.96
                2.983    2.94 | 5.983   81.10 | 8.983    3.43 | 11.98    1.96
                3.000    2.94 | 6.000   81.01 | 9.000    3.43 | 12.00    1.96

     Max.Eff.Inten.(mm/hr)=     195.28       120.04
                over (min)        5.00         5.00
     Storage Coeff.  (min)=       1.06 (ii)    4.91 (ii)
     Unit Hyd. Tpeak (min)=       5.00         5.00
     Unit Hyd. peak  (cms)=       0.47         0.23
                                                          *TOTALS*
     PEAK FLOW       (cms)=       0.07         0.02          0.088 (iii)
     TIME TO PEAK    (hrs)=       5.93         5.97           5.93
     RUNOFF VOLUME    (mm)=      98.11        67.06          88.79
     TOTAL RAINFALL   (mm)=      99.11        99.11          99.11
     RUNOFF COEFFICIENT   =       0.99         0.68           0.90


       (i) CN PROCEDURE SELECTED FOR PERVIOUS LOSSES:
            CN*  =  87.0    Ia = Dep. Storage  (Above)
      (ii) TIME STEP (DT) SHOULD BE SMALLER OR EQUAL
           THAN THE STORAGE COEFFICIENT.
     (iii) PEAK FLOW DOES NOT INCLUDE BASEFLOW IF ANY.

--------------------------------------------------------------------------------
--------------------
| CALIB            |
| STANDHYD (  0201)|   Area    (ha)=   0.50
|ID= 1 DT= 5.0 min |   Total Imp(%)=  85.00   Dir. Conn.(%)=  85.00
--------------------
                              IMPERVIOUS    PERVIOUS (i)
     Surface Area     (ha)=       0.42         0.07
     Dep. Storage     (mm)=       1.00         5.00
     Average Slope     (%)=       1.00         2.00
     Length            (m)=      57.45        40.00
     Mannings n          =      0.013        0.250

     Max.Eff.Inten.(mm/hr)=     195.31       120.05
                over (min)        5.00         5.00
     Storage Coeff.  (min)=       1.40 (ii)    4.10 (ii)
     Unit Hyd. Tpeak (min)=       5.00         5.00
     Unit Hyd. peak  (cms)=       0.33         0.24
                                                          *TOTALS*
     PEAK FLOW       (cms)=       0.23         0.03          0.252 (iii)
     TIME TO PEAK    (hrs)=       5.92         5.92           5.92
     RUNOFF VOLUME    (mm)=      98.11        67.07          93.45
     TOTAL RAINFALL   (mm)=      99.11        99.11          99.11
```

VO6 Model Output Post-development Condition

```
RUNOFF COEFFICIENT    =       0.99         0.68           0.94


       (i) CN PROCEDURE SELECTED FOR PERVIOUS LOSSES:
            CN*  =  87.0    Ia = Dep. Storage  (Above)
      (ii) TIME STEP (DT) SHOULD BE SMALLER OR EQUAL
           THAN THE STORAGE COEFFICIENT.
     (iii) PEAK FLOW DOES NOT INCLUDE BASEFLOW IF ANY.

--------------------------------------------------------------------------------
--------------------
| RESERVOIR(  2011)|     OVERFLOW IS OFF
| IN= 2---> OUT= 1 |
| DT=  1.0 min     |     OUTFLOW    STORAGE   |  OUTFLOW    STORAGE
--------------------      (cms)     (ha.m.)   |   (cms)     (ha.m.)
                          0.0000     0.0000   |   0.0610      0.0190

                                AREA     QPEAK     TPEAK       R.V.
                                (ha)     (cms)     (hrs)       (mm)
   INFLOW : ID= 2 (  0201)      0.495      0.252      5.92      93.45
   OUTFLOW: ID= 1 (  2011)      0.495      0.059      6.05      93.29

                   PEAK   FLOW   REDUCTION [Qout/Qin](%)= 23.36
                   TIME SHIFT OF PEAK FLOW         (min)=  8.00
                   MAXIMUM  STORAGE   USED       (ha.m.)=  0.0184

--------------------------------------------------------------------------------
--------------------
| CALIB            |
| STANDHYD (  0207)|   Area    (ha)=   0.15
|ID= 1 DT= 1.0 min |   Total Imp(%)=  70.00   Dir. Conn.(%)=  70.00
--------------------
                             IMPERVIOUS    PERVIOUS (i)
     Surface Area     (ha)=       0.10         0.04
     Dep. Storage     (mm)=       1.00         5.00
     Average Slope     (%)=       1.00         2.00
     Length            (m)=      31.30        40.00
     Mannings n           =      0.013        0.250

         NOTE:  RAINFALL WAS TRANSFORMED TO   1.0 MIN. TIME STEP.


                              ---- TRANSFORMED HYETOGRAPH ----
                TIME    RAIN |  TIME    RAIN |'  TIME    RAIN |  TIME    RAIN
                 hrs   mm/hr |   hrs   mm/hr |'   hrs   mm/hr |   hrs   mm/hr
               0.017    2.45 | 3.017    3.92 | 6.017   17.66 |  9.02    3.43
```

VO6 Model Output Post-development Condition

0.033	2.45	3.033	3.92	6.033	17.66	9.03	3.43
0.050	2.45	3.050	3.92	6.050	17.66	9.05	3.43
0.067	2.45	3.067	3.92	6.067	17.66	9.07	3.43
0.083	2.45	3.083	3.92	6.083	17.66	9.08	3.43
0.100	2.45	3.100	3.92	6.100	17.66	9.10	3.43
0.117	2.45	3.117	3.92	6.117	17.66	9.12	3.43
0.133	2.45	3.133	3.92	6.133	17.66	9.13	3.43
0.150	2.45	3.150	3.92	6.150	17.66	9.15	3.43
0.167	2.45	3.167	3.92	6.167	17.66	9.17	3.43
0.183	2.45	3.183	3.92	6.183	17.66	9.18	3.43
0.200	2.45	3.200	3.92	6.200	17.66	9.20	3.43
0.217	2.45	3.217	3.92	6.217	17.66	9.22	3.43
0.233	2.45	3.233	3.92	6.233	17.66	9.23	3.43
0.250	2.45	3.250	3.92	6.250	17.66	9.25	3.43
0.267	2.45	3.267	3.92	6.267	17.66	9.27	3.43
0.283	2.45	3.283	3.92	6.283	17.66	9.28	3.43
0.300	2.45	3.300	3.92	6.300	17.66	9.30	3.43
0.317	2.45	3.317	3.92	6.317	17.66	9.32	3.43
0.333	2.45	3.333	3.92	6.333	17.66	9.33	3.43
0.350	2.45	3.350	3.92	6.350	17.66	9.35	3.43
0.367	2.45	3.367	3.92	6.367	17.66	9.37	3.43
0.383	2.45	3.383	3.92	6.383	17.66	9.38	3.43
0.400	2.45	3.400	3.92	6.400	17.66	9.40	3.43
0.417	2.45	3.417	3.92	6.417	17.66	9.42	3.43
0.433	2.45	3.433	3.92	6.433	17.66	9.43	3.43
0.450	2.45	3.450	3.92	6.450	17.66	9.45	3.43
0.467	2.45	3.467	3.92	6.467	17.66	9.47	3.43
0.483	2.45	3.483	3.92	6.483	17.66	9.48	3.43
0.500	2.45	3.500	3.92	6.500	17.65	9.50	3.43
0.517	2.45	3.517	3.92	6.517	7.85	9.52	3.43
0.533	2.45	3.533	3.92	6.533	7.85	9.53	3.43
0.550	2.45	3.550	3.92	6.550	7.85	9.55	3.43
0.567	2.45	3.567	3.92	6.567	7.85	9.57	3.43
0.583	2.45	3.583	3.92	6.583	7.85	9.58	3.43
0.600	2.45	3.600	3.92	6.600	7.85	9.60	3.43
0.617	2.45	3.617	3.92	6.617	7.85	9.62	3.43
0.633	2.45	3.633	3.92	6.633	7.85	9.63	3.43
0.650	2.45	3.650	3.92	6.650	7.85	9.65	3.43
0.667	2.45	3.667	3.92	6.667	7.85	9.67	3.43
0.683	2.45	3.683	3.92	6.683	7.85	9.68	3.43
0.700	2.45	3.700	3.92	6.700	7.85	9.70	3.43
0.717	2.45	3.717	3.92	6.717	7.85	9.72	3.43
0.733	2.45	3.733	3.92	6.733	7.85	9.73	3.43
0.750	2.45	3.750	3.92	6.750	7.85	9.75	3.43
0.767	2.45	3.767	3.92	6.767	7.85	9.77	3.43
0.783	2.45	3.783	3.92	6.783	7.85	9.78	3.43
0.800	2.45	3.800	3.92	6.800	7.85	9.80	3.43

VO6 Model Output Post-development Condition

0.817	2.45	3.817	3.92	6.817	7.85	9.82	3.43
0.833	2.45	3.833	3.92	6.833	7.85	9.83	3.43
0.850	2.45	3.850	3.92	6.850	7.85	9.85	3.43
0.867	2.45	3.867	3.92	6.867	7.85	9.87	3.43
0.883	2.45	3.883	3.92	6.883	7.85	9.88	3.43
0.900	2.45	3.900	3.92	6.900	7.85	9.90	3.43
0.917	2.45	3.917	3.92	6.917	7.85	9.92	3.43
0.933	2.45	3.933	3.92	6.933	7.85	9.93	3.43
0.950	2.45	3.950	3.92	6.950	7.85	9.95	3.43
0.967	2.45	3.967	3.92	6.967	7.85	9.97	3.43
0.983	2.45	3.983	3.92	6.983	7.85	9.98	3.43
1.000	2.45	4.000	3.92	7.000	7.85	10.00	3.43
1.017	2.45	4.017	5.89	7.017	7.85	10.02	1.96
1.033	2.45	4.033	5.89	7.033	7.85	10.03	1.96
1.050	2.45	4.050	5.89	7.050	7.85	10.05	1.96
1.067	2.45	4.067	5.89	7.067	7.85	10.07	1.96
1.083	2.45	4.083	5.89	7.083	7.85	10.08	1.96
1.100	2.45	4.100	5.89	7.100	7.85	10.10	1.96
1.117	2.45	4.117	5.89	7.117	7.85	10.12	1.96
1.133	2.45	4.133	5.89	7.133	7.85	10.13	1.96
1.150	2.45	4.150	5.89	7.150	7.85	10.15	1.96
1.167	2.45	4.167	5.89	7.167	7.85	10.17	1.96
1.183	2.45	4.183	5.89	7.183	7.85	10.18	1.96
1.200	2.45	4.200	5.89	7.200	7.85	10.20	1.96
1.217	2.45	4.217	5.89	7.217	7.85	10.22	1.96
1.233	2.45	4.233	5.89	7.233	7.85	10.23	1.96
1.250	2.45	4.250	5.89	7.250	7.85	10.25	1.96
1.267	2.45	4.267	5.89	7.267	7.85	10.27	1.96
1.283	2.45	4.283	5.89	7.283	7.85	10.28	1.96
1.300	2.45	4.300	5.89	7.300	7.85	10.30	1.96
1.317	2.45	4.317	5.89	7.317	7.85	10.32	1.96
1.333	2.45	4.333	5.89	7.333	7.85	10.33	1.96
1.350	2.45	4.350	5.89	7.350	7.85	10.35	1.96
1.367	2.45	4.367	5.89	7.367	7.85	10.37	1.96
1.383	2.45	4.383	5.89	7.383	7.85	10.38	1.96
1.400	2.45	4.400	5.89	7.400	7.85	10.40	1.96
1.417	2.45	4.417	5.89	7.417	7.85	10.42	1.96
1.433	2.45	4.433	5.89	7.433	7.85	10.43	1.96
1.450	2.45	4.450	5.89	7.450	7.85	10.45	1.96
1.467	2.45	4.467	5.89	7.467	7.85	10.47	1.96
1.483	2.45	4.483	5.89	7.483	7.85	10.48	1.96
1.500	2.45	4.500	5.89	7.500	7.85	10.50	1.96
1.517	2.45	4.517	7.85	7.517	5.89	10.52	1.96
1.533	2.45	4.533	7.85	7.533	5.89	10.53	1.96
1.550	2.45	4.550	7.85	7.550	5.89	10.55	1.96
1.567	2.45	4.567	7.85	7.567	5.89	10.57	1.96
1.583	2.45	4.583	7.85	7.583	5.89	10.58	1.96

VO6 Model Output Post-development Condition

1.600	2.45	4.600	7.85	7.600	5.89	10.60	1.96
1.617	2.45	4.617	7.85	7.617	5.89	10.62	1.96
1.633	2.45	4.633	7.85	7.633	5.89	10.63	1.96
1.650	2.45	4.650	7.85	7.650	5.89	10.65	1.96
1.667	2.45	4.667	7.85	7.667	5.89	10.67	1.96
1.683	2.45	4.683	7.85	7.683	5.89	10.68	1.96
1.700	2.45	4.700	7.85	7.700	5.89	10.70	1.96
1.717	2.45	4.717	7.85	7.717	5.89	10.72	1.96
1.733	2.45	4.733	7.85	7.733	5.89	10.73	1.96
1.750	2.45	4.750	7.85	7.750	5.89	10.75	1.96
1.767	2.45	4.767	7.85	7.767	5.89	10.77	1.96
1.783	2.45	4.783	7.85	7.783	5.89	10.78	1.96
1.800	2.45	4.800	7.85	7.800	5.89	10.80	1.96
1.817	2.45	4.817	7.85	7.817	5.89	10.82	1.96
1.833	2.45	4.833	7.85	7.833	5.89	10.83	1.96
1.850	2.45	4.850	7.85	7.850	5.89	10.85	1.96
1.867	2.45	4.867	7.85	7.867	5.89	10.87	1.96
1.883	2.45	4.883	7.85	7.883	5.89	10.88	1.96
1.900	2.45	4.900	7.85	7.900	5.89	10.90	1.96
1.917	2.45	4.917	7.85	7.917	5.89	10.92	1.96
1.933	2.45	4.933	7.85	7.933	5.89	10.93	1.96
1.950	2.45	4.950	7.85	7.950	5.89	10.95	1.96
1.967	2.45	4.967	7.85	7.967	5.89	10.97	1.96
1.983	2.45	4.983	7.85	7.983	5.89	10.98	1.96
2.000	2.45	5.000	7.85	8.000	5.88	11.00	1.96
2.017	2.94	5.017	11.78	8.017	3.43	11.02	1.96
2.033	2.94	5.033	11.78	8.033	3.43	11.03	1.96
2.050	2.94	5.050	11.78	8.050	3.43	11.05	1.96
2.067	2.94	5.067	11.78	8.067	3.43	11.07	1.96
2.083	2.94	5.083	11.78	8.083	3.43	11.08	1.96
2.100	2.94	5.100	11.78	8.100	3.43	11.10	1.96
2.117	2.94	5.117	11.78	8.117	3.43	11.12	1.96
2.133	2.94	5.133	11.78	8.133	3.43	11.13	1.96
2.150	2.94	5.150	11.78	8.150	3.43	11.15	1.96
2.167	2.94	5.167	11.78	8.167	3.43	11.17	1.96
2.183	2.94	5.183	11.78	8.183	3.43	11.18	1.96
2.200	2.94	5.200	11.78	8.200	3.43	11.20	1.96
2.217	2.94	5.217	11.78	8.217	3.43	11.22	1.96
2.233	2.94	5.233	11.78	8.233	3.43	11.23	1.96
2.250	2.94	5.250	11.78	8.250	3.43	11.25	1.96
2.267	2.94	5.267	11.78	8.267	3.43	11.27	1.96
2.283	2.94	5.283	11.78	8.283	3.43	11.28	1.96
2.300	2.94	5.300	11.78	8.300	3.43	11.30	1.96
2.317	2.94	5.317	11.78	8.317	3.43	11.32	1.96
2.333	2.94	5.333	11.78	8.333	3.43	11.33	1.96
2.350	2.94	5.350	11.78	8.350	3.43	11.35	1.96
2.367	2.94	5.367	11.78	8.367	3.43	11.37	1.96

VO6 Model Output Post-development Condition

2.383	2.94	5.383	11.78	8.383	3.43	11.38	1.96
2.400	2.94	5.400	11.78	8.400	3.43	11.40	1.96
2.417	2.94	5.417	11.78	8.417	3.43	11.42	1.96
2.433	2.94	5.433	11.78	8.433	3.43	11.43	1.96
2.450	2.94	5.450	11.78	8.450	3.43	11.45	1.96
2.467	2.94	5.467	11.78	8.467	3.43	11.47	1.96
2.483	2.94	5.483	11.78	8.483	3.43	11.48	1.96
2.500	2.94	5.500	11.81	8.500	3.43	11.50	1.96
2.517	2.94	5.517	47.10	8.517	3.43	11.52	1.96
2.533	2.94	5.533	47.10	8.533	3.43	11.53	1.96
2.550	2.94	5.550	47.10	8.550	3.43	11.55	1.96
2.567	2.94	5.567	47.10	8.567	3.43	11.57	1.96
2.583	2.94	5.583	47.10	8.583	3.43	11.58	1.96
2.600	2.94	5.600	47.10	8.600	3.43	11.60	1.96
2.617	2.94	5.617	47.10	8.617	3.43	11.62	1.96
2.633	2.94	5.633	47.10	8.633	3.43	11.63	1.96
2.650	2.94	5.650	47.10	8.650	3.43	11.65	1.96
2.667	2.94	5.667	47.10	8.667	3.43	11.67	1.96
2.683	2.94	5.683	47.10	8.683	3.43	11.68	1.96
2.700	2.94	5.700	47.10	8.700	3.43	11.70	1.96
2.717	2.94	5.717	47.10	8.717	3.43	11.72	1.96
2.733	2.94	5.733	47.10	8.733	3.43	11.73	1.96
2.750	2.94	5.750	47.18	8.750	3.43	11.75	1.96
2.767	2.94	5.767	112.18	8.767	3.43	11.77	1.96
2.783	2.94	5.783	112.18	8.783	3.43	11.78	1.96
2.800	2.94	5.800	112.18	8.800	3.43	11.80	1.96
2.817	2.94	5.817	112.18	8.817	3.43	11.82	1.96
2.833	2.94	5.833	112.28	8.833	3.43	11.83	1.96
2.850	2.94	5.850	195.31	8.850	3.43	11.85	1.96
2.867	2.94	5.867	195.31	8.867	3.43	11.87	1.96
2.883	2.94	5.883	195.31	8.883	3.43	11.88	1.96
2.900	2.94	5.900	195.31	8.900	3.43	11.90	1.96
2.917	2.94	5.917	195.16	8.917	3.43	11.92	1.96
2.933	2.94	5.933	81.10	8.933	3.43	11.93	1.96
2.950	2.94	5.950	81.10	8.950	3.43	11.95	1.96
2.967	2.94	5.967	81.10	8.967	3.43	11.97	1.96
2.983	2.94	5.983	81.10	8.983	3.43	11.98	1.96
3.000	2.94	6.000	81.01	9.000	3.43	12.00	1.96

```
Max.Eff.Inten.(mm/hr)=     195.28       120.04
           over (min)        5.00         5.00
Storage Coeff.  (min)=       0.97 (ii)    4.82 (ii)
Unit Hyd. Tpeak (min)=       5.00         5.00
Unit Hyd. peak  (cms)=       0.48         0.23
                                                        *TOTALS*
PEAK FLOW       (cms)=       0.05         0.01           0.066 (iii)
TIME TO PEAK    (hrs)=       5.93         5.95            5.93
```

VO6 Model Output Post-development Condition

RUNOFF VOLUME (mm)=	98.11	67.07	88.78
TOTAL RAINFALL (mm)=	99.11	99.11	99.11
RUNOFF COEFFICIENT =	0.99	0.68	0.90

(i) CN PROCEDURE SELECTED FOR PERVIOUS LOSSES:
CN* = 87.0 Ia = Dep. Storage (Above)
(ii) TIME STEP (DT) SHOULD BE SMALLER OR EQUAL
THAN THE STORAGE COEFFICIENT.
(iii) PEAK FLOW DOES NOT INCLUDE BASEFLOW IF ANY.

```
--------------------------------------------------------------------------------
--------------------
| CALIB            |
| STANDHYD (  0202)|   Area    (ha)=   0.31
|ID= 1 DT= 1.0 min |   Total Imp(%)=  85.00   Dir. Conn.(%)=  85.00
--------------------
```

		IMPERVIOUS	PERVIOUS (i)
Surface Area	(ha)=	0.26	0.05
Dep. Storage	(mm)=	1.00	5.00
Average Slope	(%)=	1.00	2.00
Length	(m)=	45.09	40.00
Mannings n	=	0.013	0.250

NOTE: RAINFALL WAS TRANSFORMED TO 1.0 MIN. TIME STEP.

---- TRANSFORMED HYETOGRAPH ----

TIME hrs	RAIN mm/hr	TIME hrs	RAIN mm/hr	TIME hrs	RAIN mm/hr	TIME hrs	RAIN mm/hr
0.017	2.45	3.017	3.92	6.017	17.66	9.02	3.43
0.033	2.45	3.033	3.92	6.033	17.66	9.03	3.43
0.050	2.45	3.050	3.92	6.050	17.66	9.05	3.43
0.067	2.45	3.067	3.92	6.067	17.66	9.07	3.43
0.083	2.45	3.083	3.92	6.083	17.66	9.08	3.43
0.100	2.45	3.100	3.92	6.100	17.66	9.10	3.43
0.117	2.45	3.117	3.92	6.117	17.66	9.12	3.43
0.133	2.45	3.133	3.92	6.133	17.66	9.13	3.43
0.150	2.45	3.150	3.92	6.150	17.66	9.15	3.43
0.167	2.45	3.167	3.92	6.167	17.66	9.17	3.43
0.183	2.45	3.183	3.92	6.183	17.66	9.18	3.43
0.200	2.45	3.200	3.92	6.200	17.66	9.20	3.43
0.217	2.45	3.217	3.92	6.217	17.66	9.22	3.43
0.233	2.45	3.233	3.92	6.233	17.66	9.23	3.43
0.250	2.45	3.250	3.92	6.250	17.66	9.25	3.43
0.267	2.45	3.267	3.92	6.267	17.66	9.27	3.43

VO6 Model Output Post-development Condition

0.283	2.45	3.283	3.92	6.283	17.66	9.28	3.43
0.300	2.45	3.300	3.92	6.300	17.66	9.30	3.43
0.317	2.45	3.317	3.92	6.317	17.66	9.32	3.43
0.333	2.45	3.333	3.92	6.333	17.66	9.33	3.43
0.350	2.45	3.350	3.92	6.350	17.66	9.35	3.43
0.367	2.45	3.367	3.92	6.367	17.66	9.37	3.43
0.383	2.45	3.383	3.92	6.383	17.66	9.38	3.43
0.400	2.45	3.400	3.92	6.400	17.66	9.40	3.43
0.417	2.45	3.417	3.92	6.417	17.66	9.42	3.43
0.433	2.45	3.433	3.92	6.433	17.66	9.43	3.43
0.450	2.45	3.450	3.92	6.450	17.66	9.45	3.43
0.467	2.45	3.467	3.92	6.467	17.66	9.47	3.43
0.483	2.45	3.483	3.92	6.483	17.66	9.48	3.43
0.500	2.45	3.500	3.92	6.500	17.65	9.50	3.43
0.517	2.45	3.517	3.92	6.517	7.85	9.52	3.43
0.533	2.45	3.533	3.92	6.533	7.85	9.53	3.43
0.550	2.45	3.550	3.92	6.550	7.85	9.55	3.43
0.567	2.45	3.567	3.92	6.567	7.85	9.57	3.43
0.583	2.45	3.583	3.92	6.583	7.85	9.58	3.43
0.600	2.45	3.600	3.92	6.600	7.85	9.60	3.43
0.617	2.45	3.617	3.92	6.617	7.85	9.62	3.43
0.633	2.45	3.633	3.92	6.633	7.85	9.63	3.43
0.650	2.45	3.650	3.92	6.650	7.85	9.65	3.43
0.667	2.45	3.667	3.92	6.667	7.85	9.67	3.43
0.683	2.45	3.683	3.92	6.683	7.85	9.68	3.43
0.700	2.45	3.700	3.92	6.700	7.85	9.70	3.43
0.717	2.45	3.717	3.92	6.717	7.85	9.72	3.43
0.733	2.45	3.733	3.92	6.733	7.85	9.73	3.43
0.750	2.45	3.750	3.92	6.750	7.85	9.75	3.43
0.767	2.45	3.767	3.92	6.767	7.85	9.77	3.43
0.783	2.45	3.783	3.92	6.783	7.85	9.78	3.43
0.800	2.45	3.800	3.92	6.800	7.85	9.80	3.43
0.817	2.45	3.817	3.92	6.817	7.85	9.82	3.43
0.833	2.45	3.833	3.92	6.833	7.85	9.83	3.43
0.850	2.45	3.850	3.92	6.850	7.85	9.85	3.43
0.867	2.45	3.867	3.92	6.867	7.85	9.87	3.43
0.883	2.45	3.883	3.92	6.883	7.85	9.88	3.43
0.900	2.45	3.900	3.92	6.900	7.85	9.90	3.43
0.917	2.45	3.917	3.92	6.917	7.85	9.92	3.43
0.933	2.45	3.933	3.92	6.933	7.85	9.93	3.43
0.950	2.45	3.950	3.92	6.950	7.85	9.95	3.43
0.967	2.45	3.967	3.92	6.967	7.85	9.97	3.43
0.983	2.45	3.983	3.92	6.983	7.85	9.98	3.43
1.000	2.45	4.000	3.92	7.000	7.85	10.00	3.43
1.017	2.45	4.017	5.89	7.017	7.85	10.02	1.96
1.033	2.45	4.033	5.89	7.033	7.85	10.03	1.96
1.050	2.45	4.050	5.89	7.050	7.85	10.05	1.96

VO6 Model Output Post-development Condition

1.067	2.45	4.067	5.89	7.067	7.85	10.07	1.96
1.083	2.45	4.083	5.89	7.083	7.85	10.08	1.96
1.100	2.45	4.100	5.89	7.100	7.85	10.10	1.96
1.117	2.45	4.117	5.89	7.117	7.85	10.12	1.96
1.133	2.45	4.133	5.89	7.133	7.85	10.13	1.96
1.150	2.45	4.150	5.89	7.150	7.85	10.15	1.96
1.167	2.45	4.167	5.89	7.167	7.85	10.17	1.96
1.183	2.45	4.183	5.89	7.183	7.85	10.18	1.96
1.200	2.45	4.200	5.89	7.200	7.85	10.20	1.96
1.217	2.45	4.217	5.89	7.217	7.85	10.22	1.96
1.233	2.45	4.233	5.89	7.233	7.85	10.23	1.96
1.250	2.45	4.250	5.89	7.250	7.85	10.25	1.96
1.267	2.45	4.267	5.89	7.267	7.85	10.27	1.96
1.283	2.45	4.283	5.89	7.283	7.85	10.28	1.96
1.300	2.45	4.300	5.89	7.300	7.85	10.30	1.96
1.317	2.45	4.317	5.89	7.317	7.85	10.32	1.96
1.333	2.45	4.333	5.89	7.333	7.85	10.33	1.96
1.350	2.45	4.350	5.89	7.350	7.85	10.35	1.96
1.367	2.45	4.367	5.89	7.367	7.85	10.37	1.96
1.383	2.45	4.383	5.89	7.383	7.85	10.38	1.96
1.400	2.45	4.400	5.89	7.400	7.85	10.40	1.96
1.417	2.45	4.417	5.89	7.417	7.85	10.42	1.96
1.433	2.45	4.433	5.89	7.433	7.85	10.43	1.96
1.450	2.45	4.450	5.89	7.450	7.85	10.45	1.96
1.467	2.45	4.467	5.89	7.467	7.85	10.47	1.96
1.483	2.45	4.483	5.89	7.483	7.85	10.48	1.96
1.500	2.45	4.500	5.89	7.500	7.85	10.50	1.96
1.517	2.45	4.517	7.85	7.517	5.89	10.52	1.96
1.533	2.45	4.533	7.85	7.533	5.89	10.53	1.96
1.550	2.45	4.550	7.85	7.550	5.89	10.55	1.96
1.567	2.45	4.567	7.85	7.567	5.89	10.57	1.96
1.583	2.45	4.583	7.85	7.583	5.89	10.58	1.96
1.600	2.45	4.600	7.85	7.600	5.89	10.60	1.96
1.617	2.45	4.617	7.85	7.617	5.89	10.62	1.96
1.633	2.45	4.633	7.85	7.633	5.89	10.63	1.96
1.650	2.45	4.650	7.85	7.650	5.89	10.65	1.96
1.667	2.45	4.667	7.85	7.667	5.89	10.67	1.96
1.683	2.45	4.683	7.85	7.683	5.89	10.68	1.96
1.700	2.45	4.700	7.85	7.700	5.89	10.70	1.96
1.717	2.45	4.717	7.85	7.717	5.89	10.72	1.96
1.733	2.45	4.733	7.85	7.733	5.89	10.73	1.96
1.750	2.45	4.750	7.85	7.750	5.89	10.75	1.96
1.767	2.45	4.767	7.85	7.767	5.89	10.77	1.96
1.783	2.45	4.783	7.85	7.783	5.89	10.78	1.96
1.800	2.45	4.800	7.85	7.800	5.89	10.80	1.96
1.817	2.45	4.817	7.85	7.817	5.89	10.82	1.96
1.833	2.45	4.833	7.85	7.833	5.89	10.83	1.96

VO6 Model Output Post-development Condition

1.850	2.45	4.850	7.85	7.850	5.89	10.85	1.96
1.867	2.45	4.867	7.85	7.867	5.89	10.87	1.96
1.883	2.45	4.883	7.85	7.883	5.89	10.88	1.96
1.900	2.45	4.900	7.85	7.900	5.89	10.90	1.96
1.917	2.45	4.917	7.85	7.917	5.89	10.92	1.96
1.933	2.45	4.933	7.85	7.933	5.89	10.93	1.96
1.950	2.45	4.950	7.85	7.950	5.89	10.95	1.96
1.967	2.45	4.967	7.85	7.967	5.89	10.97	1.96
1.983	2.45	4.983	7.85	7.983	5.89	10.98	1.96
2.000	2.45	5.000	7.85	8.000	5.88	11.00	1.96
2.017	2.94	5.017	11.78	8.017	3.43	11.02	1.96
2.033	2.94	5.033	11.78	8.033	3.43	11.03	1.96
2.050	2.94	5.050	11.78	8.050	3.43	11.05	1.96
2.067	2.94	5.067	11.78	8.067	3.43	11.07	1.96
2.083	2.94	5.083	11.78	8.083	3.43	11.08	1.96
2.100	2.94	5.100	11.78	8.100	3.43	11.10	1.96
2.117	2.94	5.117	11.78	8.117	3.43	11.12	1.96
2.133	2.94	5.133	11.78	8.133	3.43	11.13	1.96
2.150	2.94	5.150	11.78	8.150	3.43	11.15	1.96
2.167	2.94	5.167	11.78	8.167	3.43	11.17	1.96
2.183	2.94	5.183	11.78	8.183	3.43	11.18	1.96
2.200	2.94	5.200	11.78	8.200	3.43	11.20	1.96
2.217	2.94	5.217	11.78	8.217	3.43	11.22	1.96
2.233	2.94	5.233	11.78	8.233	3.43	11.23	1.96
2.250	2.94	5.250	11.78	8.250	3.43	11.25	1.96
2.267	2.94	5.267	11.78	8.267	3.43	11.27	1.96
2.283	2.94	5.283	11.78	8.283	3.43	11.28	1.96
2.300	2.94	5.300	11.78	8.300	3.43	11.30	1.96
2.317	2.94	5.317	11.78	8.317	3.43	11.32	1.96
2.333	2.94	5.333	11.78	8.333	3.43	11.33	1.96
2.350	2.94	5.350	11.78	8.350	3.43	11.35	1.96
2.367	2.94	5.367	11.78	8.367	3.43	11.37	1.96
2.383	2.94	5.383	11.78	8.383	3.43	11.38	1.96
2.400	2.94	5.400	11.78	8.400	3.43	11.40	1.96
2.417	2.94	5.417	11.78	8.417	3.43	11.42	1.96
2.433	2.94	5.433	11.78	8.433	3.43	11.43	1.96
2.450	2.94	5.450	11.78	8.450	3.43	11.45	1.96
2.467	2.94	5.467	11.78	8.467	3.43	11.47	1.96
2.483	2.94	5.483	11.78	8.483	3.43	11.48	1.96
2.500	2.94	5.500	11.81	8.500	3.43	11.50	1.96
2.517	2.94	5.517	47.10	8.517	3.43	11.52	1.96
2.533	2.94	5.533	47.10	8.533	3.43	11.53	1.96
2.550	2.94	5.550	47.10	8.550	3.43	11.55	1.96
2.567	2.94	5.567	47.10	8.567	3.43	11.57	1.96
2.583	2.94	5.583	47.10	8.583	3.43	11.58	1.96
2.600	2.94	5.600	47.10	8.600	3.43	11.60	1.96
2.617	2.94	5.617	47.10	8.617	3.43	11.62	1.96

VO6 Model Output Post-development Condition

2.633	2.94	5.633	47.10	8.633	3.43	11.63	1.96
2.650	2.94	5.650	47.10	8.650	3.43	11.65	1.96
2.667	2.94	5.667	47.10	8.667	3.43	11.67	1.96
2.683	2.94	5.683	47.10	8.683	3.43	11.68	1.96
2.700	2.94	5.700	47.10	8.700	3.43	11.70	1.96
2.717	2.94	5.717	47.10	8.717	3.43	11.72	1.96
2.733	2.94	5.733	47.10	8.733	3.43	11.73	1.96
2.750	2.94	5.750	47.18	8.750	3.43	11.75	1.96
2.767	2.94	5.767	112.18	8.767	3.43	11.77	1.96
2.783	2.94	5.783	112.18	8.783	3.43	11.78	1.96
2.800	2.94	5.800	112.18	8.800	3.43	11.80	1.96
2.817	2.94	5.817	112.18	8.817	3.43	11.82	1.96
2.833	2.94	5.833	112.28	8.833	3.43	11.83	1.96
2.850	2.94	5.850	195.31	8.850	3.43	11.85	1.96
2.867	2.94	5.867	195.31	8.867	3.43	11.87	1.96
2.883	2.94	5.883	195.31	8.883	3.43	11.88	1.96
2.900	2.94	5.900	195.31	8.900	3.43	11.90	1.96
2.917	2.94	5.917	195.16	8.917	3.43	11.92	1.96
2.933	2.94	5.933	81.10	8.933	3.43	11.93	1.96
2.950	2.94	5.950	81.10	8.950	3.43	11.95	1.96
2.967	2.94	5.967	81.10	8.967	3.43	11.97	1.96
2.983	2.94	5.983	81.10	8.983	3.43	11.98	1.96
3.000	2.94	6.000	81.01	9.000	3.43	12.00	1.96

```
Max.Eff.Inten.(mm/hr)=     195.28       120.04
           over (min)        5.00         4.00
Storage Coeff.  (min)=       1.21 (ii)    3.91 (ii)
Unit Hyd. Tpeak (min)=       5.00         4.00
Unit Hyd. peak  (cms)=       0.45         0.29
                                                        *TOTALS*
PEAK FLOW       (cms)=       0.13         0.02           0.146 (iii)
TIME TO PEAK    (hrs)=       5.93         5.93            5.93
RUNOFF VOLUME    (mm)=      98.11        67.07           93.45
TOTAL RAINFALL   (mm)=      99.11        99.11           99.11
RUNOFF COEFFICIENT   =       0.99         0.68            0.94


  (i) CN PROCEDURE SELECTED FOR PERVIOUS LOSSES:
       CN*  =  87.0    Ia = Dep. Storage  (Above)
 (ii) TIME STEP (DT) SHOULD BE SMALLER OR EQUAL
      THAN THE STORAGE COEFFICIENT.
(iii) PEAK FLOW DOES NOT INCLUDE BASEFLOW IF ANY.

--------------------------------------------------------------------------------
--------------------
| RESERVOIR(  2021)|     OVERFLOW IS OFF
| IN= 2---> OUT= 1 |
```

```
                    VO6 Model Output Post-development Condition
| DT=  1.0 min      |     OUTFLOW    STORAGE   |  OUTFLOW    STORAGE
--------------------      (cms)     (ha.m.)   |   (cms)     (ha.m.)
                          0.0000     0.0000   |   0.0370      0.0120

                                AREA     QPEAK     TPEAK       R.V.
                                (ha)     (cms)     (hrs)       (mm)
   INFLOW : ID= 2 (  0202)      0.305      0.146      5.93      93.45
   OUTFLOW: ID= 1 (  2021)      0.305      0.035      6.07      93.19

                  PEAK   FLOW   REDUCTION [Qout/Qin](%)= 24.13
                  TIME SHIFT OF PEAK FLOW         (min)=  8.00
                  MAXIMUM  STORAGE   USED       (ha.m.)=  0.0115

--------------------------------------------------------------------------------

--------------------
| ADD HYD  (  1090)|
|   1 +  2 =  3    |         AREA    QPEAK    TPEAK     R.V.
--------------------         (ha)    (cms)    (hrs)     (mm)
        ID1= 1 (  2011):     0.50   0.059     6.05    93.29
      + ID2= 2 (  2021):     0.31   0.035     6.07    93.19
        ====================================================
        ID = 3 (  1090):     0.80   0.094     6.07    93.25

     NOTE:  PEAK FLOWS DO NOT INCLUDE BASEFLOWS IF ANY.
--------------------------------------------------------------------------------

--------------------
| ADD HYD  (  1090)|
|   3 +  2 =  1    |         AREA    QPEAK    TPEAK     R.V.
--------------------         (ha)    (cms)    (hrs)     (mm)
        ID1= 3 (  1090):     0.80   0.094     6.07    93.25
      + ID2= 2 (  0205):     0.20   0.088     5.93    88.79
        ====================================================
        ID = 1 (  1090):     1.00   0.164     5.95    92.37

     NOTE:  PEAK FLOWS DO NOT INCLUDE BASEFLOWS IF ANY.
--------------------------------------------------------------------------------

--------------------
| ADD HYD  (  1090)|
|   1 +  2 =  3    |         AREA    QPEAK    TPEAK     R.V.
--------------------         (ha)    (cms)    (hrs)     (mm)
        ID1= 1 (  1090):     1.00   0.164     5.95    92.37
      + ID2= 2 (  0207):     0.15   0.066     5.93    88.78
        ====================================================
        ID = 3 (  1090):     1.14   0.228     5.95    91.91
```

VO6 Model Output Post-development Condition

```
     NOTE:  PEAK FLOWS DO NOT INCLUDE BASEFLOWS IF ANY.
--------------------------------------------------------------------------------

--------------------
| ADD HYD  (  1090)|
|   3 +  2 =  1    |          AREA    QPEAK    TPEAK     R.V.
--------------------          (ha)    (cms)    (hrs)     (mm)
        ID1= 3 (  1090):     1.14   0.228     5.95    91.91
      + ID2= 2 (  2142):     0.07   0.015     5.80    95.93
        ====================================================
        ID = 1 (  1090):     1.21   0.243     5.95    92.14

     NOTE:  PEAK FLOWS DO NOT INCLUDE BASEFLOWS IF ANY.
--------------------------------------------------------------------------------
--------------------
| CALIB            |
| STANDHYD (  0208)|   Area    (ha)=   0.20
|ID= 1 DT= 1.0 min |   Total Imp(%)=  70.00   Dir. Conn.(%)=  70.00
--------------------
                              IMPERVIOUS    PERVIOUS (i)
     Surface Area     (ha)=       0.14         0.06
     Dep. Storage     (mm)=       1.00         5.00
     Average Slope     (%)=       1.00         2.00
     Length            (m)=      36.15        40.00
     Mannings n           =      0.013        0.250

         NOTE:  RAINFALL WAS TRANSFORMED TO   1.0 MIN. TIME STEP.


                          ---- TRANSFORMED HYETOGRAPH ----
              TIME    RAIN |  TIME    RAIN |'  TIME    RAIN |  TIME    RAIN
               hrs   mm/hr |   hrs   mm/hr |'   hrs   mm/hr |   hrs   mm/hr
             0.017    2.45 | 3.017    3.92 | 6.017   17.66 |  9.02    3.43
             0.033    2.45 | 3.033    3.92 | 6.033   17.66 |  9.03    3.43
             0.050    2.45 | 3.050    3.92 | 6.050   17.66 |  9.05    3.43
             0.067    2.45 | 3.067    3.92 | 6.067   17.66 |  9.07    3.43
             0.083    2.45 | 3.083    3.92 | 6.083   17.66 |  9.08    3.43
             0.100    2.45 | 3.100    3.92 | 6.100   17.66 |  9.10    3.43
             0.117    2.45 | 3.117    3.92 | 6.117   17.66 |  9.12    3.43
             0.133    2.45 | 3.133    3.92 | 6.133   17.66 |  9.13    3.43
             0.150    2.45 | 3.150    3.92 | 6.150   17.66 |  9.15    3.43
             0.167    2.45 | 3.167    3.92 | 6.167   17.66 |  9.17    3.43
             0.183    2.45 | 3.183    3.92 | 6.183   17.66 |  9.18    3.43
             0.200    2.45 | 3.200    3.92 | 6.200   17.66 |  9.20    3.43
             0.217    2.45 | 3.217    3.92 | 6.217   17.66 |  9.22    3.43
             0.233    2.45 | 3.233    3.92 | 6.233   17.66 |  9.23    3.43
```

VO6 Model Output Post-development Condition

0.250	2.45	3.250	3.92	6.250	17.66	9.25	3.43
0.267	2.45	3.267	3.92	6.267	17.66	9.27	3.43
0.283	2.45	3.283	3.92	6.283	17.66	9.28	3.43
0.300	2.45	3.300	3.92	6.300	17.66	9.30	3.43
0.317	2.45	3.317	3.92	6.317	17.66	9.32	3.43
0.333	2.45	3.333	3.92	6.333	17.66	9.33	3.43
0.350	2.45	3.350	3.92	6.350	17.66	9.35	3.43
0.367	2.45	3.367	3.92	6.367	17.66	9.37	3.43
0.383	2.45	3.383	3.92	6.383	17.66	9.38	3.43
0.400	2.45	3.400	3.92	6.400	17.66	9.40	3.43
0.417	2.45	3.417	3.92	6.417	17.66	9.42	3.43
0.433	2.45	3.433	3.92	6.433	17.66	9.43	3.43
0.450	2.45	3.450	3.92	6.450	17.66	9.45	3.43
0.467	2.45	3.467	3.92	6.467	17.66	9.47	3.43
0.483	2.45	3.483	3.92	6.483	17.66	9.48	3.43
0.500	2.45	3.500	3.92	6.500	17.65	9.50	3.43
0.517	2.45	3.517	3.92	6.517	7.85	9.52	3.43
0.533	2.45	3.533	3.92	6.533	7.85	9.53	3.43
0.550	2.45	3.550	3.92	6.550	7.85	9.55	3.43
0.567	2.45	3.567	3.92	6.567	7.85	9.57	3.43
0.583	2.45	3.583	3.92	6.583	7.85	9.58	3.43
0.600	2.45	3.600	3.92	6.600	7.85	9.60	3.43
0.617	2.45	3.617	3.92	6.617	7.85	9.62	3.43
0.633	2.45	3.633	3.92	6.633	7.85	9.63	3.43
0.650	2.45	3.650	3.92	6.650	7.85	9.65	3.43
0.667	2.45	3.667	3.92	6.667	7.85	9.67	3.43
0.683	2.45	3.683	3.92	6.683	7.85	9.68	3.43
0.700	2.45	3.700	3.92	6.700	7.85	9.70	3.43
0.717	2.45	3.717	3.92	6.717	7.85	9.72	3.43
0.733	2.45	3.733	3.92	6.733	7.85	9.73	3.43
0.750	2.45	3.750	3.92	6.750	7.85	9.75	3.43
0.767	2.45	3.767	3.92	6.767	7.85	9.77	3.43
0.783	2.45	3.783	3.92	6.783	7.85	9.78	3.43
0.800	2.45	3.800	3.92	6.800	7.85	9.80	3.43
0.817	2.45	3.817	3.92	6.817	7.85	9.82	3.43
0.833	2.45	3.833	3.92	6.833	7.85	9.83	3.43
0.850	2.45	3.850	3.92	6.850	7.85	9.85	3.43
0.867	2.45	3.867	3.92	6.867	7.85	9.87	3.43
0.883	2.45	3.883	3.92	6.883	7.85	9.88	3.43
0.900	2.45	3.900	3.92	6.900	7.85	9.90	3.43
0.917	2.45	3.917	3.92	6.917	7.85	9.92	3.43
0.933	2.45	3.933	3.92	6.933	7.85	9.93	3.43
0.950	2.45	3.950	3.92	6.950	7.85	9.95	3.43
0.967	2.45	3.967	3.92	6.967	7.85	9.97	3.43
0.983	2.45	3.983	3.92	6.983	7.85	9.98	3.43
1.000	2.45	4.000	3.92	7.000	7.85	10.00	3.43
1.017	2.45	4.017	5.89	7.017	7.85	10.02	1.96

VO6 Model Output Post-development Condition

1.033	2.45	4.033	5.89	7.033	7.85	10.03	1.96
1.050	2.45	4.050	5.89	7.050	7.85	10.05	1.96
1.067	2.45	4.067	5.89	7.067	7.85	10.07	1.96
1.083	2.45	4.083	5.89	7.083	7.85	10.08	1.96
1.100	2.45	4.100	5.89	7.100	7.85	10.10	1.96
1.117	2.45	4.117	5.89	7.117	7.85	10.12	1.96
1.133	2.45	4.133	5.89	7.133	7.85	10.13	1.96
1.150	2.45	4.150	5.89	7.150	7.85	10.15	1.96
1.167	2.45	4.167	5.89	7.167	7.85	10.17	1.96
1.183	2.45	4.183	5.89	7.183	7.85	10.18	1.96
1.200	2.45	4.200	5.89	7.200	7.85	10.20	1.96
1.217	2.45	4.217	5.89	7.217	7.85	10.22	1.96
1.233	2.45	4.233	5.89	7.233	7.85	10.23	1.96
1.250	2.45	4.250	5.89	7.250	7.85	10.25	1.96
1.267	2.45	4.267	5.89	7.267	7.85	10.27	1.96
1.283	2.45	4.283	5.89	7.283	7.85	10.28	1.96
1.300	2.45	4.300	5.89	7.300	7.85	10.30	1.96
1.317	2.45	4.317	5.89	7.317	7.85	10.32	1.96
1.333	2.45	4.333	5.89	7.333	7.85	10.33	1.96
1.350	2.45	4.350	5.89	7.350	7.85	10.35	1.96
1.367	2.45	4.367	5.89	7.367	7.85	10.37	1.96
1.383	2.45	4.383	5.89	7.383	7.85	10.38	1.96
1.400	2.45	4.400	5.89	7.400	7.85	10.40	1.96
1.417	2.45	4.417	5.89	7.417	7.85	10.42	1.96
1.433	2.45	4.433	5.89	7.433	7.85	10.43	1.96
1.450	2.45	4.450	5.89	7.450	7.85	10.45	1.96
1.467	2.45	4.467	5.89	7.467	7.85	10.47	1.96
1.483	2.45	4.483	5.89	7.483	7.85	10.48	1.96
1.500	2.45	4.500	5.89	7.500	7.85	10.50	1.96
1.517	2.45	4.517	7.85	7.517	5.89	10.52	1.96
1.533	2.45	4.533	7.85	7.533	5.89	10.53	1.96
1.550	2.45	4.550	7.85	7.550	5.89	10.55	1.96
1.567	2.45	4.567	7.85	7.567	5.89	10.57	1.96
1.583	2.45	4.583	7.85	7.583	5.89	10.58	1.96
1.600	2.45	4.600	7.85	7.600	5.89	10.60	1.96
1.617	2.45	4.617	7.85	7.617	5.89	10.62	1.96
1.633	2.45	4.633	7.85	7.633	5.89	10.63	1.96
1.650	2.45	4.650	7.85	7.650	5.89	10.65	1.96
1.667	2.45	4.667	7.85	7.667	5.89	10.67	1.96
1.683	2.45	4.683	7.85	7.683	5.89	10.68	1.96
1.700	2.45	4.700	7.85	7.700	5.89	10.70	1.96
1.717	2.45	4.717	7.85	7.717	5.89	10.72	1.96
1.733	2.45	4.733	7.85	7.733	5.89	10.73	1.96
1.750	2.45	4.750	7.85	7.750	5.89	10.75	1.96
1.767	2.45	4.767	7.85	7.767	5.89	10.77	1.96
1.783	2.45	4.783	7.85	7.783	5.89	10.78	1.96
1.800	2.45	4.800	7.85	7.800	5.89	10.80	1.96

VO6 Model Output Post-development Condition

1.817	2.45	4.817	7.85	7.817	5.89	10.82	1.96
1.833	2.45	4.833	7.85	7.833	5.89	10.83	1.96
1.850	2.45	4.850	7.85	7.850	5.89	10.85	1.96
1.867	2.45	4.867	7.85	7.867	5.89	10.87	1.96
1.883	2.45	4.883	7.85	7.883	5.89	10.88	1.96
1.900	2.45	4.900	7.85	7.900	5.89	10.90	1.96
1.917	2.45	4.917	7.85	7.917	5.89	10.92	1.96
1.933	2.45	4.933	7.85	7.933	5.89	10.93	1.96
1.950	2.45	4.950	7.85	7.950	5.89	10.95	1.96
1.967	2.45	4.967	7.85	7.967	5.89	10.97	1.96
1.983	2.45	4.983	7.85	7.983	5.89	10.98	1.96
2.000	2.45	5.000	7.85	8.000	5.88	11.00	1.96
2.017	2.94	5.017	11.78	8.017	3.43	11.02	1.96
2.033	2.94	5.033	11.78	8.033	3.43	11.03	1.96
2.050	2.94	5.050	11.78	8.050	3.43	11.05	1.96
2.067	2.94	5.067	11.78	8.067	3.43	11.07	1.96
2.083	2.94	5.083	11.78	8.083	3.43	11.08	1.96
2.100	2.94	5.100	11.78	8.100	3.43	11.10	1.96
2.117	2.94	5.117	11.78	8.117	3.43	11.12	1.96
2.133	2.94	5.133	11.78	8.133	3.43	11.13	1.96
2.150	2.94	5.150	11.78	8.150	3.43	11.15	1.96
2.167	2.94	5.167	11.78	8.167	3.43	11.17	1.96
2.183	2.94	5.183	11.78	8.183	3.43	11.18	1.96
2.200	2.94	5.200	11.78	8.200	3.43	11.20	1.96
2.217	2.94	5.217	11.78	8.217	3.43	11.22	1.96
2.233	2.94	5.233	11.78	8.233	3.43	11.23	1.96
2.250	2.94	5.250	11.78	8.250	3.43	11.25	1.96
2.267	2.94	5.267	11.78	8.267	3.43	11.27	1.96
2.283	2.94	5.283	11.78	8.283	3.43	11.28	1.96
2.300	2.94	5.300	11.78	8.300	3.43	11.30	1.96
2.317	2.94	5.317	11.78	8.317	3.43	11.32	1.96
2.333	2.94	5.333	11.78	8.333	3.43	11.33	1.96
2.350	2.94	5.350	11.78	8.350	3.43	11.35	1.96
2.367	2.94	5.367	11.78	8.367	3.43	11.37	1.96
2.383	2.94	5.383	11.78	8.383	3.43	11.38	1.96
2.400	2.94	5.400	11.78	8.400	3.43	11.40	1.96
2.417	2.94	5.417	11.78	8.417	3.43	11.42	1.96
2.433	2.94	5.433	11.78	8.433	3.43	11.43	1.96
2.450	2.94	5.450	11.78	8.450	3.43	11.45	1.96
2.467	2.94	5.467	11.78	8.467	3.43	11.47	1.96
2.483	2.94	5.483	11.78	8.483	3.43	11.48	1.96
2.500	2.94	5.500	11.81	8.500	3.43	11.50	1.96
2.517	2.94	5.517	47.10	8.517	3.43	11.52	1.96
2.533	2.94	5.533	47.10	8.533	3.43	11.53	1.96
2.550	2.94	5.550	47.10	8.550	3.43	11.55	1.96
2.567	2.94	5.567	47.10	8.567	3.43	11.57	1.96
2.583	2.94	5.583	47.10	8.583	3.43	11.58	1.96

VO6 Model Output Post-development Condition

2.600	2.94	5.600	47.10	8.600	3.43	11.60	1.96
2.617	2.94	5.617	47.10	8.617	3.43	11.62	1.96
2.633	2.94	5.633	47.10	8.633	3.43	11.63	1.96
2.650	2.94	5.650	47.10	8.650	3.43	11.65	1.96
2.667	2.94	5.667	47.10	8.667	3.43	11.67	1.96
2.683	2.94	5.683	47.10	8.683	3.43	11.68	1.96
2.700	2.94	5.700	47.10	8.700	3.43	11.70	1.96
2.717	2.94	5.717	47.10	8.717	3.43	11.72	1.96
2.733	2.94	5.733	47.10	8.733	3.43	11.73	1.96
2.750	2.94	5.750	47.18	8.750	3.43	11.75	1.96
2.767	2.94	5.767	112.18	8.767	3.43	11.77	1.96
2.783	2.94	5.783	112.18	8.783	3.43	11.78	1.96
2.800	2.94	5.800	112.18	8.800	3.43	11.80	1.96
2.817	2.94	5.817	112.18	8.817	3.43	11.82	1.96
2.833	2.94	5.833	112.28	8.833	3.43	11.83	1.96
2.850	2.94	5.850	195.31	8.850	3.43	11.85	1.96
2.867	2.94	5.867	195.31	8.867	3.43	11.87	1.96
2.883	2.94	5.883	195.31	8.883	3.43	11.88	1.96
2.900	2.94	5.900	195.31	8.900	3.43	11.90	1.96
2.917	2.94	5.917	195.16	8.917	3.43	11.92	1.96
2.933	2.94	5.933	81.10	8.933	3.43	11.93	1.96
2.950	2.94	5.950	81.10	8.950	3.43	11.95	1.96
2.967	2.94	5.967	81.10	8.967	3.43	11.97	1.96
2.983	2.94	5.983	81.10	8.983	3.43	11.98	1.96
3.000	2.94	6.000	81.01	9.000	3.43	12.00	1.96

Max.Eff.Inten.(mm/hr)=	195.28	120.04	
over (min)	5.00	5.00	
Storage Coeff. (min)=	1.06 (ii)	4.91 (ii)	
Unit Hyd. Tpeak (min)=	5.00	5.00	
Unit Hyd. peak (cms)=	0.47	0.23	
			TOTALS
PEAK FLOW (cms)=	0.07	0.02	0.088 (iii)
TIME TO PEAK (hrs)=	5.93	5.97	5.93
RUNOFF VOLUME (mm)=	98.11	67.06	88.79
TOTAL RAINFALL (mm)=	99.11	99.11	99.11
RUNOFF COEFFICIENT =	0.99	0.68	0.90

(i) CN PROCEDURE SELECTED FOR PERVIOUS LOSSES:
CN* = 87.0 Ia = Dep. Storage (Above)
(ii) TIME STEP (DT) SHOULD BE SMALLER OR EQUAL
THAN THE STORAGE COEFFICIENT.
(iii) PEAK FLOW DOES NOT INCLUDE BASEFLOW IF ANY.

VO6 Model Output Post-development Condition

```
| CALIB              |
| STANDHYD (  0212)|   Area    (ha)=   0.25
|ID= 1 DT= 1.0 min |   Total Imp(%)=   5.00   Dir. Conn.(%)=   5.00
--------------------
                              IMPERVIOUS    PERVIOUS (i)
     Surface Area     (ha)=       0.01         0.24
     Dep. Storage     (mm)=       1.00         5.00
     Average Slope     (%)=       1.00         2.00
     Length            (m)=      40.82        40.00
     Mannings n           =      0.013        0.250

         NOTE:  RAINFALL WAS TRANSFORMED TO   1.0 MIN. TIME STEP.
```

---- TRANSFORMED HYETOGRAPH ----

TIME hrs	RAIN mm/hr	TIME hrs	RAIN mm/hr	TIME hrs	RAIN mm/hr	TIME hrs	RAIN mm/hr
0.017	2.45	3.017	3.92	6.017	17.66	9.02	3.43
0.033	2.45	3.033	3.92	6.033	17.66	9.03	3.43
0.050	2.45	3.050	3.92	6.050	17.66	9.05	3.43
0.067	2.45	3.067	3.92	6.067	17.66	9.07	3.43
0.083	2.45	3.083	3.92	6.083	17.66	9.08	3.43
0.100	2.45	3.100	3.92	6.100	17.66	9.10	3.43
0.117	2.45	3.117	3.92	6.117	17.66	9.12	3.43
0.133	2.45	3.133	3.92	6.133	17.66	9.13	3.43
0.150	2.45	3.150	3.92	6.150	17.66	9.15	3.43
0.167	2.45	3.167	3.92	6.167	17.66	9.17	3.43
0.183	2.45	3.183	3.92	6.183	17.66	9.18	3.43
0.200	2.45	3.200	3.92	6.200	17.66	9.20	3.43
0.217	2.45	3.217	3.92	6.217	17.66	9.22	3.43
0.233	2.45	3.233	3.92	6.233	17.66	9.23	3.43
0.250	2.45	3.250	3.92	6.250	17.66	9.25	3.43
0.267	2.45	3.267	3.92	6.267	17.66	9.27	3.43
0.283	2.45	3.283	3.92	6.283	17.66	9.28	3.43
0.300	2.45	3.300	3.92	6.300	17.66	9.30	3.43
0.317	2.45	3.317	3.92	6.317	17.66	9.32	3.43
0.333	2.45	3.333	3.92	6.333	17.66	9.33	3.43
0.350	2.45	3.350	3.92	6.350	17.66	9.35	3.43
0.367	2.45	3.367	3.92	6.367	17.66	9.37	3.43
0.383	2.45	3.383	3.92	6.383	17.66	9.38	3.43
0.400	2.45	3.400	3.92	6.400	17.66	9.40	3.43
0.417	2.45	3.417	3.92	6.417	17.66	9.42	3.43
0.433	2.45	3.433	3.92	6.433	17.66	9.43	3.43
0.450	2.45	3.450	3.92	6.450	17.66	9.45	3.43
0.467	2.45	3.467	3.92	6.467	17.66	9.47	3.43
0.483	2.45	3.483	3.92	6.483	17.66	9.48	3.43
0.500	2.45	3.500	3.92	6.500	17.65	9.50	3.43

VO6 Model Output Post-development Condition

0.517	2.45	3.517	3.92	6.517	7.85	9.52	3.43
0.533	2.45	3.533	3.92	6.533	7.85	9.53	3.43
0.550	2.45	3.550	3.92	6.550	7.85	9.55	3.43
0.567	2.45	3.567	3.92	6.567	7.85	9.57	3.43
0.583	2.45	3.583	3.92	6.583	7.85	9.58	3.43
0.600	2.45	3.600	3.92	6.600	7.85	9.60	3.43
0.617	2.45	3.617	3.92	6.617	7.85	9.62	3.43
0.633	2.45	3.633	3.92	6.633	7.85	9.63	3.43
0.650	2.45	3.650	3.92	6.650	7.85	9.65	3.43
0.667	2.45	3.667	3.92	6.667	7.85	9.67	3.43
0.683	2.45	3.683	3.92	6.683	7.85	9.68	3.43
0.700	2.45	3.700	3.92	6.700	7.85	9.70	3.43
0.717	2.45	3.717	3.92	6.717	7.85	9.72	3.43
0.733	2.45	3.733	3.92	6.733	7.85	9.73	3.43
0.750	2.45	3.750	3.92	6.750	7.85	9.75	3.43
0.767	2.45	3.767	3.92	6.767	7.85	9.77	3.43
0.783	2.45	3.783	3.92	6.783	7.85	9.78	3.43
0.800	2.45	3.800	3.92	6.800	7.85	9.80	3.43
0.817	2.45	3.817	3.92	6.817	7.85	9.82	3.43
0.833	2.45	3.833	3.92	6.833	7.85	9.83	3.43
0.850	2.45	3.850	3.92	6.850	7.85	9.85	3.43
0.867	2.45	3.867	3.92	6.867	7.85	9.87	3.43
0.883	2.45	3.883	3.92	6.883	7.85	9.88	3.43
0.900	2.45	3.900	3.92	6.900	7.85	9.90	3.43
0.917	2.45	3.917	3.92	6.917	7.85	9.92	3.43
0.933	2.45	3.933	3.92	6.933	7.85	9.93	3.43
0.950	2.45	3.950	3.92	6.950	7.85	9.95	3.43
0.967	2.45	3.967	3.92	6.967	7.85	9.97	3.43
0.983	2.45	3.983	3.92	6.983	7.85	9.98	3.43
1.000	2.45	4.000	3.92	7.000	7.85	10.00	3.43
1.017	2.45	4.017	5.89	7.017	7.85	10.02	1.96
1.033	2.45	4.033	5.89	7.033	7.85	10.03	1.96
1.050	2.45	4.050	5.89	7.050	7.85	10.05	1.96
1.067	2.45	4.067	5.89	7.067	7.85	10.07	1.96
1.083	2.45	4.083	5.89	7.083	7.85	10.08	1.96
1.100	2.45	4.100	5.89	7.100	7.85	10.10	1.96
1.117	2.45	4.117	5.89	7.117	7.85	10.12	1.96
1.133	2.45	4.133	5.89	7.133	7.85	10.13	1.96
1.150	2.45	4.150	5.89	7.150	7.85	10.15	1.96
1.167	2.45	4.167	5.89	7.167	7.85	10.17	1.96
1.183	2.45	4.183	5.89	7.183	7.85	10.18	1.96
1.200	2.45	4.200	5.89	7.200	7.85	10.20	1.96
1.217	2.45	4.217	5.89	7.217	7.85	10.22	1.96
1.233	2.45	4.233	5.89	7.233	7.85	10.23	1.96
1.250	2.45	4.250	5.89	7.250	7.85	10.25	1.96
1.267	2.45	4.267	5.89	7.267	7.85	10.27	1.96
1.283	2.45	4.283	5.89	7.283	7.85	10.28	1.96

VO6 Model Output Post-development Condition

1.300	2.45	4.300	5.89	7.300	7.85	10.30	1.96
1.317	2.45	4.317	5.89	7.317	7.85	10.32	1.96
1.333	2.45	4.333	5.89	7.333	7.85	10.33	1.96
1.350	2.45	4.350	5.89	7.350	7.85	10.35	1.96
1.367	2.45	4.367	5.89	7.367	7.85	10.37	1.96
1.383	2.45	4.383	5.89	7.383	7.85	10.38	1.96
1.400	2.45	4.400	5.89	7.400	7.85	10.40	1.96
1.417	2.45	4.417	5.89	7.417	7.85	10.42	1.96
1.433	2.45	4.433	5.89	7.433	7.85	10.43	1.96
1.450	2.45	4.450	5.89	7.450	7.85	10.45	1.96
1.467	2.45	4.467	5.89	7.467	7.85	10.47	1.96
1.483	2.45	4.483	5.89	7.483	7.85	10.48	1.96
1.500	2.45	4.500	5.89	7.500	7.85	10.50	1.96
1.517	2.45	4.517	7.85	7.517	5.89	10.52	1.96
1.533	2.45	4.533	7.85	7.533	5.89	10.53	1.96
1.550	2.45	4.550	7.85	7.550	5.89	10.55	1.96
1.567	2.45	4.567	7.85	7.567	5.89	10.57	1.96
1.583	2.45	4.583	7.85	7.583	5.89	10.58	1.96
1.600	2.45	4.600	7.85	7.600	5.89	10.60	1.96
1.617	2.45	4.617	7.85	7.617	5.89	10.62	1.96
1.633	2.45	4.633	7.85	7.633	5.89	10.63	1.96
1.650	2.45	4.650	7.85	7.650	5.89	10.65	1.96
1.667	2.45	4.667	7.85	7.667	5.89	10.67	1.96
1.683	2.45	4.683	7.85	7.683	5.89	10.68	1.96
1.700	2.45	4.700	7.85	7.700	5.89	10.70	1.96
1.717	2.45	4.717	7.85	7.717	5.89	10.72	1.96
1.733	2.45	4.733	7.85	7.733	5.89	10.73	1.96
1.750	2.45	4.750	7.85	7.750	5.89	10.75	1.96
1.767	2.45	4.767	7.85	7.767	5.89	10.77	1.96
1.783	2.45	4.783	7.85	7.783	5.89	10.78	1.96
1.800	2.45	4.800	7.85	7.800	5.89	10.80	1.96
1.817	2.45	4.817	7.85	7.817	5.89	10.82	1.96
1.833	2.45	4.833	7.85	7.833	5.89	10.83	1.96
1.850	2.45	4.850	7.85	7.850	5.89	10.85	1.96
1.867	2.45	4.867	7.85	7.867	5.89	10.87	1.96
1.883	2.45	4.883	7.85	7.883	5.89	10.88	1.96
1.900	2.45	4.900	7.85	7.900	5.89	10.90	1.96
1.917	2.45	4.917	7.85	7.917	5.89	10.92	1.96
1.933	2.45	4.933	7.85	7.933	5.89	10.93	1.96
1.950	2.45	4.950	7.85	7.950	5.89	10.95	1.96
1.967	2.45	4.967	7.85	7.967	5.89	10.97	1.96
1.983	2.45	4.983	7.85	7.983	5.89	10.98	1.96
2.000	2.45	5.000	7.85	8.000	5.88	11.00	1.96
2.017	2.94	5.017	11.78	8.017	3.43	11.02	1.96
2.033	2.94	5.033	11.78	8.033	3.43	11.03	1.96
2.050	2.94	5.050	11.78	8.050	3.43	11.05	1.96
2.067	2.94	5.067	11.78	8.067	3.43	11.07	1.96

VO6 Model Output Post-development Condition

2.083	2.94	5.083	11.78	8.083	3.43	11.08	1.96
2.100	2.94	5.100	11.78	8.100	3.43	11.10	1.96
2.117	2.94	5.117	11.78	8.117	3.43	11.12	1.96
2.133	2.94	5.133	11.78	8.133	3.43	11.13	1.96
2.150	2.94	5.150	11.78	8.150	3.43	11.15	1.96
2.167	2.94	5.167	11.78	8.167	3.43	11.17	1.96
2.183	2.94	5.183	11.78	8.183	3.43	11.18	1.96
2.200	2.94	5.200	11.78	8.200	3.43	11.20	1.96
2.217	2.94	5.217	11.78	8.217	3.43	11.22	1.96
2.233	2.94	5.233	11.78	8.233	3.43	11.23	1.96
2.250	2.94	5.250	11.78	8.250	3.43	11.25	1.96
2.267	2.94	5.267	11.78	8.267	3.43	11.27	1.96
2.283	2.94	5.283	11.78	8.283	3.43	11.28	1.96
2.300	2.94	5.300	11.78	8.300	3.43	11.30	1.96
2.317	2.94	5.317	11.78	8.317	3.43	11.32	1.96
2.333	2.94	5.333	11.78	8.333	3.43	11.33	1.96
2.350	2.94	5.350	11.78	8.350	3.43	11.35	1.96
2.367	2.94	5.367	11.78	8.367	3.43	11.37	1.96
2.383	2.94	5.383	11.78	8.383	3.43	11.38	1.96
2.400	2.94	5.400	11.78	8.400	3.43	11.40	1.96
2.417	2.94	5.417	11.78	8.417	3.43	11.42	1.96
2.433	2.94	5.433	11.78	8.433	3.43	11.43	1.96
2.450	2.94	5.450	11.78	8.450	3.43	11.45	1.96
2.467	2.94	5.467	11.78	8.467	3.43	11.47	1.96
2.483	2.94	5.483	11.78	8.483	3.43	11.48	1.96
2.500	2.94	5.500	11.81	8.500	3.43	11.50	1.96
2.517	2.94	5.517	47.10	8.517	3.43	11.52	1.96
2.533	2.94	5.533	47.10	8.533	3.43	11.53	1.96
2.550	2.94	5.550	47.10	8.550	3.43	11.55	1.96
2.567	2.94	5.567	47.10	8.567	3.43	11.57	1.96
2.583	2.94	5.583	47.10	8.583	3.43	11.58	1.96
2.600	2.94	5.600	47.10	8.600	3.43	11.60	1.96
2.617	2.94	5.617	47.10	8.617	3.43	11.62	1.96
2.633	2.94	5.633	47.10	8.633	3.43	11.63	1.96
2.650	2.94	5.650	47.10	8.650	3.43	11.65	1.96
2.667	2.94	5.667	47.10	8.667	3.43	11.67	1.96
2.683	2.94	5.683	47.10	8.683	3.43	11.68	1.96
2.700	2.94	5.700	47.10	8.700	3.43	11.70	1.96
2.717	2.94	5.717	47.10	8.717	3.43	11.72	1.96
2.733	2.94	5.733	47.10	8.733	3.43	11.73	1.96
2.750	2.94	5.750	47.18	8.750	3.43	11.75	1.96
2.767	2.94	5.767	112.18	8.767	3.43	11.77	1.96
2.783	2.94	5.783	112.18	8.783	3.43	11.78	1.96
2.800	2.94	5.800	112.18	8.800	3.43	11.80	1.96
2.817	2.94	5.817	112.18	8.817	3.43	11.82	1.96
2.833	2.94	5.833	112.28	8.833	3.43	11.83	1.96
2.850	2.94	5.850	195.31	8.850	3.43	11.85	1.96

VO6 Model Output Post-development Condition

2.867	2.94	5.867	195.31	8.867	3.43	11.87	1.96
2.883	2.94	5.883	195.31	8.883	3.43	11.88	1.96
2.900	2.94	5.900	195.31	8.900	3.43	11.90	1.96
2.917	2.94	5.917	195.16	8.917	3.43	11.92	1.96
2.933	2.94	5.933	81.10	8.933	3.43	11.93	1.96
2.950	2.94	5.950	81.10	8.950	3.43	11.95	1.96
2.967	2.94	5.967	81.10	8.967	3.43	11.97	1.96
2.983	2.94	5.983	81.10	8.983	3.43	11.98	1.96
3.000	2.94	6.000	81.01	9.000	3.43	12.00	1.96

```
     Max.Eff.Inten.(mm/hr)=     195.28       120.04
                over (min)        5.00         8.00
     Storage Coeff.  (min)=       1.14 (ii)    7.70 (ii)
     Unit Hyd. Tpeak (min)=       5.00         8.00
     Unit Hyd. peak  (cms)=       0.46         0.15
                                                          *TOTALS*
     PEAK FLOW       (cms)=       0.01         0.06          0.066 (iii)
     TIME TO PEAK    (hrs)=       5.93         6.00           6.00
     RUNOFF VOLUME    (mm)=      98.11        67.06          68.60
     TOTAL RAINFALL   (mm)=      99.11        99.11          99.11
     RUNOFF COEFFICIENT   =       0.99         0.68           0.69

***** WARNING:FOR AREAS WITH IMPERVIOUS RATIOS BELOW 20%
              YOU SHOULD CONSIDER SPLITTING THE AREA.

       (i) CN PROCEDURE SELECTED FOR PERVIOUS LOSSES:
            CN*  =  87.0    Ia = Dep. Storage  (Above)
      (ii) TIME STEP (DT) SHOULD BE SMALLER OR EQUAL
           THAN THE STORAGE COEFFICIENT.
     (iii) PEAK FLOW DOES NOT INCLUDE BASEFLOW IF ANY.

--------------------------------------------------------------------------------

--------------------
| ADD HYD  (  1060)|
|   1 +  2 =  3    |         AREA    QPEAK    TPEAK     R.V.
--------------------         (ha)    (cms)    (hrs)     (mm)
        ID1= 1 (  1090):     1.21   0.243     5.95    92.14
      + ID2= 2 (  0208):     0.20   0.088     5.93    88.79
        ====================================================
        ID = 3 (  1060):     1.41   0.331     5.93    91.67

     NOTE:  PEAK FLOWS DO NOT INCLUDE BASEFLOWS IF ANY.
--------------------------------------------------------------------------------

--------------------
| ADD HYD  (  1060)|
```

VO6 Model Output Post-development Condition

```
|   3 +  2 =  1    |          AREA    QPEAK    TPEAK     R.V.
--------------------          (ha)    (cms)    (hrs)     (mm)
        ID1= 3 (  1060):      1.41   0.331     5.93    91.67
      + ID2= 2 (  0212):      0.25   0.066     6.00    68.60
        ===================================================
        ID = 1 (  1060):      1.66   0.388     5.95    88.19

     NOTE:  PEAK FLOWS DO NOT INCLUDE BASEFLOWS IF ANY.
--------------------------------------------------------------------------------
--------------------
| CALIB            |
| STANDHYD (  0209)|   Area    (ha)=   0.38
|ID= 1 DT= 1.0 min |   Total Imp(%)=  70.00   Dir. Conn.(%)=  70.00
--------------------
                              IMPERVIOUS    PERVIOUS (i)
     Surface Area     (ha)=       0.27         0.12
     Dep. Storage     (mm)=       1.00         5.00
     Average Slope     (%)=       1.00         2.00
     Length            (m)=      50.66        40.00
     Mannings n           =      0.013        0.250

         NOTE:  RAINFALL WAS TRANSFORMED TO   1.0 MIN. TIME STEP.
```

---- TRANSFORMED HYETOGRAPH ----

TIME hrs	RAIN mm/hr	TIME hrs	RAIN mm/hr	TIME hrs	RAIN mm/hr	TIME hrs	RAIN mm/hr
0.017	2.45	3.017	3.92	6.017	17.66	9.02	3.43
0.033	2.45	3.033	3.92	6.033	17.66	9.03	3.43
0.050	2.45	3.050	3.92	6.050	17.66	9.05	3.43
0.067	2.45	3.067	3.92	6.067	17.66	9.07	3.43
0.083	2.45	3.083	3.92	6.083	17.66	9.08	3.43
0.100	2.45	3.100	3.92	6.100	17.66	9.10	3.43
0.117	2.45	3.117	3.92	6.117	17.66	9.12	3.43
0.133	2.45	3.133	3.92	6.133	17.66	9.13	3.43
0.150	2.45	3.150	3.92	6.150	17.66	9.15	3.43
0.167	2.45	3.167	3.92	6.167	17.66	9.17	3.43
0.183	2.45	3.183	3.92	6.183	17.66	9.18	3.43
0.200	2.45	3.200	3.92	6.200	17.66	9.20	3.43
0.217	2.45	3.217	3.92	6.217	17.66	9.22	3.43
0.233	2.45	3.233	3.92	6.233	17.66	9.23	3.43
0.250	2.45	3.250	3.92	6.250	17.66	9.25	3.43
0.267	2.45	3.267	3.92	6.267	17.66	9.27	3.43
0.283	2.45	3.283	3.92	6.283	17.66	9.28	3.43
0.300	2.45	3.300	3.92	6.300	17.66	9.30	3.43
0.317	2.45	3.317	3.92	6.317	17.66	9.32	3.43
0.333	2.45	3.333	3.92	6.333	17.66	9.33	3.43

VO6 Model Output Post-development Condition

0.350	2.45	3.350	3.92	6.350	17.66	9.35	3.43
0.367	2.45	3.367	3.92	6.367	17.66	9.37	3.43
0.383	2.45	3.383	3.92	6.383	17.66	9.38	3.43
0.400	2.45	3.400	3.92	6.400	17.66	9.40	3.43
0.417	2.45	3.417	3.92	6.417	17.66	9.42	3.43
0.433	2.45	3.433	3.92	6.433	17.66	9.43	3.43
0.450	2.45	3.450	3.92	6.450	17.66	9.45	3.43
0.467	2.45	3.467	3.92	6.467	17.66	9.47	3.43
0.483	2.45	3.483	3.92	6.483	17.66	9.48	3.43
0.500	2.45	3.500	3.92	6.500	17.65	9.50	3.43
0.517	2.45	3.517	3.92	6.517	7.85	9.52	3.43
0.533	2.45	3.533	3.92	6.533	7.85	9.53	3.43
0.550	2.45	3.550	3.92	6.550	7.85	9.55	3.43
0.567	2.45	3.567	3.92	6.567	7.85	9.57	3.43
0.583	2.45	3.583	3.92	6.583	7.85	9.58	3.43
0.600	2.45	3.600	3.92	6.600	7.85	9.60	3.43
0.617	2.45	3.617	3.92	6.617	7.85	9.62	3.43
0.633	2.45	3.633	3.92	6.633	7.85	9.63	3.43
0.650	2.45	3.650	3.92	6.650	7.85	9.65	3.43
0.667	2.45	3.667	3.92	6.667	7.85	9.67	3.43
0.683	2.45	3.683	3.92	6.683	7.85	9.68	3.43
0.700	2.45	3.700	3.92	6.700	7.85	9.70	3.43
0.717	2.45	3.717	3.92	6.717	7.85	9.72	3.43
0.733	2.45	3.733	3.92	6.733	7.85	9.73	3.43
0.750	2.45	3.750	3.92	6.750	7.85	9.75	3.43
0.767	2.45	3.767	3.92	6.767	7.85	9.77	3.43
0.783	2.45	3.783	3.92	6.783	7.85	9.78	3.43
0.800	2.45	3.800	3.92	6.800	7.85	9.80	3.43
0.817	2.45	3.817	3.92	6.817	7.85	9.82	3.43
0.833	2.45	3.833	3.92	6.833	7.85	9.83	3.43
0.850	2.45	3.850	3.92	6.850	7.85	9.85	3.43
0.867	2.45	3.867	3.92	6.867	7.85	9.87	3.43
0.883	2.45	3.883	3.92	6.883	7.85	9.88	3.43
0.900	2.45	3.900	3.92	6.900	7.85	9.90	3.43
0.917	2.45	3.917	3.92	6.917	7.85	9.92	3.43
0.933	2.45	3.933	3.92	6.933	7.85	9.93	3.43
0.950	2.45	3.950	3.92	6.950	7.85	9.95	3.43
0.967	2.45	3.967	3.92	6.967	7.85	9.97	3.43
0.983	2.45	3.983	3.92	6.983	7.85	9.98	3.43
1.000	2.45	4.000	3.92	7.000	7.85	10.00	3.43
1.017	2.45	4.017	5.89	7.017	7.85	10.02	1.96
1.033	2.45	4.033	5.89	7.033	7.85	10.03	1.96
1.050	2.45	4.050	5.89	7.050	7.85	10.05	1.96
1.067	2.45	4.067	5.89	7.067	7.85	10.07	1.96
1.083	2.45	4.083	5.89	7.083	7.85	10.08	1.96
1.100	2.45	4.100	5.89	7.100	7.85	10.10	1.96
1.117	2.45	4.117	5.89	7.117	7.85	10.12	1.96

VO6 Model Output Post-development Condition

1.133	2.45	4.133	5.89	7.133	7.85	10.13	1.96
1.150	2.45	4.150	5.89	7.150	7.85	10.15	1.96
1.167	2.45	4.167	5.89	7.167	7.85	10.17	1.96
1.183	2.45	4.183	5.89	7.183	7.85	10.18	1.96
1.200	2.45	4.200	5.89	7.200	7.85	10.20	1.96
1.217	2.45	4.217	5.89	7.217	7.85	10.22	1.96
1.233	2.45	4.233	5.89	7.233	7.85	10.23	1.96
1.250	2.45	4.250	5.89	7.250	7.85	10.25	1.96
1.267	2.45	4.267	5.89	7.267	7.85	10.27	1.96
1.283	2.45	4.283	5.89	7.283	7.85	10.28	1.96
1.300	2.45	4.300	5.89	7.300	7.85	10.30	1.96
1.317	2.45	4.317	5.89	7.317	7.85	10.32	1.96
1.333	2.45	4.333	5.89	7.333	7.85	10.33	1.96
1.350	2.45	4.350	5.89	7.350	7.85	10.35	1.96
1.367	2.45	4.367	5.89	7.367	7.85	10.37	1.96
1.383	2.45	4.383	5.89	7.383	7.85	10.38	1.96
1.400	2.45	4.400	5.89	7.400	7.85	10.40	1.96
1.417	2.45	4.417	5.89	7.417	7.85	10.42	1.96
1.433	2.45	4.433	5.89	7.433	7.85	10.43	1.96
1.450	2.45	4.450	5.89	7.450	7.85	10.45	1.96
1.467	2.45	4.467	5.89	7.467	7.85	10.47	1.96
1.483	2.45	4.483	5.89	7.483	7.85	10.48	1.96
1.500	2.45	4.500	5.89	7.500	7.85	10.50	1.96
1.517	2.45	4.517	7.85	7.517	5.89	10.52	1.96
1.533	2.45	4.533	7.85	7.533	5.89	10.53	1.96
1.550	2.45	4.550	7.85	7.550	5.89	10.55	1.96
1.567	2.45	4.567	7.85	7.567	5.89	10.57	1.96
1.583	2.45	4.583	7.85	7.583	5.89	10.58	1.96
1.600	2.45	4.600	7.85	7.600	5.89	10.60	1.96
1.617	2.45	4.617	7.85	7.617	5.89	10.62	1.96
1.633	2.45	4.633	7.85	7.633	5.89	10.63	1.96
1.650	2.45	4.650	7.85	7.650	5.89	10.65	1.96
1.667	2.45	4.667	7.85	7.667	5.89	10.67	1.96
1.683	2.45	4.683	7.85	7.683	5.89	10.68	1.96
1.700	2.45	4.700	7.85	7.700	5.89	10.70	1.96
1.717	2.45	4.717	7.85	7.717	5.89	10.72	1.96
1.733	2.45	4.733	7.85	7.733	5.89	10.73	1.96
1.750	2.45	4.750	7.85	7.750	5.89	10.75	1.96
1.767	2.45	4.767	7.85	7.767	5.89	10.77	1.96
1.783	2.45	4.783	7.85	7.783	5.89	10.78	1.96
1.800	2.45	4.800	7.85	7.800	5.89	10.80	1.96
1.817	2.45	4.817	7.85	7.817	5.89	10.82	1.96
1.833	2.45	4.833	7.85	7.833	5.89	10.83	1.96
1.850	2.45	4.850	7.85	7.850	5.89	10.85	1.96
1.867	2.45	4.867	7.85	7.867	5.89	10.87	1.96
1.883	2.45	4.883	7.85	7.883	5.89	10.88	1.96
1.900	2.45	4.900	7.85	7.900	5.89	10.90	1.96

VO6 Model Output Post-development Condition

1.917	2.45	4.917	7.85	7.917	5.89	10.92	1.96
1.933	2.45	4.933	7.85	7.933	5.89	10.93	1.96
1.950	2.45	4.950	7.85	7.950	5.89	10.95	1.96
1.967	2.45	4.967	7.85	7.967	5.89	10.97	1.96
1.983	2.45	4.983	7.85	7.983	5.89	10.98	1.96
2.000	2.45	5.000	7.85	8.000	5.88	11.00	1.96
2.017	2.94	5.017	11.78	8.017	3.43	11.02	1.96
2.033	2.94	5.033	11.78	8.033	3.43	11.03	1.96
2.050	2.94	5.050	11.78	8.050	3.43	11.05	1.96
2.067	2.94	5.067	11.78	8.067	3.43	11.07	1.96
2.083	2.94	5.083	11.78	8.083	3.43	11.08	1.96
2.100	2.94	5.100	11.78	8.100	3.43	11.10	1.96
2.117	2.94	5.117	11.78	8.117	3.43	11.12	1.96
2.133	2.94	5.133	11.78	8.133	3.43	11.13	1.96
2.150	2.94	5.150	11.78	8.150	3.43	11.15	1.96
2.167	2.94	5.167	11.78	8.167	3.43	11.17	1.96
2.183	2.94	5.183	11.78	8.183	3.43	11.18	1.96
2.200	2.94	5.200	11.78	8.200	3.43	11.20	1.96
2.217	2.94	5.217	11.78	8.217	3.43	11.22	1.96
2.233	2.94	5.233	11.78	8.233	3.43	11.23	1.96
2.250	2.94	5.250	11.78	8.250	3.43	11.25	1.96
2.267	2.94	5.267	11.78	8.267	3.43	11.27	1.96
2.283	2.94	5.283	11.78	8.283	3.43	11.28	1.96
2.300	2.94	5.300	11.78	8.300	3.43	11.30	1.96
2.317	2.94	5.317	11.78	8.317	3.43	11.32	1.96
2.333	2.94	5.333	11.78	8.333	3.43	11.33	1.96
2.350	2.94	5.350	11.78	8.350	3.43	11.35	1.96
2.367	2.94	5.367	11.78	8.367	3.43	11.37	1.96
2.383	2.94	5.383	11.78	8.383	3.43	11.38	1.96
2.400	2.94	5.400	11.78	8.400	3.43	11.40	1.96
2.417	2.94	5.417	11.78	8.417	3.43	11.42	1.96
2.433	2.94	5.433	11.78	8.433	3.43	11.43	1.96
2.450	2.94	5.450	11.78	8.450	3.43	11.45	1.96
2.467	2.94	5.467	11.78	8.467	3.43	11.47	1.96
2.483	2.94	5.483	11.78	8.483	3.43	11.48	1.96
2.500	2.94	5.500	11.81	8.500	3.43	11.50	1.96
2.517	2.94	5.517	47.10	8.517	3.43	11.52	1.96
2.533	2.94	5.533	47.10	8.533	3.43	11.53	1.96
2.550	2.94	5.550	47.10	8.550	3.43	11.55	1.96
2.567	2.94	5.567	47.10	8.567	3.43	11.57	1.96
2.583	2.94	5.583	47.10	8.583	3.43	11.58	1.96
2.600	2.94	5.600	47.10	8.600	3.43	11.60	1.96
2.617	2.94	5.617	47.10	8.617	3.43	11.62	1.96
2.633	2.94	5.633	47.10	8.633	3.43	11.63	1.96
2.650	2.94	5.650	47.10	8.650	3.43	11.65	1.96
2.667	2.94	5.667	47.10	8.667	3.43	11.67	1.96
2.683	2.94	5.683	47.10	8.683	3.43	11.68	1.96

2.700	2.94	5.700	47.10	8.700	3.43	11.70	1.96
2.717	2.94	5.717	47.10	8.717	3.43	11.72	1.96
2.733	2.94	5.733	47.10	8.733	3.43	11.73	1.96
2.750	2.94	5.750	47.18	8.750	3.43	11.75	1.96
2.767	2.94	5.767	112.18	8.767	3.43	11.77	1.96
2.783	2.94	5.783	112.18	8.783	3.43	11.78	1.96
2.800	2.94	5.800	112.18	8.800	3.43	11.80	1.96
2.817	2.94	5.817	112.18	8.817	3.43	11.82	1.96
2.833	2.94	5.833	112.28	8.833	3.43	11.83	1.96
2.850	2.94	5.850	195.31	8.850	3.43	11.85	1.96
2.867	2.94	5.867	195.31	8.867	3.43	11.87	1.96
2.883	2.94	5.883	195.31	8.883	3.43	11.88	1.96
2.900	2.94	5.900	195.31	8.900	3.43	11.90	1.96
2.917	2.94	5.917	195.16	8.917	3.43	11.92	1.96
2.933	2.94	5.933	81.10	8.933	3.43	11.93	1.96
2.950	2.94	5.950	81.10	8.950	3.43	11.95	1.96
2.967	2.94	5.967	81.10	8.967	3.43	11.97	1.96
2.983	2.94	5.983	81.10	8.983	3.43	11.98	1.96
3.000	2.94	6.000	81.01	9.000	3.43	12.00	1.96

```
Max.Eff.Inten.(mm/hr)=     195.28       120.04
           over (min)        5.00         6.00
Storage Coeff.  (min)=       1.30 (ii)    5.15 (ii)
Unit Hyd. Tpeak (min)=       5.00         6.00
Unit Hyd. peak  (cms)=       0.44         0.21
                                                        *TOTALS*
PEAK FLOW       (cms)=       0.14         0.04          0.168 (iii)
TIME TO PEAK    (hrs)=       5.93         5.97           5.93
RUNOFF VOLUME    (mm)=      98.11        67.06          88.79
TOTAL RAINFALL   (mm)=      99.11        99.11          99.11
RUNOFF COEFFICIENT   =       0.99         0.68           0.90


  (i) CN PROCEDURE SELECTED FOR PERVIOUS LOSSES:
       CN*  =  87.0    Ia = Dep. Storage  (Above)
 (ii) TIME STEP (DT) SHOULD BE SMALLER OR EQUAL
      THAN THE STORAGE COEFFICIENT.
(iii) PEAK FLOW DOES NOT INCLUDE BASEFLOW IF ANY.

--------------------------------------------------------------------------------
--------------------
| CALIB            |
| STANDHYD (  0203)|   Area    (ha)=   0.31
|ID= 1 DT= 1.0 min |   Total Imp(%)=  85.00   Dir. Conn.(%)=  85.00
--------------------
                              IMPERVIOUS    PERVIOUS (i)
Surface Area     (ha)=       0.26         0.05
```

VO6 Model Output Post-development Condition

Dep. Storage	(mm)=	1.00	5.00
Average Slope	(%)=	1.00	2.00
Length	(m)=	45.17	40.00
Mannings n	=	0.013	0.250

NOTE: RAINFALL WAS TRANSFORMED TO 1.0 MIN. TIME STEP.

---- TRANSFORMED HYETOGRAPH ----

TIME hrs	RAIN mm/hr	TIME hrs	RAIN mm/hr	TIME hrs	RAIN mm/hr	TIME hrs	RAIN mm/hr
0.017	2.45	3.017	3.92	6.017	17.66	9.02	3.43
0.033	2.45	3.033	3.92	6.033	17.66	9.03	3.43
0.050	2.45	3.050	3.92	6.050	17.66	9.05	3.43
0.067	2.45	3.067	3.92	6.067	17.66	9.07	3.43
0.083	2.45	3.083	3.92	6.083	17.66	9.08	3.43
0.100	2.45	3.100	3.92	6.100	17.66	9.10	3.43
0.117	2.45	3.117	3.92	6.117	17.66	9.12	3.43
0.133	2.45	3.133	3.92	6.133	17.66	9.13	3.43
0.150	2.45	3.150	3.92	6.150	17.66	9.15	3.43
0.167	2.45	3.167	3.92	6.167	17.66	9.17	3.43
0.183	2.45	3.183	3.92	6.183	17.66	9.18	3.43
0.200	2.45	3.200	3.92	6.200	17.66	9.20	3.43
0.217	2.45	3.217	3.92	6.217	17.66	9.22	3.43
0.233	2.45	3.233	3.92	6.233	17.66	9.23	3.43
0.250	2.45	3.250	3.92	6.250	17.66	9.25	3.43
0.267	2.45	3.267	3.92	6.267	17.66	9.27	3.43
0.283	2.45	3.283	3.92	6.283	17.66	9.28	3.43
0.300	2.45	3.300	3.92	6.300	17.66	9.30	3.43
0.317	2.45	3.317	3.92	6.317	17.66	9.32	3.43
0.333	2.45	3.333	3.92	6.333	17.66	9.33	3.43
0.350	2.45	3.350	3.92	6.350	17.66	9.35	3.43
0.367	2.45	3.367	3.92	6.367	17.66	9.37	3.43
0.383	2.45	3.383	3.92	6.383	17.66	9.38	3.43
0.400	2.45	3.400	3.92	6.400	17.66	9.40	3.43
0.417	2.45	3.417	3.92	6.417	17.66	9.42	3.43
0.433	2.45	3.433	3.92	6.433	17.66	9.43	3.43
0.450	2.45	3.450	3.92	6.450	17.66	9.45	3.43
0.467	2.45	3.467	3.92	6.467	17.66	9.47	3.43
0.483	2.45	3.483	3.92	6.483	17.66	9.48	3.43
0.500	2.45	3.500	3.92	6.500	17.65	9.50	3.43
0.517	2.45	3.517	3.92	6.517	7.85	9.52	3.43
0.533	2.45	3.533	3.92	6.533	7.85	9.53	3.43
0.550	2.45	3.550	3.92	6.550	7.85	9.55	3.43
0.567	2.45	3.567	3.92	6.567	7.85	9.57	3.43
0.583	2.45	3.583	3.92	6.583	7.85	9.58	3.43
0.600	2.45	3.600	3.92	6.600	7.85	9.60	3.43

VO6 Model Output Post-development Condition

0.617	2.45	3.617	3.92	6.617	7.85	9.62	3.43
0.633	2.45	3.633	3.92	6.633	7.85	9.63	3.43
0.650	2.45	3.650	3.92	6.650	7.85	9.65	3.43
0.667	2.45	3.667	3.92	6.667	7.85	9.67	3.43
0.683	2.45	3.683	3.92	6.683	7.85	9.68	3.43
0.700	2.45	3.700	3.92	6.700	7.85	9.70	3.43
0.717	2.45	3.717	3.92	6.717	7.85	9.72	3.43
0.733	2.45	3.733	3.92	6.733	7.85	9.73	3.43
0.750	2.45	3.750	3.92	6.750	7.85	9.75	3.43
0.767	2.45	3.767	3.92	6.767	7.85	9.77	3.43
0.783	2.45	3.783	3.92	6.783	7.85	9.78	3.43
0.800	2.45	3.800	3.92	6.800	7.85	9.80	3.43
0.817	2.45	3.817	3.92	6.817	7.85	9.82	3.43
0.833	2.45	3.833	3.92	6.833	7.85	9.83	3.43
0.850	2.45	3.850	3.92	6.850	7.85	9.85	3.43
0.867	2.45	3.867	3.92	6.867	7.85	9.87	3.43
0.883	2.45	3.883	3.92	6.883	7.85	9.88	3.43
0.900	2.45	3.900	3.92	6.900	7.85	9.90	3.43
0.917	2.45	3.917	3.92	6.917	7.85	9.92	3.43
0.933	2.45	3.933	3.92	6.933	7.85	9.93	3.43
0.950	2.45	3.950	3.92	6.950	7.85	9.95	3.43
0.967	2.45	3.967	3.92	6.967	7.85	9.97	3.43
0.983	2.45	3.983	3.92	6.983	7.85	9.98	3.43
1.000	2.45	4.000	3.92	7.000	7.85	10.00	3.43
1.017	2.45	4.017	5.89	7.017	7.85	10.02	1.96
1.033	2.45	4.033	5.89	7.033	7.85	10.03	1.96
1.050	2.45	4.050	5.89	7.050	7.85	10.05	1.96
1.067	2.45	4.067	5.89	7.067	7.85	10.07	1.96
1.083	2.45	4.083	5.89	7.083	7.85	10.08	1.96
1.100	2.45	4.100	5.89	7.100	7.85	10.10	1.96
1.117	2.45	4.117	5.89	7.117	7.85	10.12	1.96
1.133	2.45	4.133	5.89	7.133	7.85	10.13	1.96
1.150	2.45	4.150	5.89	7.150	7.85	10.15	1.96
1.167	2.45	4.167	5.89	7.167	7.85	10.17	1.96
1.183	2.45	4.183	5.89	7.183	7.85	10.18	1.96
1.200	2.45	4.200	5.89	7.200	7.85	10.20	1.96
1.217	2.45	4.217	5.89	7.217	7.85	10.22	1.96
1.233	2.45	4.233	5.89	7.233	7.85	10.23	1.96
1.250	2.45	4.250	5.89	7.250	7.85	10.25	1.96
1.267	2.45	4.267	5.89	7.267	7.85	10.27	1.96
1.283	2.45	4.283	5.89	7.283	7.85	10.28	1.96
1.300	2.45	4.300	5.89	7.300	7.85	10.30	1.96
1.317	2.45	4.317	5.89	7.317	7.85	10.32	1.96
1.333	2.45	4.333	5.89	7.333	7.85	10.33	1.96
1.350	2.45	4.350	5.89	7.350	7.85	10.35	1.96
1.367	2.45	4.367	5.89	7.367	7.85	10.37	1.96
1.383	2.45	4.383	5.89	7.383	7.85	10.38	1.96

VO6 Model Output Post-development Condition

1.400	2.45	4.400	5.89	7.400	7.85	10.40	1.96
1.417	2.45	4.417	5.89	7.417	7.85	10.42	1.96
1.433	2.45	4.433	5.89	7.433	7.85	10.43	1.96
1.450	2.45	4.450	5.89	7.450	7.85	10.45	1.96
1.467	2.45	4.467	5.89	7.467	7.85	10.47	1.96
1.483	2.45	4.483	5.89	7.483	7.85	10.48	1.96
1.500	2.45	4.500	5.89	7.500	7.85	10.50	1.96
1.517	2.45	4.517	7.85	7.517	5.89	10.52	1.96
1.533	2.45	4.533	7.85	7.533	5.89	10.53	1.96
1.550	2.45	4.550	7.85	7.550	5.89	10.55	1.96
1.567	2.45	4.567	7.85	7.567	5.89	10.57	1.96
1.583	2.45	4.583	7.85	7.583	5.89	10.58	1.96
1.600	2.45	4.600	7.85	7.600	5.89	10.60	1.96
1.617	2.45	4.617	7.85	7.617	5.89	10.62	1.96
1.633	2.45	4.633	7.85	7.633	5.89	10.63	1.96
1.650	2.45	4.650	7.85	7.650	5.89	10.65	1.96
1.667	2.45	4.667	7.85	7.667	5.89	10.67	1.96
1.683	2.45	4.683	7.85	7.683	5.89	10.68	1.96
1.700	2.45	4.700	7.85	7.700	5.89	10.70	1.96
1.717	2.45	4.717	7.85	7.717	5.89	10.72	1.96
1.733	2.45	4.733	7.85	7.733	5.89	10.73	1.96
1.750	2.45	4.750	7.85	7.750	5.89	10.75	1.96
1.767	2.45	4.767	7.85	7.767	5.89	10.77	1.96
1.783	2.45	4.783	7.85	7.783	5.89	10.78	1.96
1.800	2.45	4.800	7.85	7.800	5.89	10.80	1.96
1.817	2.45	4.817	7.85	7.817	5.89	10.82	1.96
1.833	2.45	4.833	7.85	7.833	5.89	10.83	1.96
1.850	2.45	4.850	7.85	7.850	5.89	10.85	1.96
1.867	2.45	4.867	7.85	7.867	5.89	10.87	1.96
1.883	2.45	4.883	7.85	7.883	5.89	10.88	1.96
1.900	2.45	4.900	7.85	7.900	5.89	10.90	1.96
1.917	2.45	4.917	7.85	7.917	5.89	10.92	1.96
1.933	2.45	4.933	7.85	7.933	5.89	10.93	1.96
1.950	2.45	4.950	7.85	7.950	5.89	10.95	1.96
1.967	2.45	4.967	7.85	7.967	5.89	10.97	1.96
1.983	2.45	4.983	7.85	7.983	5.89	10.98	1.96
2.000	2.45	5.000	7.85	8.000	5.88	11.00	1.96
2.017	2.94	5.017	11.78	8.017	3.43	11.02	1.96
2.033	2.94	5.033	11.78	8.033	3.43	11.03	1.96
2.050	2.94	5.050	11.78	8.050	3.43	11.05	1.96
2.067	2.94	5.067	11.78	8.067	3.43	11.07	1.96
2.083	2.94	5.083	11.78	8.083	3.43	11.08	1.96
2.100	2.94	5.100	11.78	8.100	3.43	11.10	1.96
2.117	2.94	5.117	11.78	8.117	3.43	11.12	1.96
2.133	2.94	5.133	11.78	8.133	3.43	11.13	1.96
2.150	2.94	5.150	11.78	8.150	3.43	11.15	1.96
2.167	2.94	5.167	11.78	8.167	3.43	11.17	1.96

VO6 Model Output Post-development Condition

2.183	2.94	5.183	11.78	8.183	3.43	11.18	1.96
2.200	2.94	5.200	11.78	8.200	3.43	11.20	1.96
2.217	2.94	5.217	11.78	8.217	3.43	11.22	1.96
2.233	2.94	5.233	11.78	8.233	3.43	11.23	1.96
2.250	2.94	5.250	11.78	8.250	3.43	11.25	1.96
2.267	2.94	5.267	11.78	8.267	3.43	11.27	1.96
2.283	2.94	5.283	11.78	8.283	3.43	11.28	1.96
2.300	2.94	5.300	11.78	8.300	3.43	11.30	1.96
2.317	2.94	5.317	11.78	8.317	3.43	11.32	1.96
2.333	2.94	5.333	11.78	8.333	3.43	11.33	1.96
2.350	2.94	5.350	11.78	8.350	3.43	11.35	1.96
2.367	2.94	5.367	11.78	8.367	3.43	11.37	1.96
2.383	2.94	5.383	11.78	8.383	3.43	11.38	1.96
2.400	2.94	5.400	11.78	8.400	3.43	11.40	1.96
2.417	2.94	5.417	11.78	8.417	3.43	11.42	1.96
2.433	2.94	5.433	11.78	8.433	3.43	11.43	1.96
2.450	2.94	5.450	11.78	8.450	3.43	11.45	1.96
2.467	2.94	5.467	11.78	8.467	3.43	11.47	1.96
2.483	2.94	5.483	11.78	8.483	3.43	11.48	1.96
2.500	2.94	5.500	11.81	8.500	3.43	11.50	1.96
2.517	2.94	5.517	47.10	8.517	3.43	11.52	1.96
2.533	2.94	5.533	47.10	8.533	3.43	11.53	1.96
2.550	2.94	5.550	47.10	8.550	3.43	11.55	1.96
2.567	2.94	5.567	47.10	8.567	3.43	11.57	1.96
2.583	2.94	5.583	47.10	8.583	3.43	11.58	1.96
2.600	2.94	5.600	47.10	8.600	3.43	11.60	1.96
2.617	2.94	5.617	47.10	8.617	3.43	11.62	1.96
2.633	2.94	5.633	47.10	8.633	3.43	11.63	1.96
2.650	2.94	5.650	47.10	8.650	3.43	11.65	1.96
2.667	2.94	5.667	47.10	8.667	3.43	11.67	1.96
2.683	2.94	5.683	47.10	8.683	3.43	11.68	1.96
2.700	2.94	5.700	47.10	8.700	3.43	11.70	1.96
2.717	2.94	5.717	47.10	8.717	3.43	11.72	1.96
2.733	2.94	5.733	47.10	8.733	3.43	11.73	1.96
2.750	2.94	5.750	47.18	8.750	3.43	11.75	1.96
2.767	2.94	5.767	112.18	8.767	3.43	11.77	1.96
2.783	2.94	5.783	112.18	8.783	3.43	11.78	1.96
2.800	2.94	5.800	112.18	8.800	3.43	11.80	1.96
2.817	2.94	5.817	112.18	8.817	3.43	11.82	1.96
2.833	2.94	5.833	112.28	8.833	3.43	11.83	1.96
2.850	2.94	5.850	195.31	8.850	3.43	11.85	1.96
2.867	2.94	5.867	195.31	8.867	3.43	11.87	1.96
2.883	2.94	5.883	195.31	8.883	3.43	11.88	1.96
2.900	2.94	5.900	195.31	8.900	3.43	11.90	1.96
2.917	2.94	5.917	195.16	8.917	3.43	11.92	1.96
2.933	2.94	5.933	81.10	8.933	3.43	11.93	1.96
2.950	2.94	5.950	81.10	8.950	3.43	11.95	1.96

VO6 Model Output Post-development Condition

```
                2.967    2.94 | 5.967   81.10 | 8.967    3.43 | 11.97    1.96
                2.983    2.94 | 5.983   81.10 | 8.983    3.43 | 11.98    1.96
                3.000    2.94 | 6.000   81.01 | 9.000    3.43 | 12.00    1.96

     Max.Eff.Inten.(mm/hr)=     195.28       120.04
                over (min)        5.00         4.00
     Storage Coeff.  (min)=       1.21 (ii)    3.91 (ii)
     Unit Hyd. Tpeak (min)=       5.00         4.00
     Unit Hyd. peak  (cms)=       0.45         0.29
                                                          *TOTALS*
     PEAK FLOW       (cms)=       0.13         0.02          0.147 (iii)
     TIME TO PEAK    (hrs)=       5.93         5.93           5.93
     RUNOFF VOLUME    (mm)=      98.11        67.06          93.45
     TOTAL RAINFALL   (mm)=      99.11        99.11          99.11
     RUNOFF COEFFICIENT   =       0.99         0.68           0.94


       (i) CN PROCEDURE SELECTED FOR PERVIOUS LOSSES:
            CN*  =  87.0    Ia = Dep. Storage  (Above)
      (ii) TIME STEP (DT) SHOULD BE SMALLER OR EQUAL
           THAN THE STORAGE COEFFICIENT.
     (iii) PEAK FLOW DOES NOT INCLUDE BASEFLOW IF ANY.

--------------------------------------------------------------------------------
--------------------
| RESERVOIR(  2031)|     OVERFLOW IS OFF
| IN= 2---> OUT= 1 |
| DT=  1.0 min     |     OUTFLOW    STORAGE   |  OUTFLOW    STORAGE
--------------------      (cms)     (ha.m.)   |   (cms)     (ha.m.)
                          0.0000     0.0000   |   0.0380      0.0120

                                AREA     QPEAK     TPEAK       R.V.
                                (ha)     (cms)     (hrs)       (mm)
   INFLOW : ID= 2 (  0203)      0.306      0.147      5.93      93.45
   OUTFLOW: ID= 1 (  2031)      0.306      0.036      6.07      93.19

                   PEAK   FLOW   REDUCTION [Qout/Qin](%)= 24.58
                   TIME SHIFT OF PEAK FLOW         (min)=  8.00
                   MAXIMUM  STORAGE   USED       (ha.m.)=  0.0114

--------------------------------------------------------------------------------
--------------------
| CALIB            |
| STANDHYD (  0204)|   Area    (ha)=   0.50
|ID= 1 DT= 1.0 min |   Total Imp(%)=  85.00   Dir. Conn.(%)=  85.00
--------------------
                              IMPERVIOUS    PERVIOUS (i)
```

VO6 Model Output Post-development Condition

Surface Area	(ha)=	0.42	0.07
Dep. Storage	(mm)=	1.00	5.00
Average Slope	(%)=	1.00	2.00
Length	(m)=	57.56	40.00
Mannings n	=	0.013	0.250

NOTE: RAINFALL WAS TRANSFORMED TO 1.0 MIN. TIME STEP.

---- TRANSFORMED HYETOGRAPH ----

TIME hrs	RAIN mm/hr	TIME hrs	RAIN mm/hr	TIME hrs	RAIN mm/hr	TIME hrs	RAIN mm/hr
0.017	2.45	3.017	3.92	6.017	17.66	9.02	3.43
0.033	2.45	3.033	3.92	6.033	17.66	9.03	3.43
0.050	2.45	3.050	3.92	6.050	17.66	9.05	3.43
0.067	2.45	3.067	3.92	6.067	17.66	9.07	3.43
0.083	2.45	3.083	3.92	6.083	17.66	9.08	3.43
0.100	2.45	3.100	3.92	6.100	17.66	9.10	3.43
0.117	2.45	3.117	3.92	6.117	17.66	9.12	3.43
0.133	2.45	3.133	3.92	6.133	17.66	9.13	3.43
0.150	2.45	3.150	3.92	6.150	17.66	9.15	3.43
0.167	2.45	3.167	3.92	6.167	17.66	9.17	3.43
0.183	2.45	3.183	3.92	6.183	17.66	9.18	3.43
0.200	2.45	3.200	3.92	6.200	17.66	9.20	3.43
0.217	2.45	3.217	3.92	6.217	17.66	9.22	3.43
0.233	2.45	3.233	3.92	6.233	17.66	9.23	3.43
0.250	2.45	3.250	3.92	6.250	17.66	9.25	3.43
0.267	2.45	3.267	3.92	6.267	17.66	9.27	3.43
0.283	2.45	3.283	3.92	6.283	17.66	9.28	3.43
0.300	2.45	3.300	3.92	6.300	17.66	9.30	3.43
0.317	2.45	3.317	3.92	6.317	17.66	9.32	3.43
0.333	2.45	3.333	3.92	6.333	17.66	9.33	3.43
0.350	2.45	3.350	3.92	6.350	17.66	9.35	3.43
0.367	2.45	3.367	3.92	6.367	17.66	9.37	3.43
0.383	2.45	3.383	3.92	6.383	17.66	9.38	3.43
0.400	2.45	3.400	3.92	6.400	17.66	9.40	3.43
0.417	2.45	3.417	3.92	6.417	17.66	9.42	3.43
0.433	2.45	3.433	3.92	6.433	17.66	9.43	3.43
0.450	2.45	3.450	3.92	6.450	17.66	9.45	3.43
0.467	2.45	3.467	3.92	6.467	17.66	9.47	3.43
0.483	2.45	3.483	3.92	6.483	17.66	9.48	3.43
0.500	2.45	3.500	3.92	6.500	17.65	9.50	3.43
0.517	2.45	3.517	3.92	6.517	7.85	9.52	3.43
0.533	2.45	3.533	3.92	6.533	7.85	9.53	3.43
0.550	2.45	3.550	3.92	6.550	7.85	9.55	3.43
0.567	2.45	3.567	3.92	6.567	7.85	9.57	3.43
0.583	2.45	3.583	3.92	6.583	7.85	9.58	3.43

VO6 Model Output Post-development Condition

0.600	2.45	3.600	3.92	6.600	7.85	9.60	3.43
0.617	2.45	3.617	3.92	6.617	7.85	9.62	3.43
0.633	2.45	3.633	3.92	6.633	7.85	9.63	3.43
0.650	2.45	3.650	3.92	6.650	7.85	9.65	3.43
0.667	2.45	3.667	3.92	6.667	7.85	9.67	3.43
0.683	2.45	3.683	3.92	6.683	7.85	9.68	3.43
0.700	2.45	3.700	3.92	6.700	7.85	9.70	3.43
0.717	2.45	3.717	3.92	6.717	7.85	9.72	3.43
0.733	2.45	3.733	3.92	6.733	7.85	9.73	3.43
0.750	2.45	3.750	3.92	6.750	7.85	9.75	3.43
0.767	2.45	3.767	3.92	6.767	7.85	9.77	3.43
0.783	2.45	3.783	3.92	6.783	7.85	9.78	3.43
0.800	2.45	3.800	3.92	6.800	7.85	9.80	3.43
0.817	2.45	3.817	3.92	6.817	7.85	9.82	3.43
0.833	2.45	3.833	3.92	6.833	7.85	9.83	3.43
0.850	2.45	3.850	3.92	6.850	7.85	9.85	3.43
0.867	2.45	3.867	3.92	6.867	7.85	9.87	3.43
0.883	2.45	3.883	3.92	6.883	7.85	9.88	3.43
0.900	2.45	3.900	3.92	6.900	7.85	9.90	3.43
0.917	2.45	3.917	3.92	6.917	7.85	9.92	3.43
0.933	2.45	3.933	3.92	6.933	7.85	9.93	3.43
0.950	2.45	3.950	3.92	6.950	7.85	9.95	3.43
0.967	2.45	3.967	3.92	6.967	7.85	9.97	3.43
0.983	2.45	3.983	3.92	6.983	7.85	9.98	3.43
1.000	2.45	4.000	3.92	7.000	7.85	10.00	3.43
1.017	2.45	4.017	5.89	7.017	7.85	10.02	1.96
1.033	2.45	4.033	5.89	7.033	7.85	10.03	1.96
1.050	2.45	4.050	5.89	7.050	7.85	10.05	1.96
1.067	2.45	4.067	5.89	7.067	7.85	10.07	1.96
1.083	2.45	4.083	5.89	7.083	7.85	10.08	1.96
1.100	2.45	4.100	5.89	7.100	7.85	10.10	1.96
1.117	2.45	4.117	5.89	7.117	7.85	10.12	1.96
1.133	2.45	4.133	5.89	7.133	7.85	10.13	1.96
1.150	2.45	4.150	5.89	7.150	7.85	10.15	1.96
1.167	2.45	4.167	5.89	7.167	7.85	10.17	1.96
1.183	2.45	4.183	5.89	7.183	7.85	10.18	1.96
1.200	2.45	4.200	5.89	7.200	7.85	10.20	1.96
1.217	2.45	4.217	5.89	7.217	7.85	10.22	1.96
1.233	2.45	4.233	5.89	7.233	7.85	10.23	1.96
1.250	2.45	4.250	5.89	7.250	7.85	10.25	1.96
1.267	2.45	4.267	5.89	7.267	7.85	10.27	1.96
1.283	2.45	4.283	5.89	7.283	7.85	10.28	1.96
1.300	2.45	4.300	5.89	7.300	7.85	10.30	1.96
1.317	2.45	4.317	5.89	7.317	7.85	10.32	1.96
1.333	2.45	4.333	5.89	7.333	7.85	10.33	1.96
1.350	2.45	4.350	5.89	7.350	7.85	10.35	1.96
1.367	2.45	4.367	5.89	7.367	7.85	10.37	1.96

VO6 Model Output Post-development Condition

1.383	2.45	4.383	5.89	7.383	7.85	10.38	1.96
1.400	2.45	4.400	5.89	7.400	7.85	10.40	1.96
1.417	2.45	4.417	5.89	7.417	7.85	10.42	1.96
1.433	2.45	4.433	5.89	7.433	7.85	10.43	1.96
1.450	2.45	4.450	5.89	7.450	7.85	10.45	1.96
1.467	2.45	4.467	5.89	7.467	7.85	10.47	1.96
1.483	2.45	4.483	5.89	7.483	7.85	10.48	1.96
1.500	2.45	4.500	5.89	7.500	7.85	10.50	1.96
1.517	2.45	4.517	7.85	7.517	5.89	10.52	1.96
1.533	2.45	4.533	7.85	7.533	5.89	10.53	1.96
1.550	2.45	4.550	7.85	7.550	5.89	10.55	1.96
1.567	2.45	4.567	7.85	7.567	5.89	10.57	1.96
1.583	2.45	4.583	7.85	7.583	5.89	10.58	1.96
1.600	2.45	4.600	7.85	7.600	5.89	10.60	1.96
1.617	2.45	4.617	7.85	7.617	5.89	10.62	1.96
1.633	2.45	4.633	7.85	7.633	5.89	10.63	1.96
1.650	2.45	4.650	7.85	7.650	5.89	10.65	1.96
1.667	2.45	4.667	7.85	7.667	5.89	10.67	1.96
1.683	2.45	4.683	7.85	7.683	5.89	10.68	1.96
1.700	2.45	4.700	7.85	7.700	5.89	10.70	1.96
1.717	2.45	4.717	7.85	7.717	5.89	10.72	1.96
1.733	2.45	4.733	7.85	7.733	5.89	10.73	1.96
1.750	2.45	4.750	7.85	7.750	5.89	10.75	1.96
1.767	2.45	4.767	7.85	7.767	5.89	10.77	1.96
1.783	2.45	4.783	7.85	7.783	5.89	10.78	1.96
1.800	2.45	4.800	7.85	7.800	5.89	10.80	1.96
1.817	2.45	4.817	7.85	7.817	5.89	10.82	1.96
1.833	2.45	4.833	7.85	7.833	5.89	10.83	1.96
1.850	2.45	4.850	7.85	7.850	5.89	10.85	1.96
1.867	2.45	4.867	7.85	7.867	5.89	10.87	1.96
1.883	2.45	4.883	7.85	7.883	5.89	10.88	1.96
1.900	2.45	4.900	7.85	7.900	5.89	10.90	1.96
1.917	2.45	4.917	7.85	7.917	5.89	10.92	1.96
1.933	2.45	4.933	7.85	7.933	5.89	10.93	1.96
1.950	2.45	4.950	7.85	7.950	5.89	10.95	1.96
1.967	2.45	4.967	7.85	7.967	5.89	10.97	1.96
1.983	2.45	4.983	7.85	7.983	5.89	10.98	1.96
2.000	2.45	5.000	7.85	8.000	5.88	11.00	1.96
2.017	2.94	5.017	11.78	8.017	3.43	11.02	1.96
2.033	2.94	5.033	11.78	8.033	3.43	11.03	1.96
2.050	2.94	5.050	11.78	8.050	3.43	11.05	1.96
2.067	2.94	5.067	11.78	8.067	3.43	11.07	1.96
2.083	2.94	5.083	11.78	8.083	3.43	11.08	1.96
2.100	2.94	5.100	11.78	8.100	3.43	11.10	1.96
2.117	2.94	5.117	11.78	8.117	3.43	11.12	1.96
2.133	2.94	5.133	11.78	8.133	3.43	11.13	1.96
2.150	2.94	5.150	11.78	8.150	3.43	11.15	1.96

VO6 Model Output Post-development Condition

2.167	2.94	5.167	11.78	8.167	3.43	11.17	1.96
2.183	2.94	5.183	11.78	8.183	3.43	11.18	1.96
2.200	2.94	5.200	11.78	8.200	3.43	11.20	1.96
2.217	2.94	5.217	11.78	8.217	3.43	11.22	1.96
2.233	2.94	5.233	11.78	8.233	3.43	11.23	1.96
2.250	2.94	5.250	11.78	8.250	3.43	11.25	1.96
2.267	2.94	5.267	11.78	8.267	3.43	11.27	1.96
2.283	2.94	5.283	11.78	8.283	3.43	11.28	1.96
2.300	2.94	5.300	11.78	8.300	3.43	11.30	1.96
2.317	2.94	5.317	11.78	8.317	3.43	11.32	1.96
2.333	2.94	5.333	11.78	8.333	3.43	11.33	1.96
2.350	2.94	5.350	11.78	8.350	3.43	11.35	1.96
2.367	2.94	5.367	11.78	8.367	3.43	11.37	1.96
2.383	2.94	5.383	11.78	8.383	3.43	11.38	1.96
2.400	2.94	5.400	11.78	8.400	3.43	11.40	1.96
2.417	2.94	5.417	11.78	8.417	3.43	11.42	1.96
2.433	2.94	5.433	11.78	8.433	3.43	11.43	1.96
2.450	2.94	5.450	11.78	8.450	3.43	11.45	1.96
2.467	2.94	5.467	11.78	8.467	3.43	11.47	1.96
2.483	2.94	5.483	11.78	8.483	3.43	11.48	1.96
2.500	2.94	5.500	11.81	8.500	3.43	11.50	1.96
2.517	2.94	5.517	47.10	8.517	3.43	11.52	1.96
2.533	2.94	5.533	47.10	8.533	3.43	11.53	1.96
2.550	2.94	5.550	47.10	8.550	3.43	11.55	1.96
2.567	2.94	5.567	47.10	8.567	3.43	11.57	1.96
2.583	2.94	5.583	47.10	8.583	3.43	11.58	1.96
2.600	2.94	5.600	47.10	8.600	3.43	11.60	1.96
2.617	2.94	5.617	47.10	8.617	3.43	11.62	1.96
2.633	2.94	5.633	47.10	8.633	3.43	11.63	1.96
2.650	2.94	5.650	47.10	8.650	3.43	11.65	1.96
2.667	2.94	5.667	47.10	8.667	3.43	11.67	1.96
2.683	2.94	5.683	47.10	8.683	3.43	11.68	1.96
2.700	2.94	5.700	47.10	8.700	3.43	11.70	1.96
2.717	2.94	5.717	47.10	8.717	3.43	11.72	1.96
2.733	2.94	5.733	47.10	8.733	3.43	11.73	1.96
2.750	2.94	5.750	47.18	8.750	3.43	11.75	1.96
2.767	2.94	5.767	112.18	8.767	3.43	11.77	1.96
2.783	2.94	5.783	112.18	8.783	3.43	11.78	1.96
2.800	2.94	5.800	112.18	8.800	3.43	11.80	1.96
2.817	2.94	5.817	112.18	8.817	3.43	11.82	1.96
2.833	2.94	5.833	112.28	8.833	3.43	11.83	1.96
2.850	2.94	5.850	195.31	8.850	3.43	11.85	1.96
2.867	2.94	5.867	195.31	8.867	3.43	11.87	1.96
2.883	2.94	5.883	195.31	8.883	3.43	11.88	1.96
2.900	2.94	5.900	195.31	8.900	3.43	11.90	1.96
2.917	2.94	5.917	195.16	8.917	3.43	11.92	1.96
2.933	2.94	5.933	81.10	8.933	3.43	11.93	1.96

VO6 Model Output Post-development Condition

```
                2.950    2.94 | 5.950   81.10 | 8.950    3.43 | 11.95    1.96
                2.967    2.94 | 5.967   81.10 | 8.967    3.43 | 11.97    1.96
                2.983    2.94 | 5.983   81.10 | 8.983    3.43 | 11.98    1.96
                3.000    2.94 | 6.000   81.01 | 9.000    3.43 | 12.00    1.96

     Max.Eff.Inten.(mm/hr)=     195.28       120.04
                over (min)        5.00         5.00
     Storage Coeff.  (min)=       1.40 (ii)    4.10 (ii)
     Unit Hyd. Tpeak (min)=       5.00         5.00
     Unit Hyd. peak  (cms)=       0.43         0.26
                                                          *TOTALS*
     PEAK FLOW       (cms)=       0.21         0.02          0.235 (iii)
     TIME TO PEAK    (hrs)=       5.93         5.95           5.93
     RUNOFF VOLUME    (mm)=      98.11        67.07          93.45
     TOTAL RAINFALL   (mm)=      99.11        99.11          99.11
     RUNOFF COEFFICIENT   =       0.99         0.68           0.94


       (i) CN PROCEDURE SELECTED FOR PERVIOUS LOSSES:
            CN*  =  87.0    Ia = Dep. Storage  (Above)
      (ii) TIME STEP (DT) SHOULD BE SMALLER OR EQUAL
           THAN THE STORAGE COEFFICIENT.
     (iii) PEAK FLOW DOES NOT INCLUDE BASEFLOW IF ANY.

--------------------------------------------------------------------------------
--------------------
| RESERVOIR(  2041)|     OVERFLOW IS OFF
| IN= 2---> OUT= 1 |
| DT=  1.0 min     |     OUTFLOW    STORAGE   |  OUTFLOW    STORAGE
--------------------      (cms)     (ha.m.)   |   (cms)     (ha.m.)
                          0.0000     0.0000   |   0.0610      0.0190

                                AREA     QPEAK     TPEAK       R.V.
                                (ha)     (cms)     (hrs)       (mm)
   INFLOW : ID= 2 (  0204)      0.497      0.235      5.93      93.45
   OUTFLOW: ID= 1 (  2041)      0.497      0.059      6.08      93.29

                   PEAK   FLOW   REDUCTION [Qout/Qin](%)= 25.16
                   TIME SHIFT OF PEAK FLOW         (min)=  9.00
                   MAXIMUM  STORAGE   USED       (ha.m.)=  0.0184

--------------------------------------------------------------------------------


--------------------
| ADD HYD  (  1010)|
|   1 +  2 =  3    |         AREA    QPEAK    TPEAK     R.V.
--------------------         (ha)    (cms)    (hrs)     (mm)
```

```
        ID1= 1 (  1060):     1.66   0.388     5.95    88.19
      + ID2= 2 (  2031):     0.31   0.036     6.07    93.19
        ====================================================
        ID = 3 (  1010):     1.96   0.417     5.95    88.97

     NOTE:  PEAK FLOWS DO NOT INCLUDE BASEFLOWS IF ANY.
-------------------------------------------------------------------------------

--------------------
| ADD HYD  (  1010)|
|   3 +  2 =  1    |         AREA    QPEAK    TPEAK     R.V.
--------------------         (ha)    (cms)    (hrs)     (mm)
        ID1= 3 (  1010):     1.96   0.417     5.95    88.97
      + ID2= 2 (  2041):     0.50   0.059     6.08    93.29
        ====================================================
        ID = 1 (  1010):     2.46   0.464     5.95    89.84

     NOTE:  PEAK FLOWS DO NOT INCLUDE BASEFLOWS IF ANY.
-------------------------------------------------------------------------------

--------------------
| ADD HYD  (  1010)|
|   1 +  2 =  3    |         AREA    QPEAK    TPEAK     R.V.
--------------------         (ha)    (cms)    (hrs)     (mm)
        ID1= 1 (  1010):     2.46   0.464     5.95    89.84
      + ID2= 2 (  0209):     0.38   0.168     5.93    88.79
        ====================================================
        ID = 3 (  1010):     2.85   0.628     5.95    89.70

     NOTE:  PEAK FLOWS DO NOT INCLUDE BASEFLOWS IF ANY.
-------------------------------------------------------------------------------

--------------------
| ADD HYD  (  1010)|
|   3 +  2 =  1    |         AREA    QPEAK    TPEAK     R.V.
--------------------         (ha)    (cms)    (hrs)     (mm)
        ID1= 3 (  1010):     2.85   0.628     5.95    89.70
      + ID2= 2 (  2152):     0.10   0.021     5.80    93.45
        ====================================================
        ID = 1 (  1010):     2.95   0.649     5.95    89.83

     NOTE:  PEAK FLOWS DO NOT INCLUDE BASEFLOWS IF ANY.
-------------------------------------------------------------------------------
--------------------
| RESERVOIR( 10101)|     OVERFLOW IS ON
| IN= 2---> OUT= 1 |
| DT=  1.0 min     |     OUTFLOW    STORAGE   |  OUTFLOW    STORAGE
```

```
                    VO6 Model Output Post-development Condition
--------------------      (cms)     (ha.m.)   |   (cms)     (ha.m.)
                          0.0000     0.0000   |   0.3210      0.0075

                                AREA     QPEAK     TPEAK       R.V.
                                (ha)     (cms)     (hrs)       (mm)
   INFLOW : ID= 2 (  1010)      2.947      0.649      5.95      89.83
   OUTFLOW: ID= 1 ( 10101)      2.947      0.321      5.87      84.01
   OVERFLOW:ID= 3 (  0003)      0.000      0.328      5.95       0.00

                    TOTAL NUMBER OF SIMULATION OVERFLOW  =     0
                    CUMULATIVE TIME OF OVERFLOW  (HOURS) =  0.00
                    PERCENTAGE OF TIME OVERFLOWING   (%) =  0.00

                    PEAK   FLOW   REDUCTION [Qout/Qin](%)= 49.46
                    TIME SHIFT OF PEAK FLOW         (min)= -5.00
                    MAXIMUM  STORAGE   USED       (ha.m.)=  0.0075

--------------------------------------------------------------------------------
--------------------
| SHIFT HYD(  2002)|
| IN= 2---> OUT= 1 |
| SHIFT=  1.0 min  |      AREA     QPEAK     TPEAK      R.V.
--------------------      (ha)     (cms)     (hrs)      (mm)
          ID= 2 ( 10101):    0.00     0.33      5.95      0.00
    SHIFT ID= 1 (  2002):    0.00     0.33      5.97      0.00

--------------------------------------------------------------------------------
--------------------
| SHIFT HYD(  2001)|
| IN= 2---> OUT= 1 |
| SHIFT=  1.0 min  |      AREA     QPEAK     TPEAK      R.V.
--------------------      (ha)     (cms)     (hrs)      (mm)
          ID= 2 ( 10101):    2.95     0.32      5.87     84.01
    SHIFT ID= 1 (  2001):    2.95     0.32      5.88     84.01

--------------------------------------------------------------------------------

--------------------
| ADD HYD  (  2000)|
|   1 +  2 =  3    |         AREA    QPEAK    TPEAK     R.V.
--------------------         (ha)    (cms)    (hrs)     (mm)
*** W A R N I N G :  HYDROGRAPH   0003 = HYDROGRAPH 0001
        ID1= 1 (  2001):     2.95   0.321     5.88    84.01
      + ID2= 2 (  2002):     0.00   0.328     5.97     0.00
        ====================================================
        ID = 3 (  2000):     2.95   0.649     5.97    90.04
```

```
                    VO6 Model Output Post-development Condition
     NOTE:  PEAK FLOWS DO NOT INCLUDE BASEFLOWS IF ANY.
-------------------------------------------------------------------------------

 FINISH
===============================================================================
========================
```

Detailed Stormceptor Sizing Report – 685 Warden Ave.

Project Information & Location			
Project Name	685 Warden Ave.	**Project Number**	21013
City	Toronto	**State/ Province**	Ontario
Country	Canada	**Date**	6/11/2021
Designer Information		**EOR Information (optional)**	
Name	Brandon O'Leary	**Name**	Reza Kazemi
Company	Forterra	**Company**	Counterpoint Engineering Inc.
Phone #	905-630-0359	**Phone #**	
Email	brandon.oleary@forterrabp.com	**Email**	rkazemi@counterpointeng.com

Stormwater Treatment Recommendation

The recommended Stormceptor Model(s) which achieve or exceed the user defined water quality objective for each site within the project are listed in the below Sizing Summary table.

Site Name	685 Warden Ave.
Recommended Stormceptor Model	STC 2000
Target TSS Removal (%)	80.0
TSS Removal (%) Provided	80
PSD	City of Toronto
Rainfall Station	TORONTO CENTRAL

The recommended Stormceptor model achieves the water quality objectives based on the selected inputs, historical rainfall records and selected particle size distribution.

Stormceptor Sizing Summary		
Stormceptor Model	**% TSS Removal Provided**	**% Runoff Volume Captured Provided**
STC 300	64	81
STC 750	74	90
STC 1000	76	90
STC 1500	77	90
STC 2000	80	95
STC 3000	81	95
STC 4000	85	97
STC 5000	86	97
STC 6000	88	99
STC 9000	91	99
STC 10000	92	99
STC 14000	93	100
StormceptorMAX	Custom	Custom

Stormceptor
The Stormceptor oil and sediment separator is sized to treat stormwater runoff by removing pollutants through gravity separation and flotation. Stormceptor's patented design generates positive TSS removal for each rainfall event, including large storms. Significant levels of pollutants such as heavy metals, free oils and nutrients are prevented from entering natural water resources and the re-suspension of previously captured sediment (scour) does not occur.
Stormceptor provides a high level of TSS removal for small frequent storm events that represent the majority of annual rainfall volume and pollutant load. Positive treatment continues for large infrequent events, however, such events have little impact on the average annual TSS removal as they represent a small percentage of the total runoff volume and pollutant load.

Design Methodology
Stormceptor is sized using PCSWMM for Stormceptor, a continuous simulation model based on US EPA SWMM. The program calculates hydrology using local historical rainfall data and specified site parameters. With US EPA SWMM's precision, every Stormceptor unit is designed to achieve a defined water quality objective. The TSS removal data presented follows US EPA guidelines to reduce the average annual TSS load. The Stormceptor's unit process for TSS removal is settling. The settling model calculates TSS removal by analyzing:
• Site parameters
• Continuous historical rainfall data, including duration, distribution, peaks & inter-event dry periods
• Particle size distribution, and associated settling velocities (Stokes Law, corrected for drag)
• TSS load
• Detention time of the system

Hydrology Analysis
PCSWMM for Stormceptor calculates annual hydrology with the US EPA SWMM and local continuous historical rainfall data. Performance calculations of Stormceptor are based on the average annual removal of TSS for the selected site parameters. The Stormceptor is engineered to capture sediment particles by treating the required average annual runoff volume, ensuring positive removal efficiency is maintained during each rainfall event, and preventing negative removal efficiency (scour). Smaller recurring storms account for the majority of rainfall events and average annual runoff volume, as observed in the historical rainfall data analyses presented in this section.

Rainfall Station			
State/Province	Ontario	**Total Number of Rainfall Events**	2719
Rainfall Station Name	TORONTO CENTRAL	**Total Rainfall (mm)**	13185.4
Station ID #	0100	**Average Annual Rainfall (mm)**	732.5
Coordinates	43°37'N, 79°23'W	**Total Evaporation (mm)**	928.8
Elevation (ft)	328	**Total Infiltration (mm)**	3938.1
Years of Rainfall Data	18	**Total Rainfall that is Runoff (mm)**	8318.5

Notes
• Stormceptor performance estimates are based on simulations using PCSWMM for Stormceptor, which uses the EPA Rainfall and Runoff modules. • Design estimates listed are only representative of specific project requirements based on total suspended solids (TSS) removal defined by the selected PSD, and based on stable site conditions only, after construction is completed. • For submerged applications or sites specific to spill control, please contact your local Stormceptor representative for further design assistance.

Drainage Area	
Total Area (ha)	0.92
Imperviousness %	70

Up Stream Storage	
Storage (ha-m)	Discharge (cms)
0.000	0.000

Water Quality Objective	
TSS Removal (%)	80.0
Runoff Volume Capture (%)	90.00
Oil Spill Capture Volume (L)	
Peak Conveyed Flow Rate (L/s)	
Water Quality Flow Rate (L/s)	

Up Stream Flow Diversion	
Max. Flow to Stormceptor (cms)	

Design Details	
Stormceptor Inlet Invert Elev (m)	
Stormceptor Outlet Invert Elev (m)	
Stormceptor Rim Elev (m)	
Normal Water Level Elevation (m)	
Pipe Diameter (mm)	
Pipe Material	
Multiple Inlets (Y/N)	No
Grate Inlet (Y/N)	No

Particle Size Distribution (PSD)

Removing the smallest fraction of particulates from runoff ensures the majority of pollutants, such as metals, hydrocarbons and nutrients are captured. The table below identifies the Particle Size Distribution (PSD) that was selected to define TSS removal for the Stormceptor design.

City of Toronto		
Particle Diameter (microns)	Distribution %	Specific Gravity
10.0	20.0	2.65
30.0	10.0	2.65
50.0	10.0	2.65
95.0	20.0	2.65
265.0	20.0	2.65
1000.0	20.0	2.65

Site Name	685 Warden Ave.

Site Details

Drainage Area

Total Area (ha)	0.92
Imperviousness %	70

Surface Characteristics

Width (m)	192.00
Slope %	2
Impervious Depression Storage (mm)	0.508
Pervious Depression Storage (mm)	5.08
Impervious Manning's n	0.015
Pervious Manning's n	0.25

Maintenance Frequency

Maintenance Frequency (months) >	12

Infiltration Parameters

Horton's equation is used to estimate infiltration	
Max. Infiltration Rate (mm/hr)	61.98
Min. Infiltration Rate (mm/hr)	10.16
Decay Rate (1/sec)	0.00055
Regeneration Rate (1/sec)	0.01

Evaporation

Daily Evaporation Rate (mm/day)	2.54

Dry Weather Flow

Dry Weather Flow (lps)	0

Winter Months

Winter Infiltration	0

TSS Loading Parameters

TSS Loading Function	Build Up/ Wash-off

Buildup/Wash-off Parameters

Target Event Mean Conc. (EMC) mg/L	125
Exponential Buildup Power	0.40
Exponential Washoff Exponent	0.20

TSS Availability Parameters

Availability Constant A	0.057
Availability Factor B	0.04
Availability Exponent C	1.10
Min. Particle Size Affected by Availability (micron)	400

Cumulative Runoff Volume by Runoff Rate			
Runoff Rate (L/s)	Runoff Volume (m³)	Volume Over (m³)	Cumulative Runoff Volume (%)
1	20224	56921	26.2
4	47738	29406	61.9
9	62301	14842	80.8
16	68645	8498	89.0
25	71930	5213	93.2
36	73861	3283	95.7
49	75078	2066	97.3
64	75821	1323	98.3
81	76299	845	98.9
100	76594	550	99.3
121	76727	417	99.5
144	76800	345	99.6
169	76850	294	99.6
196	76894	250	99.7
225	76930	214	99.7
256	76958	186	99.8
289	76988	156	99.8
324	77019	125	99.8
361	77053	91	99.9
400	77088	56	99.9
441	77112	32	100.0

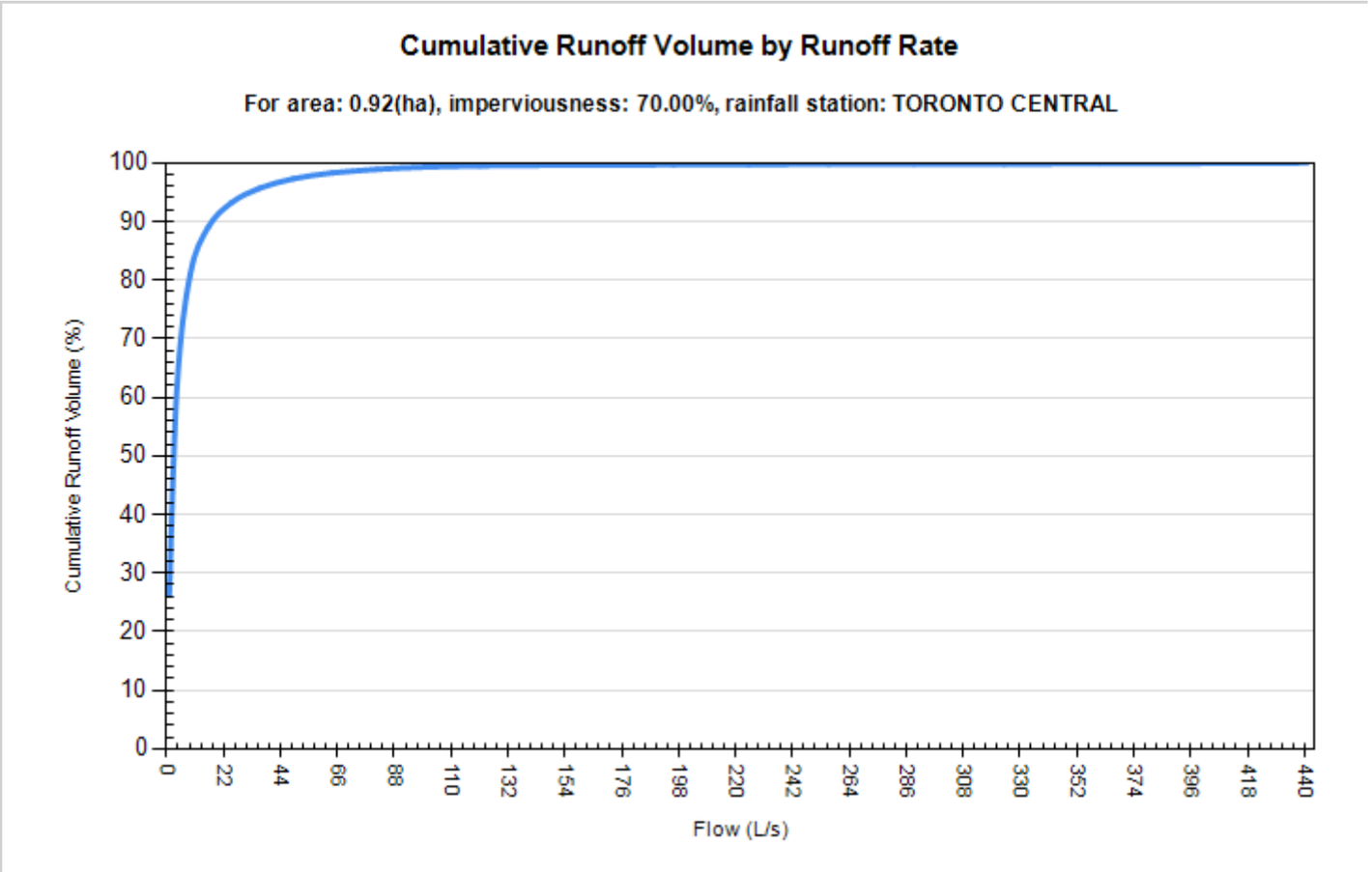
Cumulative Runoff Volume by Runoff Rate
For area: 0.92(ha), imperviousness: 70.00%, rainfall station: TORONTO CENTRAL
Cumulative Runoff Volume (%)
100
90
80
70
60
50
40
30
20
10
0
0
22
44
66
88
110
132
154
176
198
220
242
264
286
308
330
352
374
396
418
440
Flow (L/s)

Rainfall Event Analysis				
Rainfall Depth (mm)	No. of Events	Percentage of Total Events (%)	Total Volume (mm)	Percentage of Annual Volume (%)
6.35	2091	76.9	3344	25.4
12.70	345	12.7	3201	24.3
19.05	131	4.8	2062	15.6
25.40	63	2.3	1358	10.3
31.75	42	1.5	1185	9.0
38.10	20	0.7	678	5.1
44.45	9	0.3	377	2.9
50.80	11	0.4	521	4.0
57.15	3	0.1	159	1.2
63.50	1	0.0	61	0.5
69.85	0	0.0	0	0.0
76.20	1	0.0	73	0.6
82.55	1	0.0	80	0.6
88.90	1	0.0	85	0.6
95.25	0	0.0	0	0.0
101.60	0	0.0	0	0.0

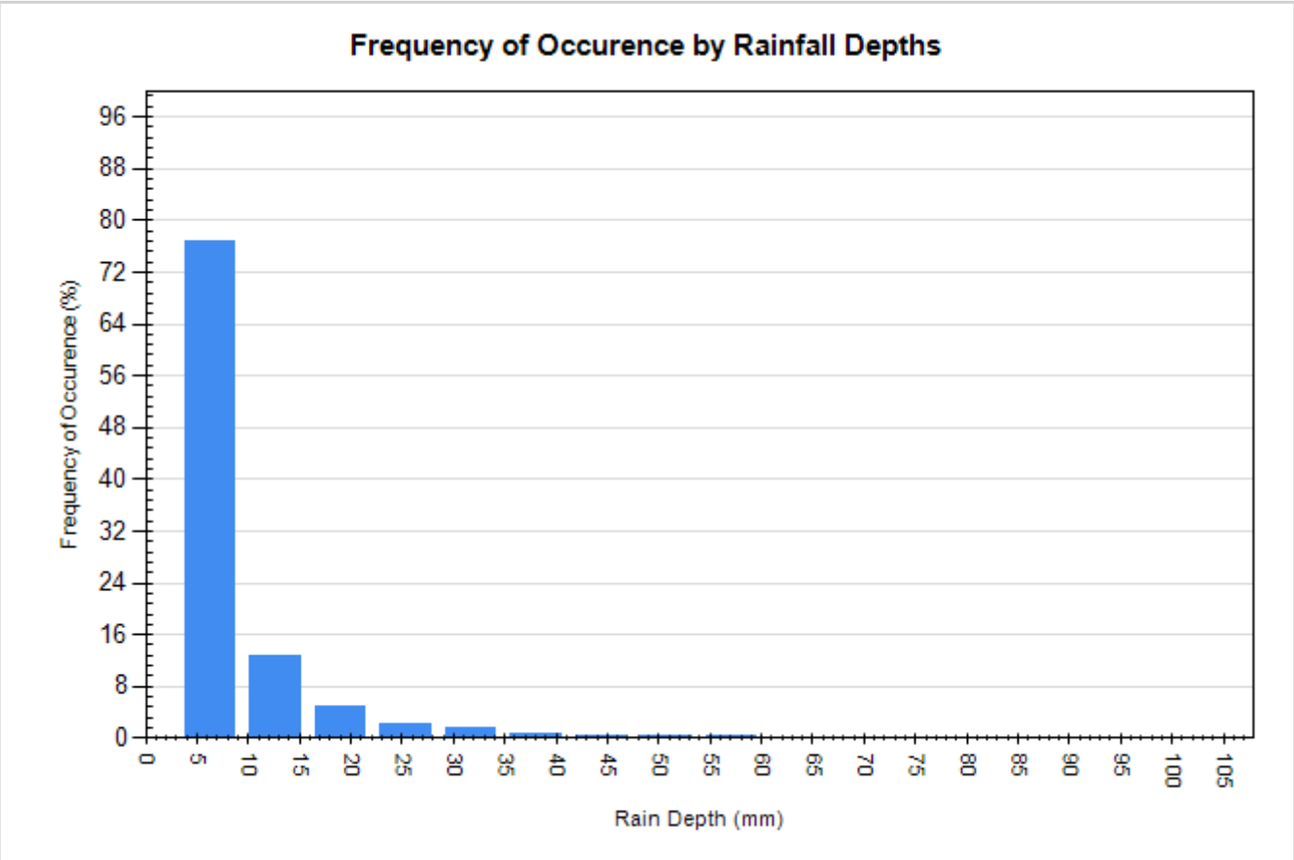

For Stormceptor Specifications and Drawings Please Visit:
http://www.imbriumsystems.com/technical-specifications

APPENDIX C

Counterpoint Engineering Inc.

Proposed Conditions

Project: 685 Warden Avenue
Project No: 21013
Location: Toronto
Site Area: 2.63 ha

City of Toronto Sanitary Guidelines

Average Flow

Residential	240	litres/person/day
Office	250	litres/person/day
Commercial	180000	litres/floor ha/day
Infiltration	0.26	litres/second/ha

Retail /Residential Population Criteria

1B/Studio	1.4	ppu
2B	2.1	ppu
3B	3.1	ppu
Single Detached	3.5	ppu
Semi-Detached	2.7	ppu
Townhouse	2.7	ppu
Office	3.3	pp/100m^2

	Residential Units				Retail	Office
	1B/Studio	**2B/2B+D**	**3B/3B+D**	**Total Units**	**Area (m^2)**	**Area (m^2)**
Building A	**130**	**48**	**20**	**198**	**0**	**-**
Building B	**91**	**45**	**33**	**169**	**0**	**-**
Building C	**280**	**158**	**32**	**470**	**480**	**-**
Building E	**94**	**51**	**0**	**145**	**0**	**-**
Building D	**257**	**108**	**54**	**419**	**0**	**-**
Building F	**76**	**42**	**0**	**118**	**513**	**-**
TOTAL	**928**	**452**	**139**	**1519**	**993**	**-**

	Population Density 1B/ Studio	**Population Density 2B/2B+D**	**Population Density 3B/3B+D**	**TOTAL POPULATION**	**Average Flow (l/day)**	**l/s**
Residential	1299	949	431	2680	643,200	7.44

	Area (m^2)	**Average Flow (l/day)**	**l/s**
Retail Area	993	17,874	0.21

Harmon Peaking Factor

Total Population	**Harmon Peak Factor**
2680	**3.48**

Retail Peak Sanitary Flow	0.21	**l/s**	
Residential Peak Sanitary Flow	25.93	**l/s**	
Total Sanitary Flow	26.14	**l/s**	
Long-term Dewatering Flow	527	**m^3/day**	(Based on Hydrogeological Investigation, with 2.0 safety factor applied)
	6.10	**l/s**	
Infiltration	0.68	**l/s**	
Flow	**32.92**	**l/s**	

SANITARY SEWER DESIGN SHEET

685 WARDEN AVENUE

CITY OF TORONTO

Min. Sewer Diameter (mm) =	250	Infiltration Rate (L/s/ha) =	0.26
Mannings "n"=	0.013	Max. Harmon Peaking Factor=	4.5
Minimum Velocity (m/s) =	0.60	Min. Harmon Peaking Factor=	1.5
Minimum Pipe Grade (%) =	0.35	Maximum Velocity (m/s) =	3.7
Avg. Flow Per Capite (L/cap/d) =	450		
Commercial Flows =	180,000 l/day/ha		

Project: 685 WARDEN AVENUE
Project No: 21013
Date: 24-Jun-21
Designed by: GR
Checked by: DD

LOCATION			AREA			RESIDENTIAL FLOWS				NON-RESIDENTIAL FLOWS			INFILTRATION			GROUNDWATER		SEWER PIPE									
STREET	MANHOLE FROM	MANHOLE TO	Residential Density	Incremental Area ha	Cummulative Area	Incremental Population P	Cummulative Population	M	Peak Flow l/s	Non-residential Area m^2	Cummulative Area m^2	Peak Flow l/s	A Inc. ha	A Cum. ha	I l/s	G Inc. l/s	G Cum.	Q TOTAL l/s	LENGTH (m)	SLOPE S %	D (mm)	TYPE OF PIPE	ROUGH. COEFF.	Q FULL (L/s)	Velocity Actual (m/s)	Velocity Full (m/s)	Capacity (%)
TOWER A	MH114A-1	MH114A	1361.1	0.18	0.33	245	245	4.10	5.23	0	0	0.00	0.18	0.33	0.09	0.68	0.68	6.00	11.8	2.00	250	PVC	0.013	87.7	0.97	1.73	6.8%
Proposed New Street	MH114A	MH113A	0.0	0.20	0.53	0	245	4.10	5.23	0	0	0.00	0.00	0.53	0.14	0.00	0.68	6.05	44.1	1.00	250	PVC	0.013	62.0	0.78	1.22	9.7%
TOWER C	MH113A-1	MH113A	3442.9	0.21	0.33	723	723	3.90	14.69	0	0	0.00	0.21	0.33	0.09	0.68	0.68	15.45	12.0	2.00	250	PVC	0.013	87.7	1.29	1.73	17.6%
Proposed New Street	MH113A	MH112A	0.0	0.05	0.91	0	968	3.80	19.16	0	0	0.00	0.00	0.91	0.24	0.00	1.36	20.75	27.0	0.50	250	PVC	0.013	43.9	0.85	0.87	47.3%
PODIUM E-C	MH112A-1	MH112A	2222.2	0.09	0.33	200	200	4.10	4.27	480	480	0.10	0.09	0.33	0.09	0.68	0.68	5.13	12.0	2.00	250	PVC	0.013	87.7	0.93	1.73	5.9%
Proposed New Street	MH112A	MH111A	0.0	0.06	1.30	0	1168	3.80	23.12	0	480	0.10	0.00	1.30	0.34	0.00	2.03	25.59	33.0	0.50	250	PVC	0.013	43.9	0.89	0.87	58.3%
TOWER A	MH111A-1	MH111A	695.0	0.20	0.33	139	139	4.20	3.04	0	0	0.00	0.20	0.33	0.09	0.68	0.68	3.80	12.1	2.00	250	PVC	0.013	87.7	0.86	1.73	4.3%
Proposed New Street	MH111A	MH110A	0.0	0.08	1.71	0	1307	3.70	25.19	0	480	0.10	0.00	1.71	0.44	0.00	2.71	28.44	41.6	0.50	250	PVC	0.013	43.9	0.92	0.87	64.8%
Proposed New Street	MH110A	MH109A	0.0	0.08	1.79	0	1307	3.70	25.19	0	480	0.10	0.00	1.79	0.47	0.00	2.71	28.46	32.9	0.50	250	PVC	0.013	43.9	0.92	0.87	64.9%
Proposed New Street	MH109A	MH108A	0.0	0.00	1.79	0	1307	3.70	25.19	0	480	0.10	0.00	1.79	0.47	0.00	2.71	28.46	2.3	0.50	250	PVC	0.013	43.9	0.92	0.87	64.9%
Proposed Park	MH108A-2	MH108A	40.0	0.25	0.33	10	10	4.40	0.23	0	0	0.00	0.25	0.33	0.09	0.00	0.00	0.31	11.8	2.00	250	PVC	0.013	87.7	0.38	1.73	0.4%
PODIUM A - B	MH108A-1	MH108A	833.3	0.24	0.33	200	200	4.10	4.27	0	0	0.00	0.24	0.33	0.09	0.68	0.68	5.03	10.3	2.00	250	PVC	0.013	87.7	0.93	1.73	5.7%
Proposed New Street	MH108A	MH107A	0.0	0.19	0.85	0	210	4.10	4.48	0	0	0.00	0.00	0.85	0.22	0.00	0.68	5.38	59.8	0.50	250	PVC	0.013	43.9	0.58	0.87	12.3%
Proposed New Street	MH107A	MH106A	0.0	0.06	0.91	0	210	4.10	4.48	0	0	0.00	0.00	0.91	0.24	0.00	0.68	5.40	12.5	0.50	250	PVC	0.013	43.9	0.58	0.87	12.3%
Proposed New Street	MH106A	MH105A	0.0	0.00	0.91	0	210	4.10	4.48	0	0	0.00	0.00	0.91	0.24	0.00	0.68	5.40	8.2	0.50	250	PVC	0.013	43.9	0.58	0.87	12.3%
TOWER B	MH105A-1	MH105A	1178.9	0.19	0.33	224	224	4.10	4.78	0	0	0.00	0.19	0.33	0.09	0.68	0.68	5.55	11.7	2.00	250	PVC	0.013	87.7	0.97	1.73	6.3%
Proposed New Street	MH105A	MH104A	0.0	0.15	1.39	0	434	4.00	9.04	0	0	0.00	0.00	1.39	0.36	0.00	1.36	10.76	79.5	0.50	250	PVC	0.013	43.9	0.71	0.87	24.5%
TOWER D	MH104A-1	MH104A	3270.0	0.20	0.33	654	654	3.90	13.28	0	0	0.00	0.20	0.33	0.09	0.68	0.68	14.05	11.7	2.00	250	PVC	0.013	87.7	1.27	1.73	16.0%
Proposed New Street	MH104A	MH103A	0.0	0.08	1.80	0	1088	3.80	21.53	0	0	0.00	0.00	1.80	0.47	0.00	2.03	24.03	44.7	0.50	250	PVC	0.013	43.9	0.88	0.87	54.8%
PODIUM D - F	MH103A-1	MH103A	2222.2	0.09	0.33	200	200	4.10	4.27	0	0	0.00	0.09	0.33	0.09	0.68	0.68	5.03	11.7	2.00	250	PVC	0.013	87.7	0.93	1.73	5.7%
Proposed New Street	MH103A	MH102A	0.0	0.06	2.19	0	1288	3.70	24.82	0	0	0.00	0.00	2.19	0.57	0.00	2.71	28.10	33.0	0.50	250	PVC	0.013	43.9	0.92	0.87	64.1%
TOWER F	MH102A-1	MH102A	475.0	0.20	0.33	95	95	4.20	2.08	513	513	0.11	0.20	0.33	0.09	0.68	0.68	2.95	11.7	2.00	250	PVC	0.013	87.7	0.78	1.73	3.4%
Proposed New Street	MH102A	MH101A	0.0	0.04	2.56	0	1383	3.70	26.65	0	513	0.11	0.00	2.56	0.67	0.00	3.39	30.81	18.8	0.50	250	PVC	0.013	43.9	0.93	0.87	70.2%
Proposed New Street	MH101A	MH100A	0.0	0.05	2.61	0	1383	3.70	26.65	0	513	0.11	0.00	2.61	0.68	0.00	3.39	30.83	25.2	0.50	250	PVC	0.013	43.9	0.93	0.87	70.3%

Actual flow velocities below minimum due to low contributing population

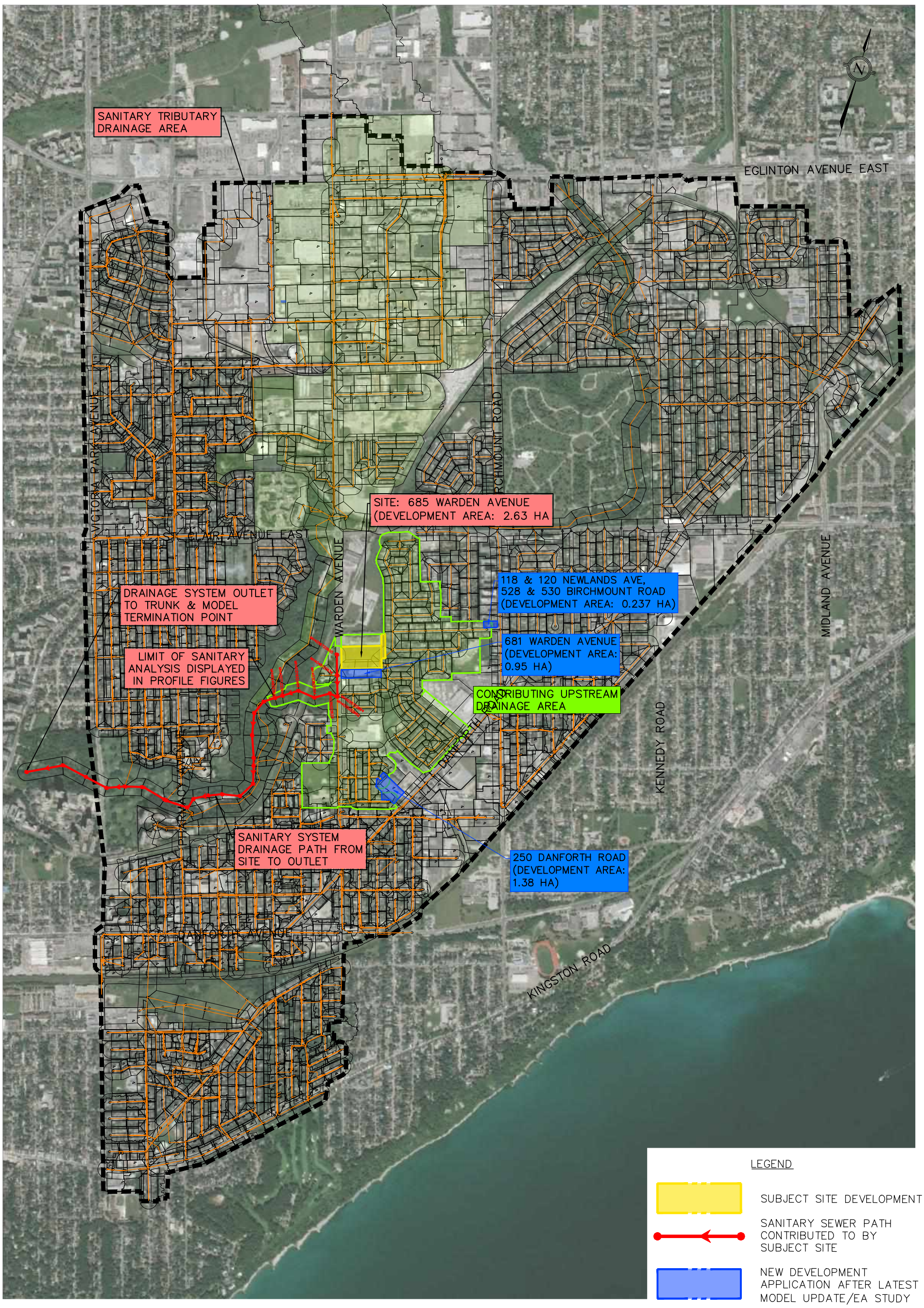

counterpoint ENGINEERING

COUNTERPOINT ENGINEERING INC.

8395 Jane St., Suite 100, Vaughan, ON L4K 5Y2 Phone 905.326.1404 Fax 905.326.1405

SANITARY MODELING PLAN

685 WARDEN AVENUE
COMMERCIAL DEVELOPMENT
SCARBOROUGH, ONTARIO

DRAWING BY: JL
CHECKED BY: RK
SCALE: N.T.S.

DATE: JUNE 2021
PROJECT No. 21013
FIGURE No. 1A

SANITARY DESIGN CALCULATIONS
Table C1: InfoWorks Model Results (Scenario 1 Pre-development Condition_Dry Weather)

Project Name: 685 Warden Avenue
Municipality: City of Toronto
Project No.: 21013
Date: 28-Jun-21

Prepared by: R.K.

Model Area # 34

Pipe ID	Cond. Height (mm)	Cond. Length (m)	US Inv (m)	DS Inv (m)	Gradient (m/m)	Capacity (m^3/s)	Max. Surcharge State	Max._DS_Total Head (m)	Max._DS_FLOW (m^3/s)	DS_ Ground El. (m)	DS_Freeboard (m)
MH4056722600.1	250	106.9	138.803	137.734	0.010	0.059	0.54	137.870	0.005	142.671	4.801
MH4045122634.1	250	107.7	137.734	136.657	0.010	0.059	0.54	136.675	0.033	140.820	4.145
MH4035722664.1	250	5.8	136.569	136.258	0.054	0.138	0.70	136.432	0.047	140.844	4.412
MH4035222662.1	300	37.2	136.308	134.333	0.053	0.223	0.41	134.457	0.074	138.583	4.126
MH4035022625.1	300	82.4	134.333	129.958	0.053	0.223	0.41	130.082	0.074	132.338	2.256
MH4030822554.1	300	88.8	129.958	125.244	0.053	0.223	0.41	125.368	0.074	128.467	3.099
MH4031922466.1	300	86.3	125.244	120.662	0.053	0.223	0.41	120.786	0.074	122.261	1.475
MH4027122394.1	300	40.5	120.662	118.512	0.053	0.223	0.41	118.236	0.074	121.195	2.959

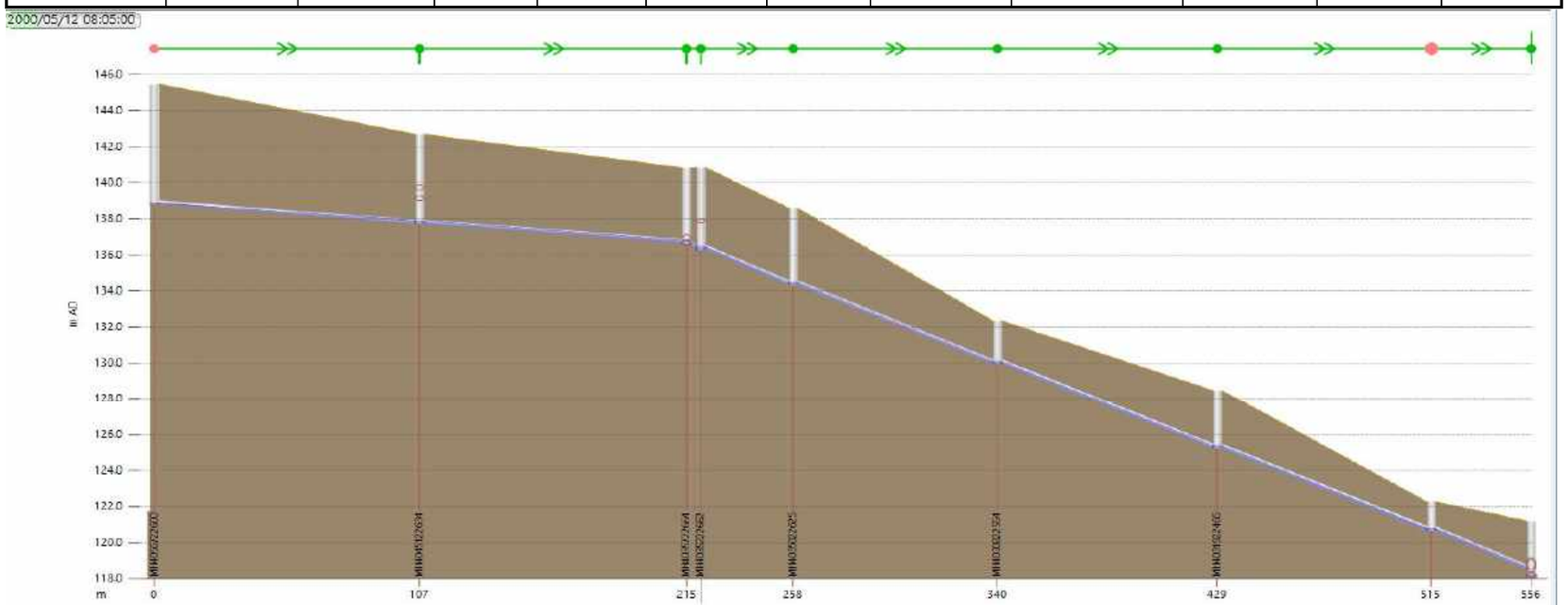

Link	MH4056722600.1	MH4045122634.1	-	-	MH4035022625.1	MH4030822554.1	MH4031922466.1	MH4027122394.1
height (mm)	250	250	-	300	300	300	300	300
surc	0.54	0.54	-	0.41	0.41	0.41	0.41	0.41
US total head (m AD)	138.878	137.944	-	136.797	134.822	130.447	125.733	121.151
DS flow (m3/s)	0.00508	0.03284	-	0.07366	0.07365	0.07365	0.07365	0.07364
DS total head (m AD)	137.872	136.867	-	134.820	130.445	125.731	121.149	119.001

Node	MH4056722600	MH4045122634	MH4035722664	-	MH4035022625	MH4030822554	MH4031922466	MH4027122394	-
ground (m AD)	145.456	142.671	140.820	-	138.583	132.338	128.467	122.261	-
Ch floor lev (m AD)	138.803	137.734	136.569	-	134.333	129.958	125.244	120.662	-
level (m AD)	138.856	137.870	136.675	-	134.457	130.082	125.368	120.786	-
flood dep (m)	-6.600	-4.801	-4.145	-4.412	-4.126	-2.256	-3.099	-1.475	-2.959

Counterpoint Engineering Inc.
8395 Jane Street, Suite 100 Vaughan, Ontario L4K 5Y2
TEL: (905) 326-1404 FAX: (905) 326-1405
www.counterpointeng.com

SANITARY DESIGN CALCULATIONS
Table C2: InfoWorks Model Results (Scenario 2 Pre-development Condition_Extreme Condition; May 12, 2000 Storm Event)

Project Name: 685 Warden Avenue
Municipality: City of Toronto
Project No.: 21013
Date: 28-Jun-21

Prepared by: R.K.

Model Area # 34

Pipe ID	Cond. Height (mm)	Cond. Length (m)	US Inv (m)	DS Inv (m)	Gradient (m/m)	Capacity (m^3/s)	Max. Surcharge State	Max._DS_Total Head (m)	Max._DS_FLOW (m^3/s)	DS_ Ground El. (m)	DS_Freeboard (m)
MH4056722600.1	250	106.9	138.80	137.73	0.010	0.059	1.00	139.446	0.006	142.671	3.225
MH4045122634.1	250	107.7	137.73	136.66	0.010	0.059	2.00	137.180	0.086	140.820	3.640
MH4035722664.1	250	5.8	136.57	136.26	0.054	0.138	2.00	136.713	0.153	140.844	4.131
MH4035222662.1	300	37.2	136.31	134.33	0.053	0.223	1.00	134.754	0.212	138.583	3.829
MH4035022625.1	300	82.4	134.33	129.96	0.053	0.223	1.00	130.453	0.214	132.338	1.885
MH4030822554.1	300	88.8	129.96	125.24	0.053	0.223	1.00	125.734	0.216	128.467	2.733
MH4031922466.1	300	86.3	125.24	120.66	0.053	0.223	1.00	121.065	0.218	122.261	1.196
MH4027122394.1	300	40.5	120.66	118.51	0.053	0.223	0.98	118.709	0.218	121.195	2.486

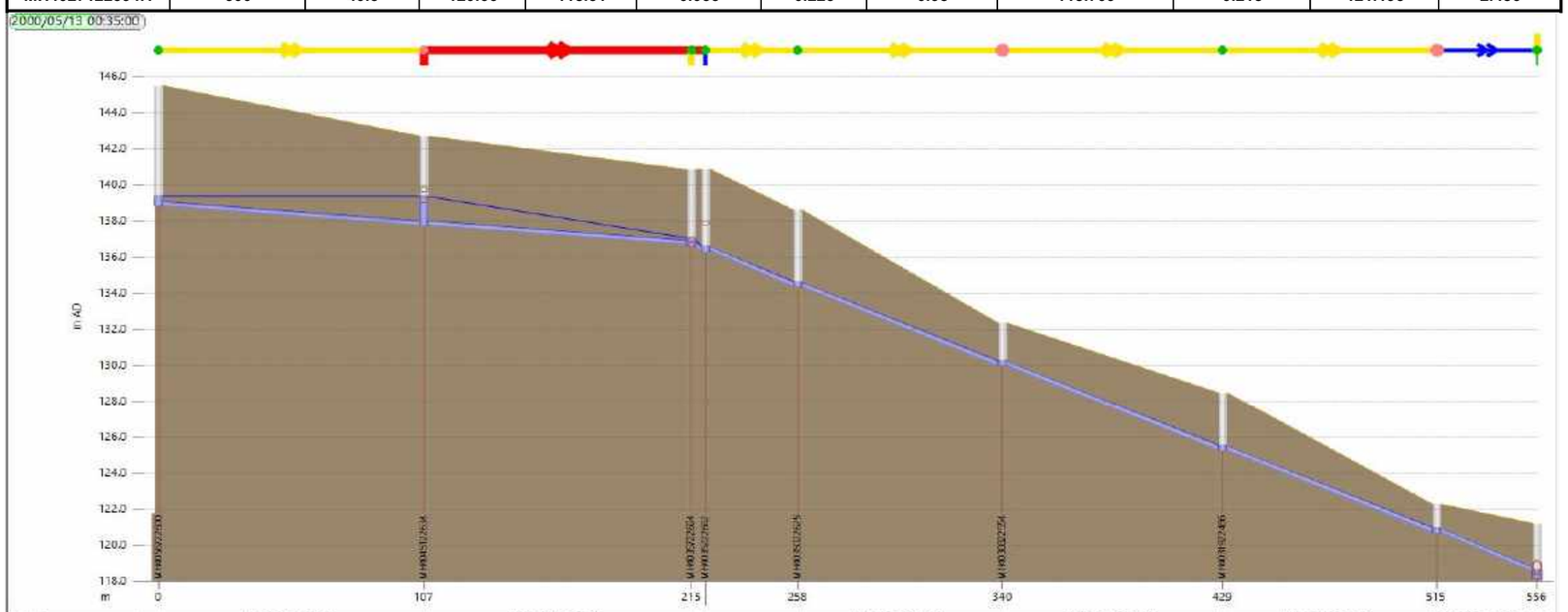

Link	MH4056722600.1	MH4045122634.1	-	-	MH4035022625.1	MH4030822554.1	MH4031922466.1	MH4027122394.1
height (mm)	250	250	-	300	300	300	300	300
surc	1.00	2.00	-	1.00	1.00	1.00	1.00	0.98
US total head (m AD)	139.460	139.540	-	137.167	135.205	130.822	126.110	121.527
DS flow (m3/s)	0.00640	0.08607	-	0.21230	0.21381	0.21565	0.21754	0.21834
DS total head (m AD)	139.447	137.319	-	135.180	130.883	126.173	121.518	119.377

Node	MH4056722600	MH4045122634	MH4035722664	-	MH4035022625	MH4030822554	MH4031922466	MH4027122394	-
ground (m AD)	145.456	142.671	140.820	-	136.583	132.338	128.467	122.261	-
Ch floor lev (m AD)	130.803	137.734	136.569	-	134.333	129.958	125.244	120.662	-
level (m AD)	139.459	139.446	137.180	-	134.754	130.453	125.734	121.065	-
flood dep (m)	-5.997	-3.225	-3.640	-4.131	-3.829	-1.885	-2.733	-1.196	-2.486

Counterpoint Engineering Inc.
8395 Jane Street, Suite 100 Vaughan, Ontario L4K 5Y2
TEL: (905) 326-1404 FAX: (905) 326-1405
www.counterpointeng.com

SANITARY DESIGN CALCULATIONS
Table C3: InfoWorks Model Results (Scenario 3 Post-development Condition_Dry Weather)

Project Name: 685 Warden Avenue
Municipality: City of Toronto
Project No.: 21013
Date: 28-Jun-21

Prepared by: R.K.

Model Area # 34

Pipe ID	Cond. Height (mm)	Cond. Length (m)	US Inv (m)	DS Inv (m)	Gradient (m/m)	Capacity (m^3/s)	Max. Surcharge State	Max._DS_Total Head (m)	Max._DS_FLOW (m^3/s)	DS_ Ground El. (m)	DS_Freeboard (m)
MH4056722600.1	250	106.9	138.80	137.73	0.010	0.059	1.00	138.224	0.038	142.671	4.447
MH4045122634.1	250	107.7	137.73	136.66	0.010	0.059	2.00	136.719	0.066	140.820	4.101
MH4035722664.1	250	5.8	136.57	136.26	0.054	0.138	0.81	136.458	0.080	140.844	4.386
MH4035222662.1	300	37.2	136.31	134.33	0.053	0.223	0.50	134.483	0.106	138.583	4.100
MH4035022625.1	300	82.4	134.33	129.96	0.053	0.223	0.50	130.108	0.106	132.338	2.230
MH4030822554.1	300	88.8	129.96	125.24	0.053	0.223	0.50	125.394	0.106	128.467	3.073
MH4031922466.1	300	86.3	125.24	120.66	0.053	0.223	0.50	120.812	0.106	122.261	1.449
MH4027122394.1	300	40.5	120.66	118.51	0.053	0.223	0.50	118.266	0.106	121.195	2.929

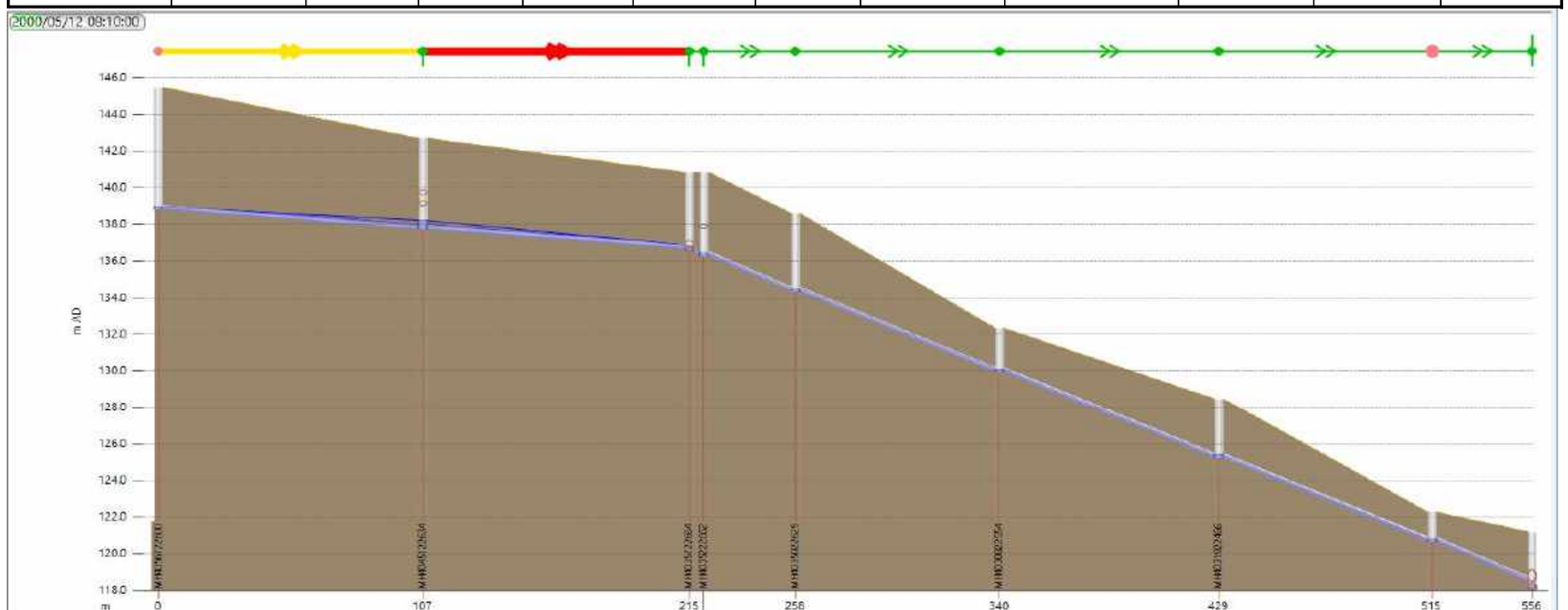

Link	MH4056722600.1	MH4045122634.1	-	-	MH4035022625.1	MH4030822554.1	MH4031922466.1	MH4027122394.1
height (mm)	250	250	-	300	300	300	300	300
surc	1.00	2.00	-	0.50	0.50	0.50	0.50	0.50
US total head (m AD)	139.032	138.289	-	136.921	134.946	130.571	125.857	121.275
DS flow (m3/s)	0.03774	0.06552	-	0.10625	0.10625	0.10624	0.10624	0.10624
DS total head (m AD)	138.251	136.980	-	134.942	130.567	125.853	121.271	119.125

Node	MH4056722600	MH4045122634	MH4035722664	-	MH4035022625	MH4030822554	MH4031922466	MH4027122394	-
ground (m AD)	145.456	142.671	140.820	-	138.583	132.338	128.467	122.261	-
Ch floor lev (m AD)	138.803	137.754	136.569	-	134.333	129.958	125.244	120.562	-
level (m AD)	138.951	138.224	136.719	-	134.483	130.108	125.394	120.812	-
flood dep (m)	-6.505	-4.447	-4.101	-4.386	-4.100	-2.230	-3.073	-1.449	-2.929

Counterpoint Engineering Inc.
8395 Jane Street, Suite 100 Vaughan, Ontario L4K 5Y2
TEL: (905) 326-1404 FAX: (905) 326-1405
www.counterpointeng.com

SANITARY DESIGN CALCULATIONS
Table C4: InfoWorks Model Results (Scenario 4 Post-development Condition_Extreme Condition; May 12, 2000 Storm Event)

Project Name: 685 Warden Avenue
Municipality: City of Toronto
Project No.: 21013
Date: 28-Jun-21

Prepared by: R.K.

Model Area # 34

Pipe ID	Cond. Height (mm)	Cond. Length (m)	US Inv (m)	DS Inv (m)	Gradient (m/m)	Capacity (m^3/s)	Max. Surcharge State	Max._DS_Total Head (m)	Max._DS_FLOW (m^3/s)	DS_ Ground El. (m)	DS_Freeboard (m)
MH4056722600.1	250	106.9	138.80	137.73	0.010	0.059	1.00	141.520	0.040	142.671	1.151
MH4045122634.1	250	107.7	137.73	136.66	0.010	0.059	2.00	138.165	0.114	140.820	2.655
MH4035722664.1	250	5.8	136.57	136.26	0.054	0.138	2.00	137.656	0.166	140.844	3.188
MH4035222662.1	300	37.2	136.31	134.33	0.053	0.223	1.00	135.601	0.219	138.583	2.982
MH4035022625.1	300	82.4	134.33	129.96	0.053	0.223	1.00	131.055	0.221	132.338	1.283
MH4030822554.1	300	88.8	129.96	125.24	0.053	0.223	1.00	126.083	0.223	128.467	2.384
MH4031922466.1	300	86.3	125.24	120.66	0.053	0.223	2.00	121.176	0.224	122.261	1.085
MH4027122394.1	300	40.5	120.66	118.51	0.053	0.223	2.00	118.716	0.225	121.195	2.479

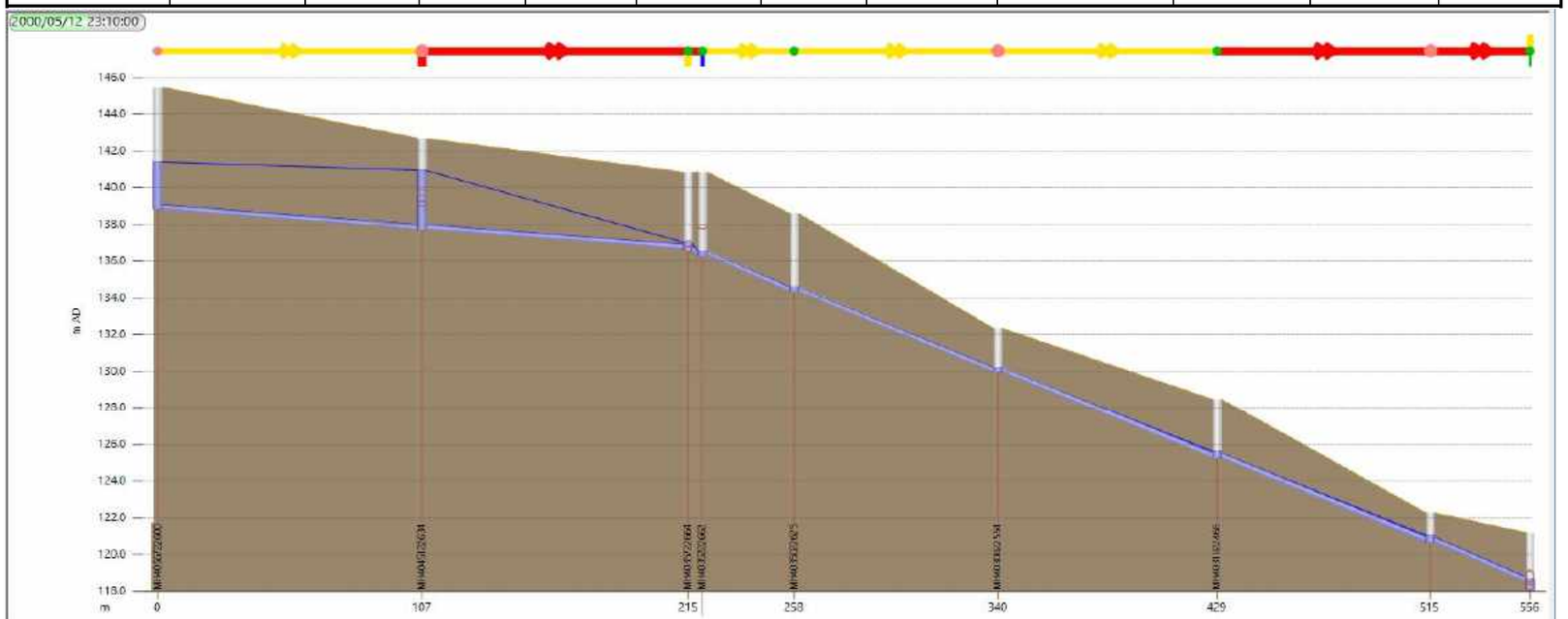

Link	MH4056722600.1	MH4045122634.1	-	-	MH4035022625.1	MH4030822554.1	MH4031922466.1	MH4027122394.1
height (mm)	250	250	-	300	300	300	300	300
surc	1.00	2.00	-	1.00	1.00	1.00	2.00	2.00
US total head (m AD)	141.983	141.621	-	137.989	135.944	131.412	126.461	121.599
DS flow (m3/s)	0.03974	0.11423	-	0.21919	0.22101	0.22274	0.22426	0.22496
DS total head (m AD)	141.536	138.335	-	135.999	131.470	126.523	121.649	119.377

Node	MH4056722600	MH4045122634	MH4035722664	-	MH4035022625	MH4030822554	MH4031922466	MH4027122394	-
ground (m AD)	145.456	142.671	140.820	-	138.583	132.338	128.467	122.261	-
Ch floor lev (m AD)	138.603	137.734	136.569	-	134.333	129.958	125.244	120.662	-
level (m AD)	141.969	141.520	138.165	-	135.601	131.055	126.083	121.176	-
flood dep (m)	-3.487	-1.151	-2.655	-3.188	-2.982	-1.283	-2.384	-1.085	-2.479

Counterpoint Engineering Inc.
8395 Jane Street, Suite 100 Vaughan, Ontario L4K 5Y2
TEL: (905) 326-1404 FAX: (905) 326-1405
www.counterpointeng.com

SANITARY DESIGN CALCULATIONS
Table C5: InfoWorks Model Results (Scenario 5 Post-development Condition Pluse Pipe Proposed Upgrades _Dry Weather)

Project Name: 685 Warden Avenue
Municipality: City of Toronto
Project No.: 21013
Date: 28-Jun-21

Prepared by: R.K.

Model Area # 34

Pipe ID	Cond. Height (mm)	Cond. Length (m)	US Inv (m)	DS Inv (m)	Gradient (m/m)	Capacity (m^3/s)	Max. Surcharge State	Max._DS_Total Head (m)	Max._DS_FLOW (m^3/s)	DS_ Ground El. (m)	DS_Freeboard (m)
MH4056722600.1	250	106.9	138.80	137.73	0.010	0.059	0.64	137.895	0.038	142.671	4.776
MH4045122634.1	375	107.7	137.73	136.66	0.010	0.059	0.43	136.719	0.066	140.820	4.101
MH4035722664.1	250	5.8	136.57	136.26	0.054	0.138	0.81	136.458	0.080	140.844	4.386
MH4035222662.1	300	37.2	136.31	134.33	0.053	0.223	0.50	134.483	0.107	138.583	4.100
MH4035022625.1	300	82.4	134.33	129.96	0.053	0.223	0.50	130.108	0.107	132.338	2.230
MH4030822554.1	300	88.8	129.96	125.24	0.053	0.223	0.50	125.394	0.107	128.467	3.073
MH4031922466.1	300	86.3	125.24	120.66	0.053	0.223	0.50	120.812	0.107	122.261	1.449
MH4027122394.1	300	40.5	120.66	118.51	0.053	0.223	0.50	118.267	0.107	121.195	2.928

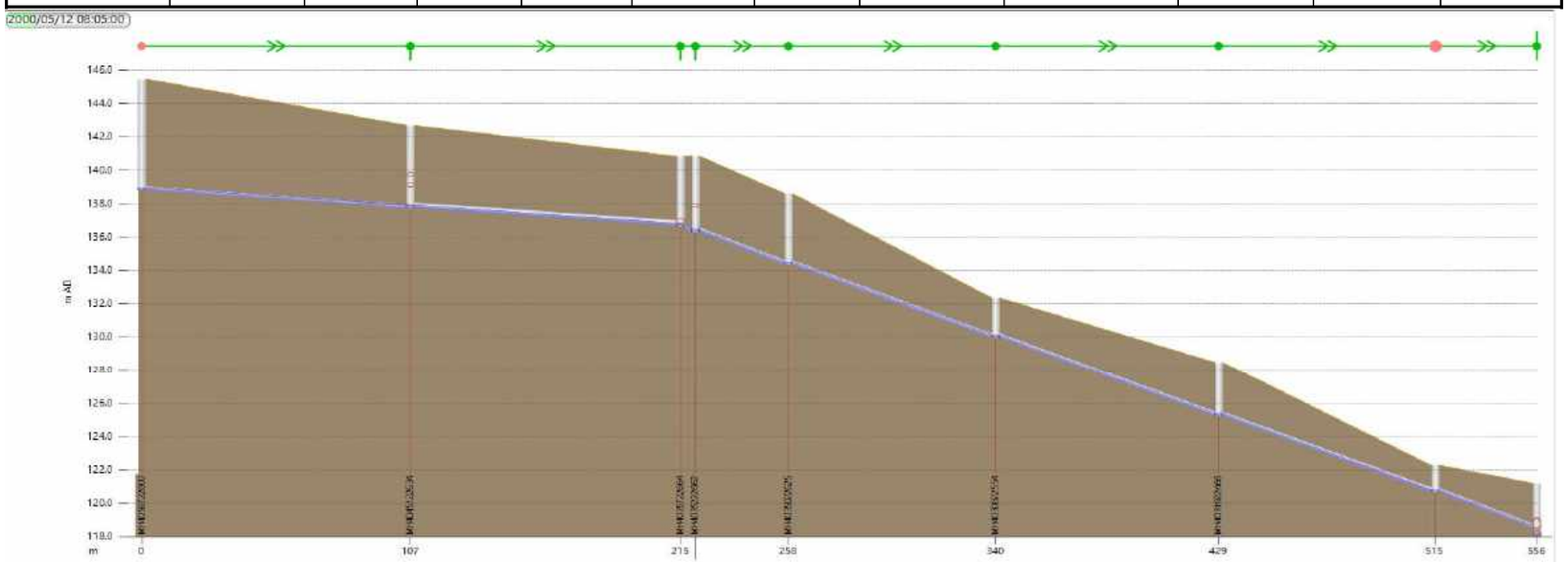

Link	MH4056722600.1	MH4045122634.1	-	MH4035222662.1	MH4035022625.1	MH4030822554.1	MH4031922466.1	MH4027122394.1
height (mm)	250	375	-	300	300	300	300	300
surc	0.64	0.43	-	0.50	0.50	0.50	0.50	0.50
US total head (m AD)	139.032	138.003	-	136.923	134.948	130.573	125.659	121.277
DS flow (m3/s)	0.03796	0.06575	-	0.10659	0.10659	0.10659	0.10659	0.10658
DS total head (m AD)	137.961	136.926	-	134.943	130.568	125.854	121.272	119.127

Node	MH4056722600	MH4045122634	MH4035722664	-	MH4035022625	MH4030822554	MH4031922466	MH4027122394	-
ground (m AD)	145.456	142.671	140.820	140.844	138.583	132.338	128.467	122.261	121.195
Ch floor lev (m AD)	138.803	137.734	136.569	136.258	134.333	129.958	125.244	120.662	118.107
level (m AD)	138.951	137.895	136.719	136.458	134.483	130.108	125.394	120.812	118.267
flood dep (m)	-6.505	-4.776	-4.101	-4.386	-4.100	-2.230	-3.073	-1.449	-2.928

Counterpoint Engineering Inc.
8395 Jane Street, Suite 100 Vaughan, Ontario L4K 5Y2
TEL: (905) 326-1404 FAX: (905) 326-1405
www.counterpointeng.com

SANITARY DESIGN CALCULATIONS
Table C6: InfoWorks Model Results (Scenario 6 Post-development Condition Pluse Pipe Proposed Upgrades_Extreme Condition; May 12, 2000 Storm Event)

Project Name: 685 Warden Avenue
Municipality: City of Toronto
Project No.: 21013
Date: 28-Jun-21

Prepared by: R.K.

Model Area # 34

Pipe ID	Cond. Height (mm)	Cond. Length (m)	US Inv (m)	DS Inv (m)	Gradient (m/m)	Capacity (m^3/s)	Max. Surcharge State	Max._DS_Total Head (m)	Max._DS_FLOW (m^3/s)	DS_ Ground El. (m)	DS_Freeboard (m)
MH4056722600.1	250	106.9	138.80	137.73	0.010	0.059	1.00	139.258	0.045	142.671	3.413
MH4045122634.1	375	107.7	137.73	136.66	0.010	0.059	1.00	138.763	0.133	140.820	2.057
MH4035722664.1	250	5.8	136.57	136.26	0.054	0.138	2.00	138.219	0.178	140.844	2.625
MH4035222662.1	300	37.2	136.31	134.33	0.053	0.223	2.00	136.097	0.223	138.583	2.486
MH4035022625.1	300	82.4	134.33	129.96	0.053	0.223	2.00	131.404	0.225	132.338	0.934
MH4030822554.1	300	88.8	129.96	125.24	0.053	0.223	2.00	126.280	0.226	128.467	2.187
MH4031922466.1	300	86.3	125.24	120.66	0.053	0.223	2.00	121.231	0.228	122.261	1.030
MH4027122394.1	300	40.5	120.66	118.51	0.053	0.223	2.00	118.718	0.228	121.195	2.477

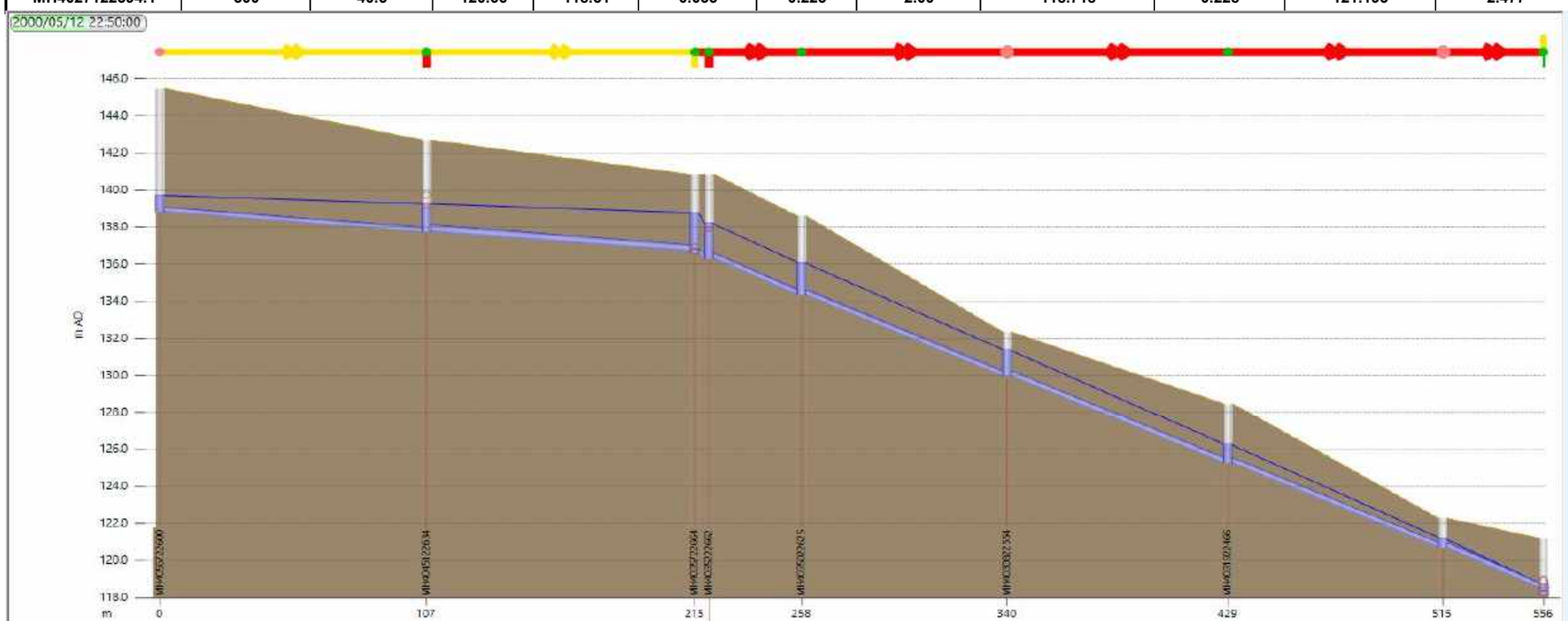

Link	MH4056722600.1	MH4045122634.1	-	-	MH4035022625.1	MH4030822554.1	MH4031922466.1	MH4027122394.1
height (mm)	250	375	-	300	300	300	300	300
surc	1.00	1.00	-	2.00	2.00	2.00	2.00	2.00
US total head (m AD)	139.731	139.298	-	138.536	136.426	131.754	126.657	121.611
DS flow (m3/s)	0.04463	0.13298	-	0.22306	0.22471	0.22626	0.22762	0.22823
DS total head (m AD)	139.281	138.807	-	136.430	131.812	126.720	121.713	119.380

Node	MH4056722600	MH4045122634	MH4035722664	-	MH4035022625	MH4030822554	MH4031922466	MH4027122394	-
ground (m AD)	145.456	142.671	140.820	-	138.583	132.338	128.467	122.261	-
Ch floor lev (m AD)	138.803	137.754	136.569	-	134.333	129.958	125.244	120.662	-
level (m AD)	139.710	139.258	138.763	-	136.097	131.404	126.280	121.231	-
flood dep (m)	-5.746	-3.413	-2.057	-2.625	-2.486	-0.934	-2.187	-1.030	-2.477

Counterpoint Engineering Inc.
8395 Jane Street, Suite 100 Vaughan, Ontario L4K 5Y2
TEL: (905) 326-1404 FAX: (905) 326-1405
www.counterpointeng.com

Table C7: 685 Warden Avenue Recent Applications List for Sanitary Analysis

No.	Address	Consulting	Project (report title)	Report date	Site area (ha)	Post-development			Page
						Population	Commercial/Retail Flow (l/s)	Infiltration Flow (l/s)	
1	681 Warden Avenue	Edilesse Consulting Civil Engineers	Functional Servicing and Stormwater Management Report	Feb-18	0.10	-	2.360	0.026	59
2	250 Danforth Road	Valdor Engineering Inc.	Functional Servicing and Stormwater Management Report	Mar-21	0.68	674	-	0.177	11
3	118 & 120 Newlands Ave, 528 & 530 Birchmount Road	PWEI	Functional Servicing Report	Sep-20	0.14	21	-	0.037	3

APPENDIX D

Counterpoint Engineering Inc.

WATER DEMANDS BY BLOCK AND BUILDING

Project: 685 Warden Avenue
Project No: 21013
Location: Toronto

Per Capita Demand

Single Family	310	litres/person/day
Multi-Unit	191	litres/person/day

Retail/Residential Population Criteria

1 Bedroom / 1 Bedroom/Den	1.4	ppu
2 Bedroom	2.1	ppu
3 Bedroom	3.1	ppu
Commercial/Retail	1.1	persons/100m^2
Office	3.3	persons/100m^2

Unit and Floor Area Breakdown

EQUIVALENT POPULATION SUMMARY											
Location	Studio/1 Bedroom Units	2 Bedroom Units	3 Bedroom Units	Townhouses	Total Residential Units	Total Residential Population	Office/Recreational (m^2)	Commercial (m^2)	Industrial (lot size in ha)	Total Office, Industrial and Retail Population	Total Equivalent Population
	1.4 persons/unit	2.1 persons/unit	3.1 persons/unit	2.7 persons/unit	Units	Equivalent Population	3.3 persons/100 m^2	1.1 persons/100 m^2	136 persons/ha	Equivalent Population	Equivalent Population
Building A	130	48	20	0	198	345	0	0.0	0	0	345
Building B	91	45	33	0	169	324	0	0.0	0	0	324
Building C	280	158	32	0	470	823	0	480.2	0	5	828
Building D	94	51	0	0	145	239	0	0.0	0	0	239
Building E	257	108	54	0	419	754	0	0.0	0	0	754
Building F	76	42	0	0	118	195	0	512.8	0	6	200
Totals:	**928**	**452**	**139**	**0**	**1,519**	**2,679**	**0**	**993**	**0**	**11**	**2,690**

Peaking Factors

Land Use	Minimum Hour	Maximum Hour	Maximum Day
Apartments	0.84	2.50	1.30
Commercial	0.84	1.20	1.10
Industrial	0.84	1.90	1.10
Institutional	0.84	1.90	1.10

Summary of Demands

Location	Daily Water Demand (L/sec)	Max Day Water Demand (L/sec)	Peak Hour Water Demand (L/sec)	Fire Demand Required (L/sec)	Max Day plus Fire Demand (L/sec)
Building A	0.76	0.99	1.91	83.33	84.32
Building B	0.72	0.93	1.79	83.33	84.27
Building C	1.83	2.38	4.58	83.33	85.71
Building D	0.53	0.69	1.32	100.00	**100.69**
Building E	1.67	2.17	4.17	66.67	68.83
Building F	0.44	0.58	1.11	83.33	83.91

Counterpoint Engineering Inc.

REQUIRED FIRE FLOW WORKSHEET - PROPOSED DEVELOPMENT

Project: 685 Warden Avenue
Project No: 21013
Building: Building A

Guide for Determination of Required Flow Copyright I.S.O

$$F = 220C\sqrt{A}$$

where

F = the required fire flow in litres per minute.
C = coefficient related to the type of construction.
= 1.5 for wood frame construction (structure essentially all combustible).
= 1.0 for ordinary construction (brick or other masonry walls, combustible floor and interior).
= 0.8 for non-combustible construction (unprotected metal structural components, masonry or metal walls).
= 0.6 for fire-resistive construction (fully protected frame, floors, roof).

A = The total floor area in square metres (including all storeys, but excluding basements at least 50 percent below grade) in the building being considered.

Type of Construction		Class Factor
WF	Wood Frame	1.5
OC	Ordinary Construction	1.0
NC	Non-Combustible	0.8
FC	Fire-Resistive	0.6

Area Notes for Fire Resistive Buildings (from FUS manual, 1999):

If Vertical Openings are inadequately protected (less than 1-hour fire rating): Area is the total of the two largest adjoining floors (above ground level) plus 50% of the area of each of the next 8 adjoining floors above that.

Contents		% Reduction
NC	Non-Combustible	25
LC	Limited Combustible	15
C	Combustible	0
FB	Free Burning	15
RB	Rapid Burning	25

If Vertical Openings are adequately protected (at least 1-hour fire rating): Area is the total of the largest floor (above ground level) plus 25% of the area of each of the next 2 immediately adjoining floors above that.

1) Fire Flow

Type of Construction:	FC		
C=	0.6		
A=	3,766.63	m^2	*Assume vertical openings are protected.*
F=	**8,000**	**L/min**	*Round to nearest 1,000 L/min.*

2) Occupancy Reduction/Surcharge

Contents Factor:		LC			
Reduction/Surcharge of		-15%		=	-1,200 L/min
F=	**8000L/min +**	**-1200**	**L/min**	=	**6,800 L/min**

3) System Type Reduction

NFPA 13 Sprinkler:		YES	30%		
Standard Water Supply:		YES	10%		
Fully Supervised:		YES	10%		
Total			50%		
Reduction of		50%	L/min	=	3,400 L/min
F=	**6800L/min -**	**3,400**	**L/min**	=	**3,400 L/min**

4) Separation Charge

Building Face	Dist(m)	Charge
North	36	5%
East	46	0%
South	32	5%
West	12	15%
Total		25%

of **6800 L/min** = **1,700 L/min**
(max exposure charge can be 75%)

Separation	Charge	Separation	Charge
0 to 3m	25%	20.1 to 30 m	10%
3.1 to 10m	20%	30.1 to 45m	5%
10.1 to 20m	15%		

F = 3400L/min + 1700L/min = 5,100 L/min (2,000L/min<F<45,000L/min)

F =	**5,000**	**L/min**
F =	**83**	**L/s**
F =	**1,321**	**gpm**

(round to the nearest 1,000L/min)

Counterpoint Engineering Inc.

REQUIRED FIRE FLOW WORKSHEET - PROPOSED DEVELOPMENT

Project: 685 Warden Avenue
Project No: 21013
Building: Building B

Guide for Determination of Required Flow Copyright I.S.O

$$F = 220C\sqrt{A}$$

where

F = the required fire flow in litres per minute.
C = coefficient related to the type of construction.
= 1.5 for wood frame construction (structure essentially all combustible).
= 1.0 for ordinary construction (brick or other masonry walls, combustible floor and interior).
= 0.8 for non-combustible construction (unprotected metal structural components, masonry or metal walls).
= 0.6 for fire-resistive construction (fully protected frame, floors, roof).

A = The total floor area in square metres (including all storeys, but excluding basements at least 50 percent below grade) in the building being considered.

Type of Construction		Class Factor
WF	Wood Frame	1.5
OC	Ordinary Construction	1.0
NC	Non-Combustible	0.8
FC	Fire-Resistive	0.6

Contents		% Reduction
NC	Non-Combustible	25
LC	Limited Combustible	15
C	Combustible	0
FB	Free Burning	15
RB	Rapid Burning	25

Area Notes for Fire Resistive Buildings (from FUS manual, 1999):

If Vertical Openings are inadequately protected (less than 1-hour fire rating): Area is the total of the two largest adjoining floors (above ground level) plus 50% of the area of each of the next 8 adjoining floors above that.

If Vertical Openings are adequately protected (at least 1-hour fire rating): Area is the total of the largest floor (above ground level) plus 25% of the area of each of the next 2 immediately adjoining floors above that.

1) Fire Flow

Type of Construction:	FC		
C=	0.6		
A=	2,514.10	m^2	*Assume vertical openings are protected.*
F=	**7,000**	**L/min**	*Round to nearest 1,000 L/min.*

2) Occupancy Reduction/Surcharge

Contents Factor:		LC			
Reduction/Surcharge of		-15%		=	-1,050 L/min
F=	**7000L/min +**	**-1050**	**L/min**	=	**5,950 L/min**

3) System Type Reduction

NFPA 13 Sprinkler:		YES	30%		
Standard Water Supply:		YES	10%		
Fully Supervised:		YES	10%		
Total			50%		
Reduction of		50%	L/min	=	2,975 L/min
F=	**5950L/min -**	**2,975**	**L/min**	=	**2,975 L/min**

4) Separation Charge

Building Face	Dist(m)	Charge
North	32	5%
East	23	10%
South	23	10%
West	12	15%
Total		40%

of 5950 L/min = 2,380 L/min
(max exposure charge can be 75%)

Separation	Charge	Separation	Charge
0 to 3m	25%	20.1 to 30 m	10%
3.1 to 10m	20%	30.1 to 45m	5%
10.1 to 20m	15%		

F = 2975L/min + 2380L/min = 5,355 L/min (2,000L/min<F<45,000L/min)

F =	**5,000**	**L/min**	(round to the nearest 1,000L/min)
F =	**83**	**L/s**	
F =	**1,321**	**gpm**	

Counterpoint Engineering Inc.

REQUIRED FIRE FLOW WORKSHEET - PROPOSED DEVELOPMENT

Project: 685 Warden Avenue
Project No: 21013
Building: Building C

Guide for Determination of Required Flow Copyright I.S.O

$$F = 220C\sqrt{A}$$

where

F = the required fire flow in litres per minute.
C = coefficient related to the type of construction.
= 1.5 for wood frame construction (structure essentially all combustible).
= 1.0 for ordinary construction (brick or other masonry walls, combustible floor and interior).
= 0.8 for non-combustible construction (unprotected metal structural components, masonry or metal walls).
= 0.6 for fire-resistive construction (fully protected frame, floors, roof).

A = The total floor area in square metres (including all storeys, but excluding basements at least 50 percent below grade) in the building being considered.

Type of Construction		Class Factor
WF	Wood Frame	1.5
OC	Ordinary Construction	1.0
NC	Non-Combustible	0.8
FC	Fire-Resistive	0.6

Area Notes for Fire Resistive Buildings (from FUS manual, 1999):

If Vertical Openings are inadequately protected (less than 1-hour fire rating): Area is the total of the two largest adjoining floors (above ground level) plus 50% of the area of each of the next 8 adjoining floors above that.

Contents		% Reduction
NC	Non-Combustible	25
LC	Limited Combustible	15
C	Combustible	0
FB	Free Burning	15
RB	Rapid Burning	25

If Vertical Openings are adequately protected (at least 1-hour fire rating): Area is the total of the largest floor (above ground level) plus 25% of the area of each of the next 2 immediately adjoining floors above that.

1) Fire Flow

Type of Construction:	FC		
C=	0.6		
A=	3,112.64	m^2	*Assume vertical openings are protected.*
F=	**7,000**	**L/min**	*Round to nearest 1,000 L/min.*

2) Occupancy Reduction/Surcharge

Contents Factor:		LC			
Reduction/Surcharge of		-15%	=	-1,050	L/min
F=	**7000L/min +**	**-1050**	**L/min =**	**5,950**	**L/min**

3) System Type Reduction

NFPA 13 Sprinkler:		YES	30%		
Standard Water Supply:		YES	10%		
Fully Supervised:		YES	10%		
Total			50%		
Reduction of		50%	L/min =	2,975	L/min
F=	**5950L/min -**	**2,975**	**L/min =**	**2,975**	**L/min**

4) Separation Charge

Building Face	Dist(m)	Charge
North	36	5%
East	12	15%
South	28	10%
West	25	10%
Total		40%

of **5950 L/min = 2,380 L/min**
(max exposure charge can be 75%)

Separation	Charge	Separation	Charge
0 to 3m	25%	20.1 to 30 m	10%
3.1 to 10m	20%	30.1 to 45m	5%
10.1 to 20m	15%		

F = 2975L/min + 2380L/min = 5,355 L/min (2,000L/min<F<45,000L/min)

F =	**5,000**	**L/min**
F =	**83**	**L/s**
F =	**1,321**	**gpm**

(round to the nearest 1,000L/min)

Counterpoint Engineering Inc.

REQUIRED FIRE FLOW WORKSHEET - PROPOSED DEVELOPMENT

Project: 685 Warden Avenue
Project No: 21013
Building: Building D

Guide for Determination of Required Flow Copyright I.S.O

$$F = 220C\sqrt{A}$$

where

F = the required fire flow in litres per minute.
C = coefficient related to the type of construction.
= 1.5 for wood frame construction (structure essentially all combustible).
= 1.0 for ordinary construction (brick or other masonry walls, combustible floor and interior).
= 0.8 for non-combustible construction (unprotected metal structural components, masonry or metal walls).
= 0.6 for fire-resistive construction (fully protected frame, floors, roof).

A = The total floor area in square metres (including all storeys, but excluding basements at least 50 percent below grade) in the building being considered.

Type of Construction		Class Factor
WF	Wood Frame	1.5
OC	Ordinary Construction	1.0
NC	Non-Combustible	0.8
FC	Fire-Resistive	0.6

Contents		% Reduction
NC	Non-Combustible	25
LC	Limited Combustible	15
C	Combustible	0
FB	Free Burning	15
RB	Rapid Burning	25

Area Notes for Fire Resistive Buildings (from FUS manual, 1999):

If Vertical Openings are inadequately protected (less than 1-hour fire rating): Area is the total of the two largest adjoining floors (above ground level) plus 50% of the area of each of the next 8 adjoining floors above that.

If Vertical Openings are adequately protected (at least 1-hour fire rating): Area is the total of the largest floor (above ground level) plus 25% of the area of each of the next 2 immediately adjoining floors above that.

1) Fire Flow

Type of Construction:	FC		
C=	0.6		
A=	3,187.64	m^2	*Assume vertical openings are protected.*
F=	**7,000**	**L/min**	*Round to nearest 1,000 L/min.*

2) Occupancy Reduction/Surcharge

Contents Factor:		LC			
Reduction/Surcharge of		-15%		=	-1,050 L/min
F=	**7000L/min +**	**-1050**	**L/min**	=	**5,950 L/min**

3) System Type Reduction

NFPA 13 Sprinkler:		YES	30%		
Standard Water Supply:		YES	10%		
Fully Supervised:		YES	10%		
Total			50%		
Reduction of		50%	L/min	=	2,975 L/min
F=	**5950L/min -**	**2,975**	**L/min**	=	**2,975 L/min**

4) Separation Charge

Building Face	Dist(m)	Charge
North	28	10%
East	12	15%
South	23	10%
West	27	10%
Total		45%

of **5950 L/min** = **2,678 L/min**
(max exposure charge can be 75%)

Separation	Charge	Separation	Charge
0 to 3m	25%	20.1 to 30 m	10%
3.1 to 10m	20%	30.1 to 45m	5%
10.1 to 20m	15%		

F = **2975L/min +** **2678L/min** = **5,653 L/min** (2,000L/min<F<45,000L/min)

F =	**6,000**	**L/min**
F =	**100**	**L/s**
F =	**1,585**	**gpm**

(round to the nearest 1,000L/min)

Counterpoint Engineering Inc.

REQUIRED FIRE FLOW WORKSHEET - PROPOSED DEVELOPMENT

Project: 685 Warden Avenue
Project No: 21013
Building: Building E

Guide for Determination of Required Flow Copyright I.S.O

$$F = 220C\sqrt{A}$$

where

F = the required fire flow in litres per minute.
C = coefficient related to the type of construction.
= 1.5 for wood frame construction (structure essentially all combustible).
= 1.0 for ordinary construction (brick or other masonry walls, combustible floor and interior).
= 0.8 for non-combustible construction (unprotected metal structural components, masonry or metal walls).
= 0.6 for fire-resistive construction (fully protected frame, floors, roof).

A = The total floor area in square metres (including all storeys, but excluding basements at least 50 percent below grade) in the building being considered.

Type of Construction		Class Factor
WF	Wood Frame	1.5
OC	Ordinary Construction	1.0
NC	Non-Combustible	0.8
FC	Fire-Resistive	0.6

Area Notes for Fire Resistive Buildings (from FUS manual, 1999):

If Vertical Openings are inadequately protected (less than 1-hour fire rating): Area is the total of the two largest adjoining floors (above ground level) plus 50% of the area of each of the next 8 adjoining floors above that.

Contents		% Reduction
NC	Non-Combustible	25
LC	Limited Combustible	15
C	Combustible	0
FB	Free Burning	15
RB	Rapid Burning	25

If Vertical Openings are adequately protected (at least 1-hour fire rating): Area is the total of the largest floor (above ground level) plus 25% of the area of each of the next 2 immediately adjoining floors above that.

1) Fire Flow

Type of Construction:	FC		
C=	0.6		
A=	2,195.71	m^2	*Assume vertical openings are protected.*
F=	**6,000**	**L/min**	*Round to nearest 1,000 L/min.*

2) Occupancy Reduction/Surcharge

Contents Factor:		LC			
Reduction/Surcharge of		-15%	=	-900	L/min
F=	**6000L/min +**	**-900**	**L/min =**	**5,100**	**L/min**

3) System Type Reduction

NFPA 13 Sprinkler:		YES	30%		
Standard Water Supply:		YES	10%		
Fully Supervised:		YES	10%		
Total			50%		
Reduction of		50%	L/min =	2,550	L/min
F=	**5100L/min -**	**2,550**	**L/min =**	**2,550**	**L/min**

4) Separation Charge

Building Face	Dist(m)	Charge
North	25	10%
East	25	10%
South	32	5%
West	50	0%
Total		25%

of 5100 L/min = 1,275 L/min
(max exposure charge can be 75%)

Separation	Charge	Separation	Charge
0 to 3m	25%	20.1 to 30 m	10%
3.1 to 10m	20%	30.1 to 45m	5%
10.1 to 20m	15%		

F = 2550L/min + 1275L/min = 3,825 L/min (2,000L/min<F<45,000L/min)

F =	**4,000**	**L/min**	(round to the nearest 1,000L/min)
F =	**67**	**L/s**	
F =	**1,057**	**gpm**	

Lozzi Aqua Check

Massimo Lozzi Cell: 416 990-2131
E-mail: lozziaquacheck@gmail.com

Hydrant Flow Test Form

Job Location: 685 Warden Ave,Toronto Date: May 7,2021

Time of Test: 11:30 am

Location of Flow Hydrant: in front of 685 Warden Ave.

Residual : in front of 689 Warden Ave.

Main Size: 600 mm. Static Pressure: 68 psi

	Number of Outlets & Orifice Size	Pitot Pressure (psi)	Flow (U.S. G.P.M.)	Residual Pressure (psi)
1.	Static	0	0	68
2.	1 x 2 ½	60	1297	66
3.	2 x 2 ½	44	2221	64

Note :Flow test conducted in accordance with NFPA Std 291

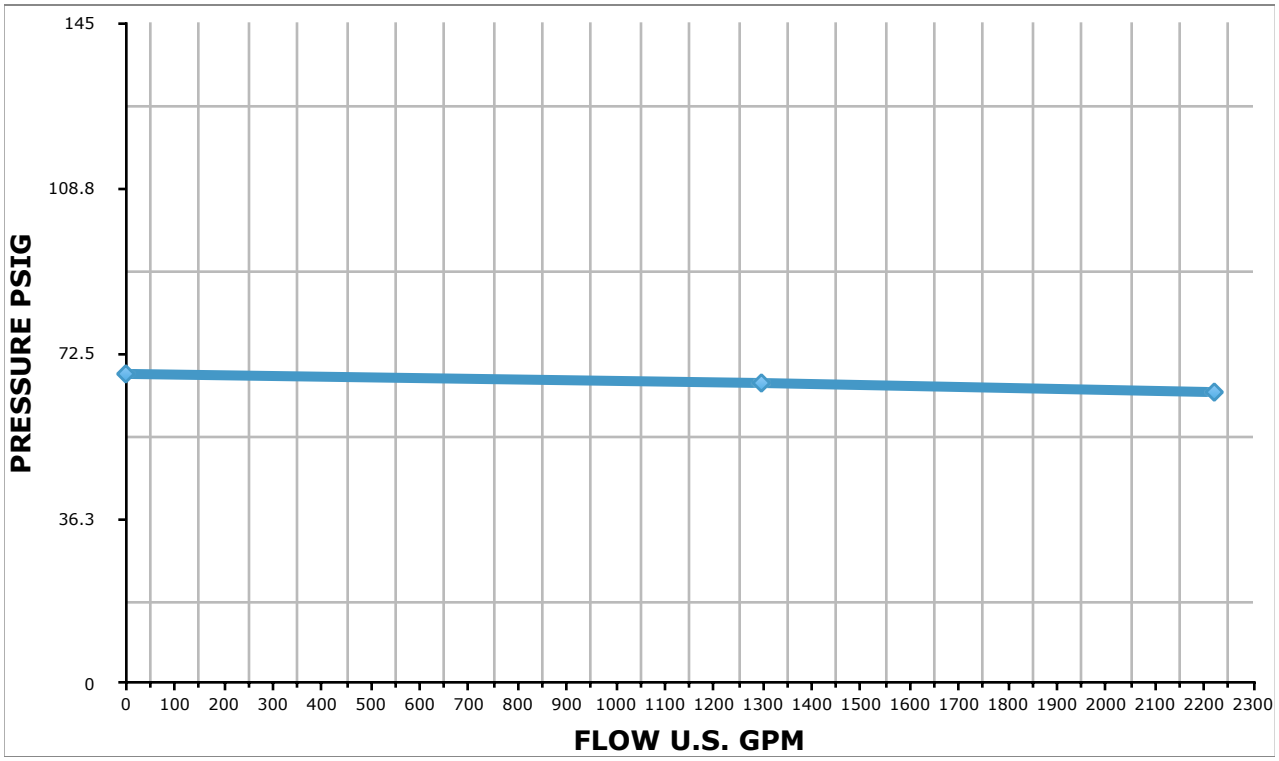

Counterpoint Engineering Inc.

NFPA Theoretical Flow Calculations

Project: 685 Warden Avenue
Project No: 21013
Hydrant: Hydrant at 689 Warden Avenue, connected to 600mm watermain.

Based on National Fire Protection Association Guidelines, the available flow at the minimum residual pressure of 20psi can be calculated based on the observed flow at the observed pressure readings, as follows:

$$Q_F = 29.83 \times c \times d^2 \times p^{0.5}$$, where

Q_F = observed flow (US GPM)
c = hydrant nozzle coefficient (0.90 - 0.95)
d = nozzle diameter (in)
p = observed pitot pressure

$$Q_R = Q_F \times h_F^{0.54} / h_R^{0.54}$$, where

Q_R = available flow
Q_F = observed flow (US GPM)
h_F = drop from measured static to desired baseline pressure
h_R = drop from measured static to measured residual pressure

Based on flow test results obtained by *Lozzi Aqua Check, July 26, 2016.*

c =	0.9		
d =	2.5	in	
number of ports =	2		
p =	44		
Q_F =	**2226**	**US GPM**	
Measured Static Pressure =	68	psi	
Measured Residual Pressure =	64	psi	
Desired Residual Pressure =	20	psi	, minimum per City of Toronto design criteria
Q_R =	**8517**	**US GPM**	per fire conneciton
	32,241	**L/min**	
	537.34	**L/s**	